Dott. PAOLO PUTIGNANO - INGEGNERE - NOCI (Bari)

COMUNE DI OSTUNI

PROGETTO PER LA COSTRUZIONE
DI N° 24 ALLOGGI PER AGRICOLTORI.=

T E L A I O N° 6

ARMATURA TRAVI
IN ELEVAZIONE

TAVOLA
14

IMPRESA :

IL CALCOLATORE

SCALA 1:25

DATA

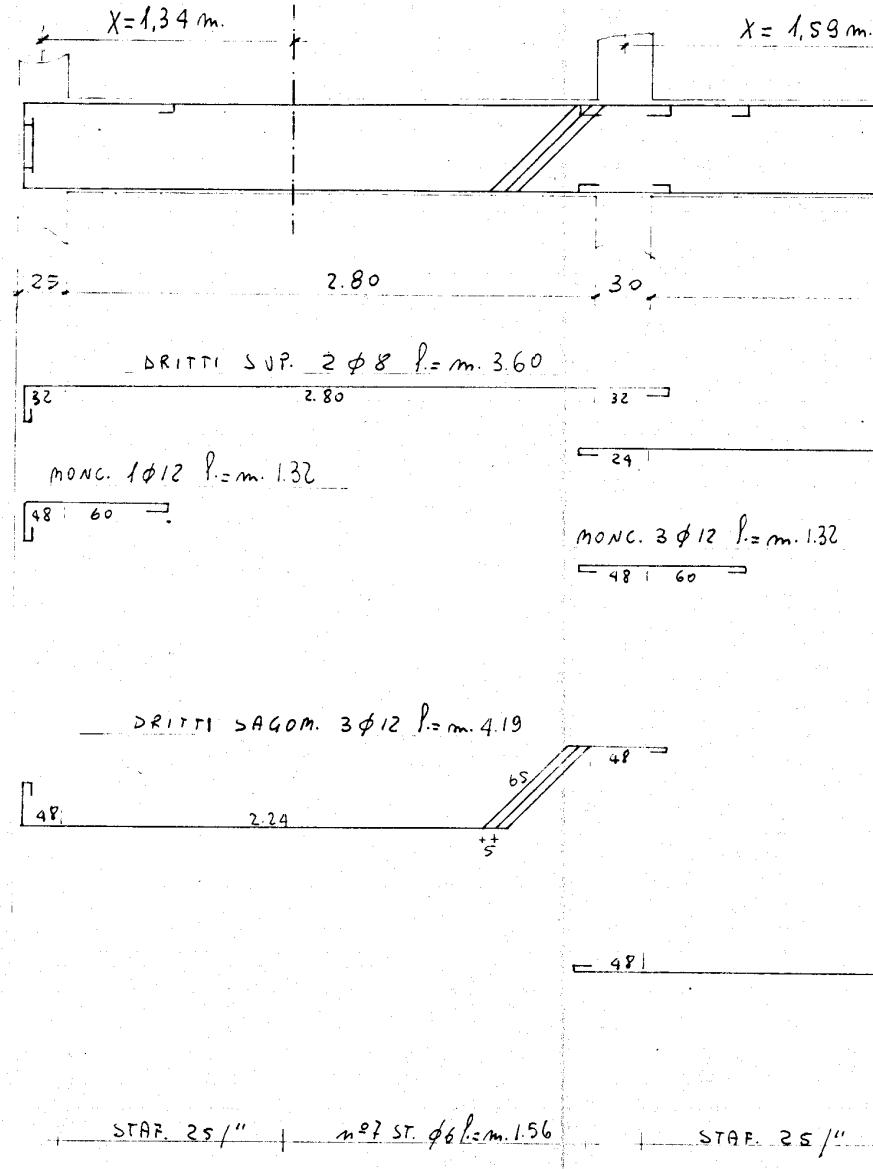
X=1,34 m.
X= 1,59 m.
25
2.80
30
DRITTI SUP. 2 ϕ 8 l.= m. 3.60
32
2.80
32
24
MONC. 1ϕ12 l.= m. 1.32
48
60
MONC. 3 ϕ 12 l.= m. 1.32
48
60
DRITTI SAGOM. 3ϕ12 l.= m. 4.19
48
2.24
65
48
5
48
STAF. 25/''
n° 7 ST. ϕ6 l.= m. 1.56
STAF. 25/''

TRAVI COPERTURA PIANO TERRA

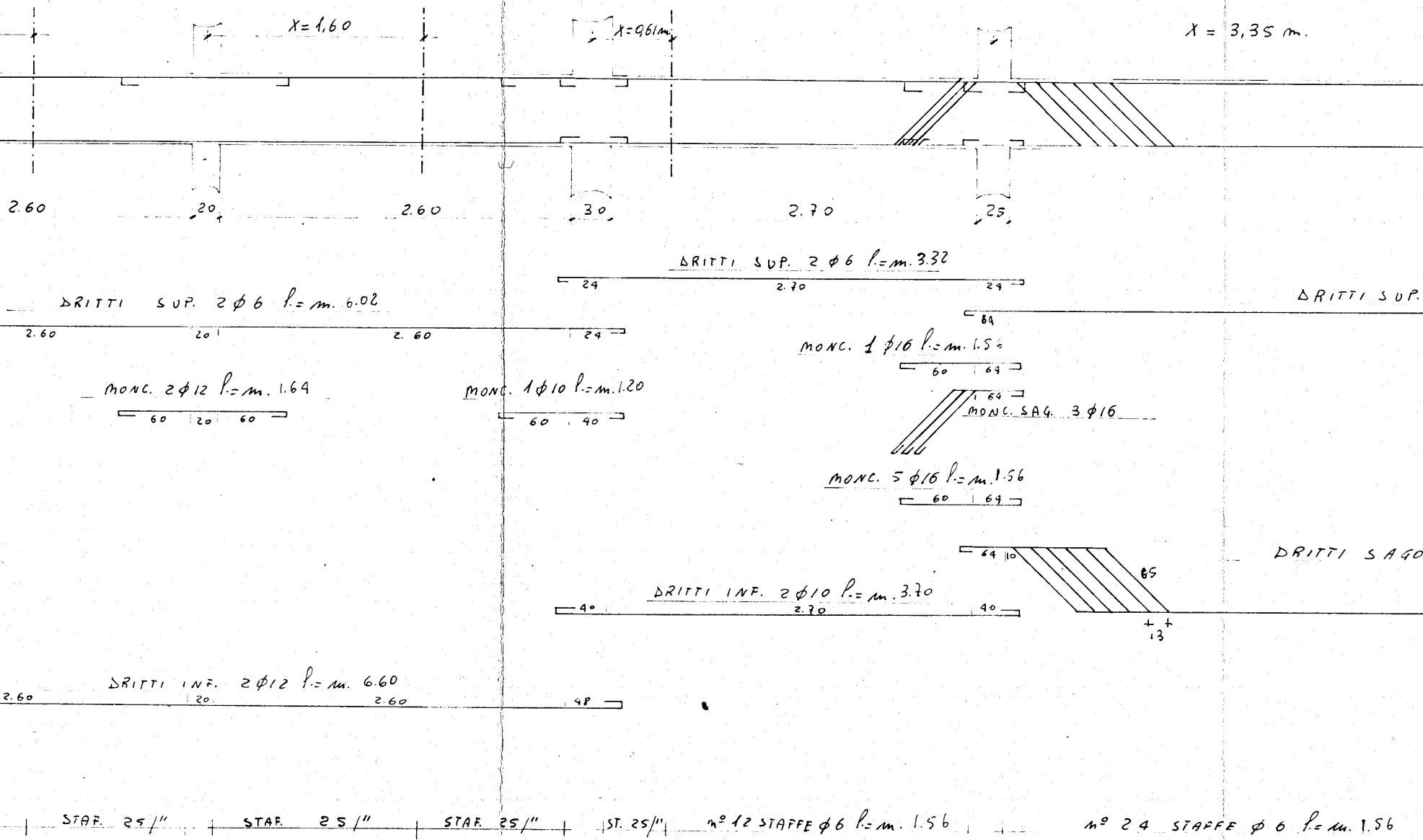
X=1,60
X=0,61m
X = 3,35 m.
2.60
20
2.60
30
2.70
25
DRITTI SUP. 2 ϕ 6 l.= m. 3.32
24
2.70
24
DRITTI SUP. 2 ϕ 6 l.= m. 6.02
2.60
20
2. 60
24
DRITTI SUP.
64
MONC. 1 ϕ16 l.= m. 1.56
60
64
MONC. 2 ϕ12 l.= m. 1.64
60
20
60
MONC. 1 ϕ10 l.= m. 1.20
60
40
64
MONC. SAG. 3 ϕ16
MONC. 5 ϕ16 l.= m. 1.56
60
64
DRITTI SAGO
64
10
65
13
DRITTI INF. 2 ϕ10 l.= m. 3.70
40
2.70
40
DRITTI INF. 2 ϕ12 l.= m. 6.60
2.60
20
2.60
48
STAF. 25/"
STAF. 25/"
STAF. 25/"
ST. 25/"
n° 12 STAFFE ϕ 6 l.= m. 1.56
n° 24 STAFFE ϕ 6 l.= m. 1.56

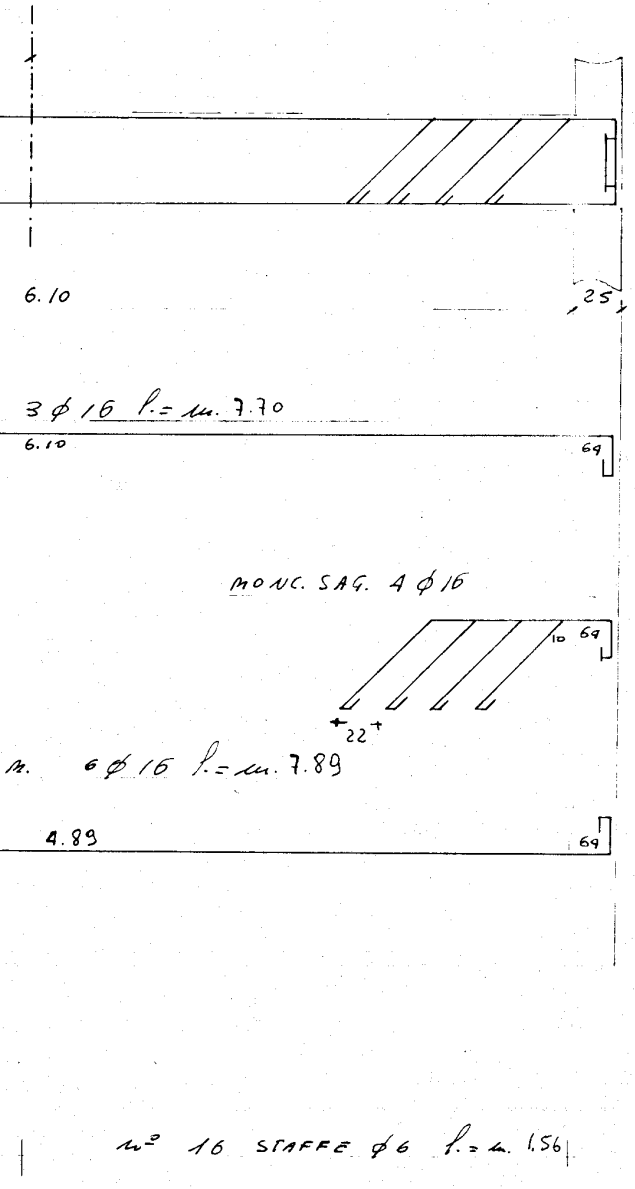

6.10
25
3 φ 16 l.= m. 7.70
6.10
69
MONC. SAG. 4 φ 16
10
69
22
n. 6 φ 16 l.= m. 7.89
4.89
69
n° 16 STAFFE φ 6 l.= m. 1.56

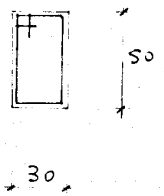



X= 1,36 m.
X= 1,
25
2.80
30
DRITTI SUP. 2 φ 10 l.= m. 3.80
40
2.80
40
24
DRITTI SAG. 3 φ 12 l.= m. 4.61
48
2.24
65
5
30
60
DRITTO INF. 1 φ 12 l.= m. 4.00
48
2.80
48
48
ST. φ 6 25/''
n° 6 STAFFE φ 6 l.= m. 1.56
STAF. φ 6

TRAVI COPERTURA 1° PIANO

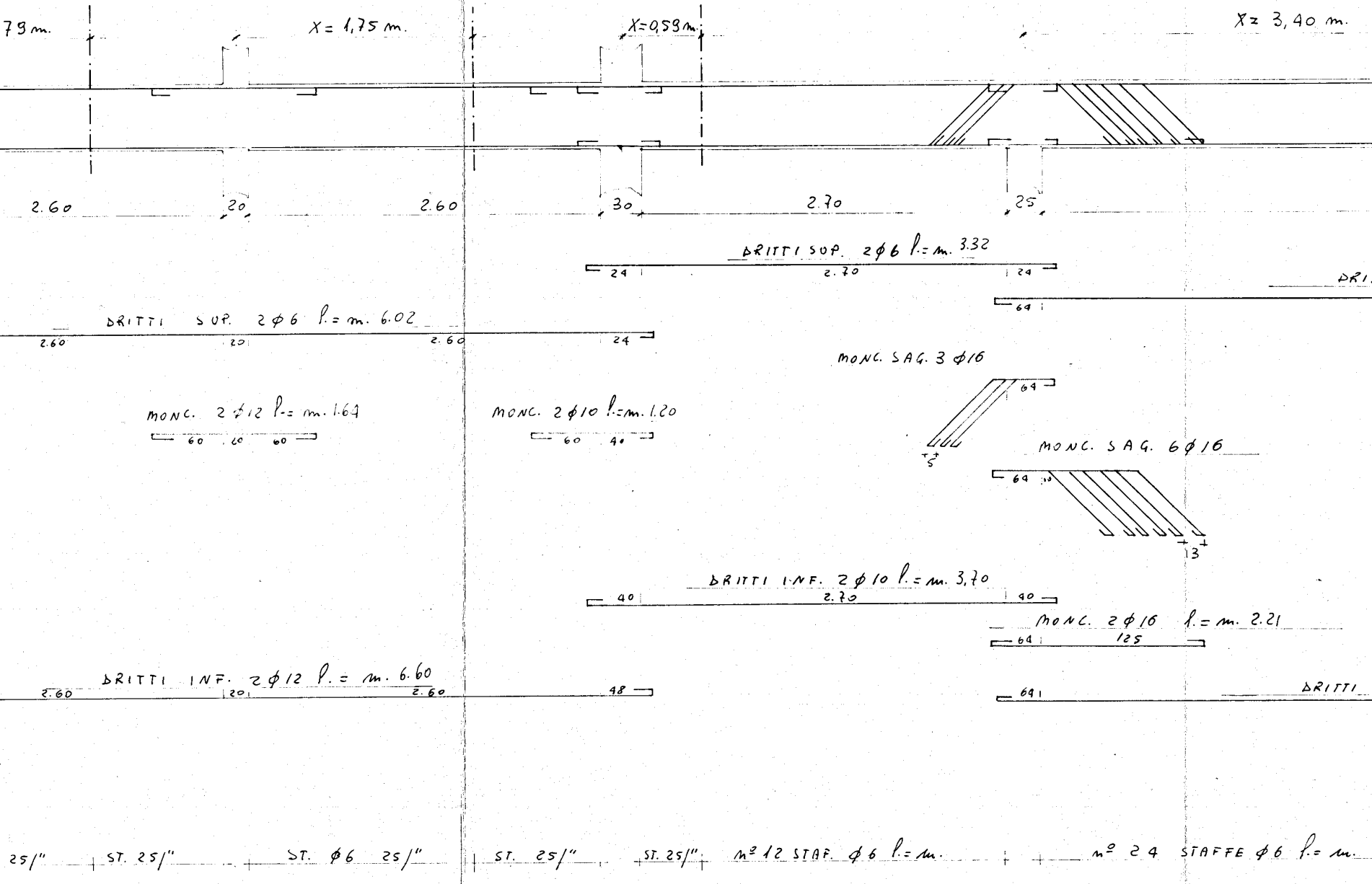
79 m.
X= 1,75 m.
X=0,59 m.
X= 3,40 m.
2.60
20
2.60
30
2.70
25
DRITTI SUP. 2⌀6 l.= m. 3.32
24
2.70
24
DRI
64
DRITTI SUP. 2⌀6 l.= m. 6.02
2.60
20
2.60
24
MONC. SAG. 3⌀16
64
5
MONC. 2⌀12 l.= m. 1.64
60
20
60
MONC. 2⌀10 l.=m. 1.20
60
40
MONC. SAG. 6⌀16
64
10
13
DRITTI INF. 2⌀10 l.= m. 3,70
40
2.70
40
MONC. 2⌀16 l.= m. 2.21
64
125
DRITTI INF. 2⌀12 l.= m. 6.60
2.60
20
2.60
48
64
DRITTI
25/''
ST. 25/''
ST. ⌀6 25/''
ST. 25/''
ST. 25/''
n° 12 STAF. ⌀6 l.= m.
n° 24 STAFFE ⌀6 l.= m.

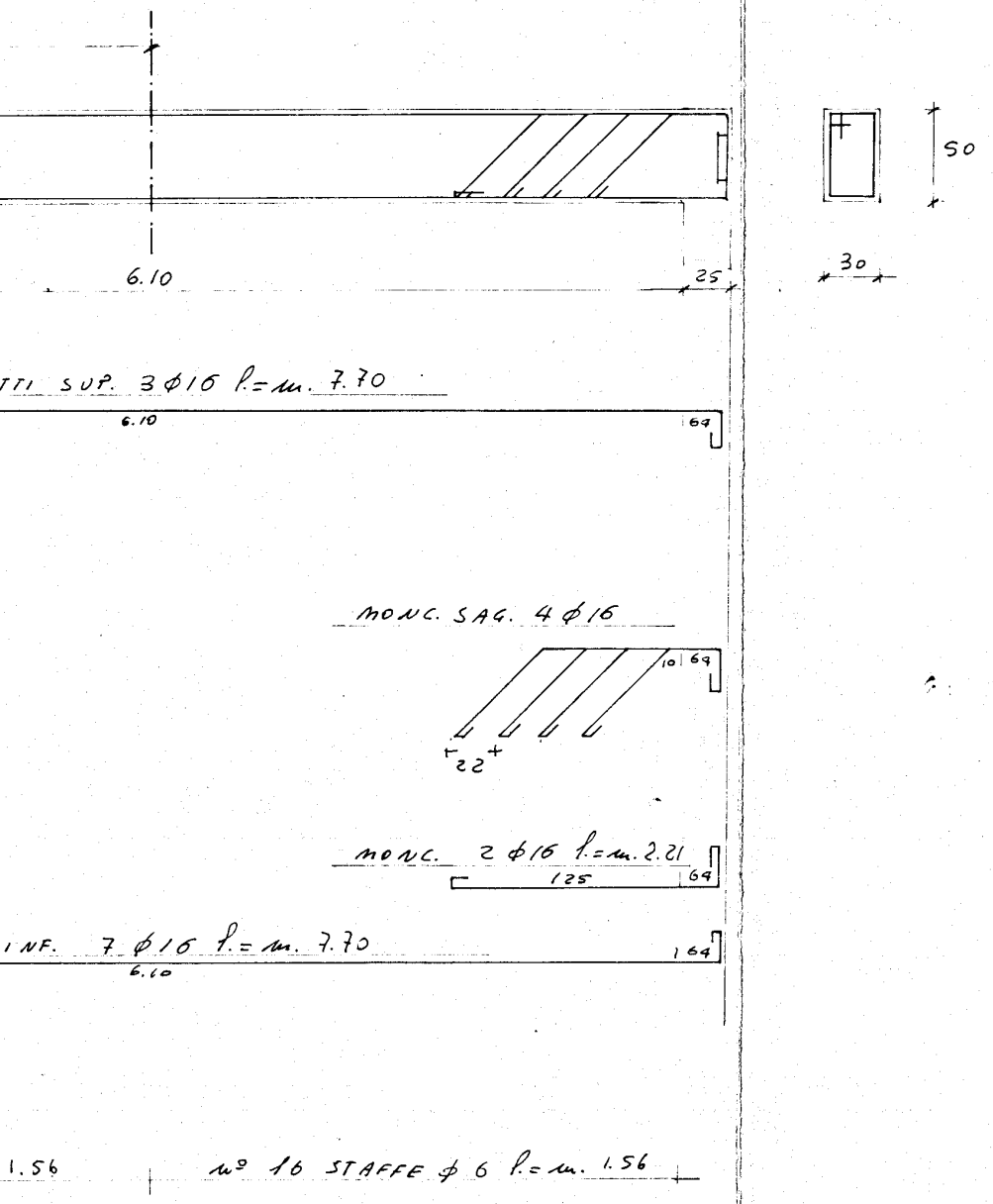
6.10
25
50
30
TTI SUP. 3 Ø16 l.= m. 7.70
6.10
64
MONC. SAG. 4 Ø16
10
64
22
MONC. 2 Ø16 l.= m. 2.21
125
64
INF. 7 Ø16 l.= m. 7.70
6.60
64
1.56
n° 16 STAFFE Ø 6 l.= m. 1.56

TRAVI COPERTURA PIANO TERRAZZA

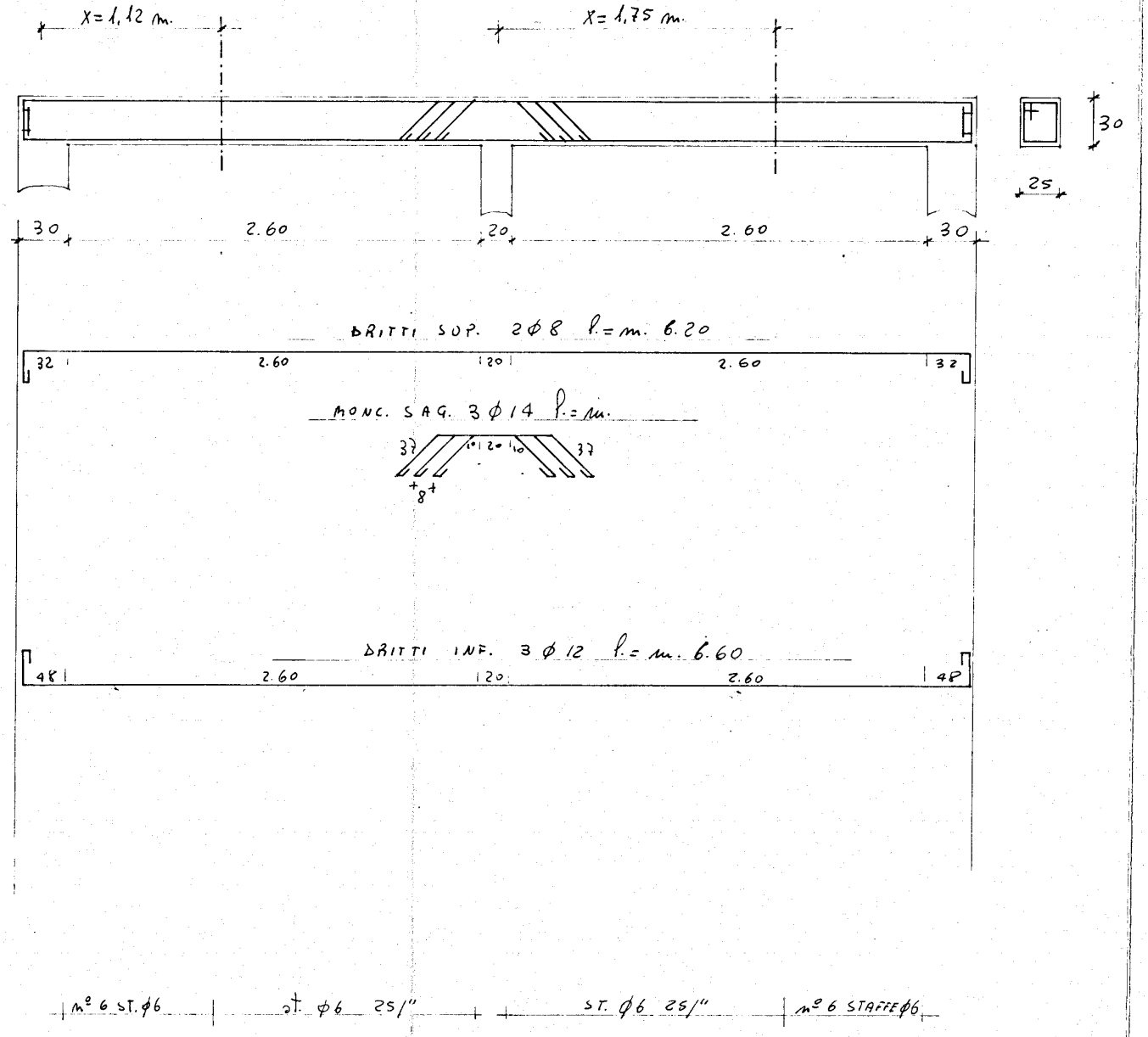
X= 1,12 m.
X= 1,75 m.
30
25
30
2.60
20
2.60
30
DRITTI SUP. 2 Ø 8 l.= m. 6.20
32
2.60
20
2.60
32
MONC. SAG. 3 Ø 14 l.= m.
37
10
20
10
37
8
DRITTI INF. 3 Ø 12 l.= m. 6.60
48
2.60
20
2.60
48
n° 6 ST. Ø6
ST. Ø6 25/''
ST. Ø6 25/''
n° 6 STAFFE Ø6