	DATA	SIGLA	PROGETTO N.	TAV. N°	
DISEGN.	2/77			5	**STUDIO TECNICO** **Ing. Antonio E. Corrado** **Brindisi - Corso Roma, 99 - Tel. 22085 - 27483**
CONTR.					
VISTO :					

VERIFICARE MISURE E QUOTE

COMMITTENTE

GESCAL

Lotto "C" S.Elia =BRINDISI=

SOSTITUISCE IL N.

SOSTITUITO DAL N.

SCALA **1:50**

Legge 14.2.1963 P.I. n°1312

PROGETTO DELLE STRUTTURE

FABBR. IN LINEA

ARMATURA DEL PIANO TIPO

IL COMMITTENTE: EDILCO s.r.l. = BRINDISI =

IL PROGETTISTA:

N. B. - Adoperare :

1) - Calcestruzzo di resistenza caratteristica minima pari a 200 - 250 - 300 Kg. / cmq.
2) - Acciaio in barre tonde lisce tipo FeB32k.
3) - Acciaio ad aderenza migliorata tipo FeB38k - FeB44k.



1/70
2/71
50
4.70
60
2.90
9.95
2⌀10
75
28
3.80
1⌀12
28
1.10
1.70
28
2.36
1⌀10
128
28
2.75
1⌀12
28
1.90
1.90
28
1.67
1⌀10
1.45
3⌀14
2.20
1⌀12
2⌀
50
28
2⌀10
28
60
28
2⌀10
2⌀10
9.95
3⌀12

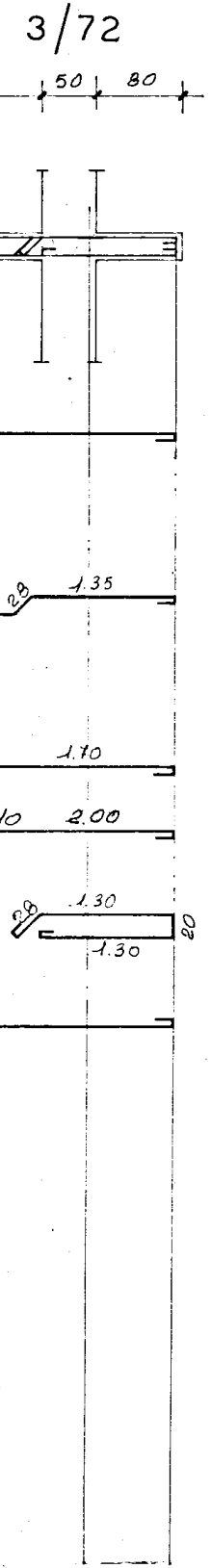
3/72
50
80
28
1.35
1.70
10
2.00
28
1.30
1.30
20


24
60
20
56 1ϕ8/20

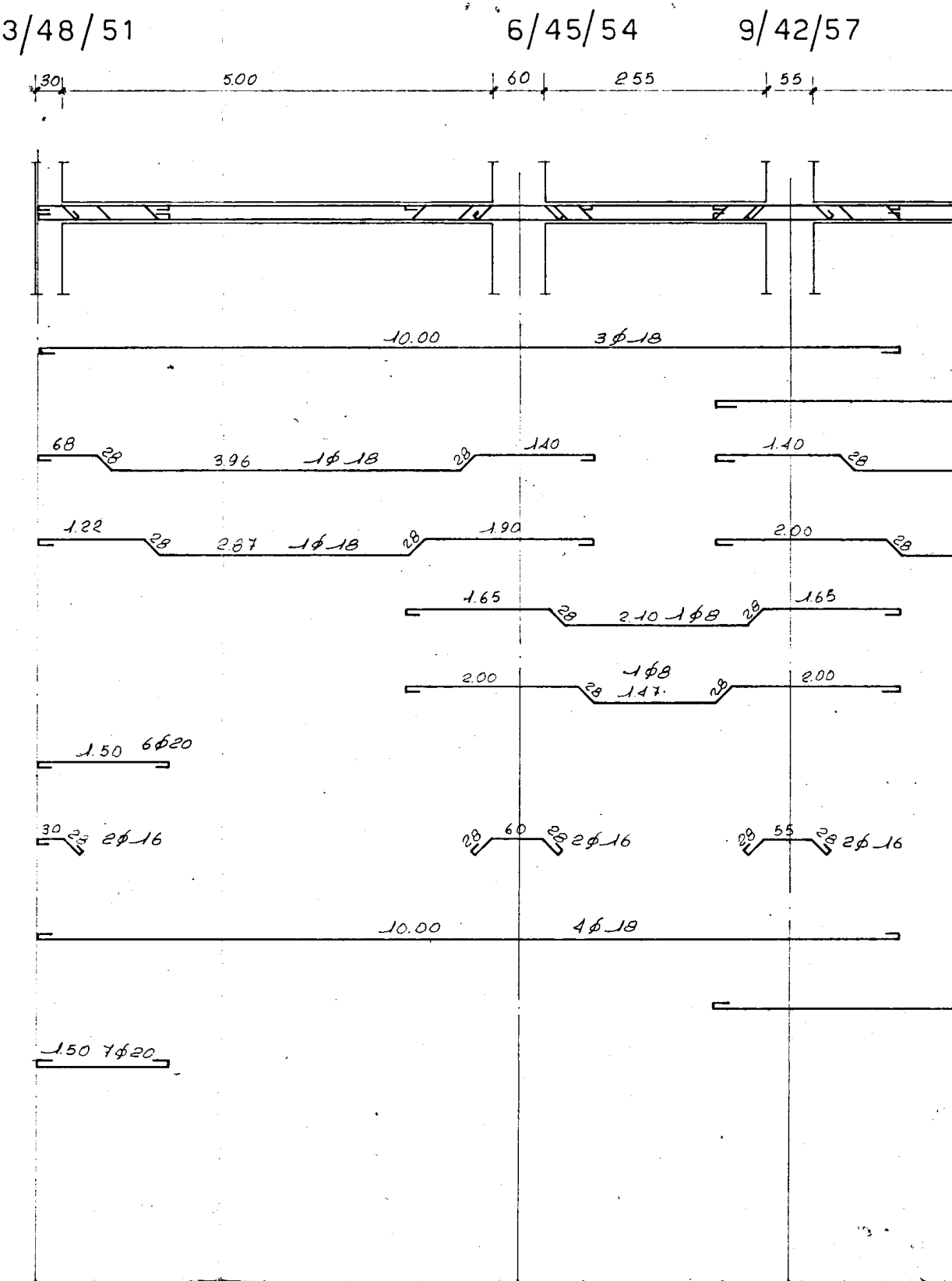
3/48/51
6/45/54
9/42/57
30
5.00
60
2.55
55
10.00
3ϕ18
68
28
3.96
1ϕ18
28
1.40
1.40
28
1.22
28
2.87
1ϕ18
28
1.90
2.00
28
1.65
28
2.10 1ϕ8
28
1.65
2.00
1ϕ8
28
1.47
28
2.00
1.50
6ϕ20
30
28
2ϕ16
28
60
28
2ϕ16
28
55
28
2ϕ16
10.00
4ϕ18
1.50
7ϕ20

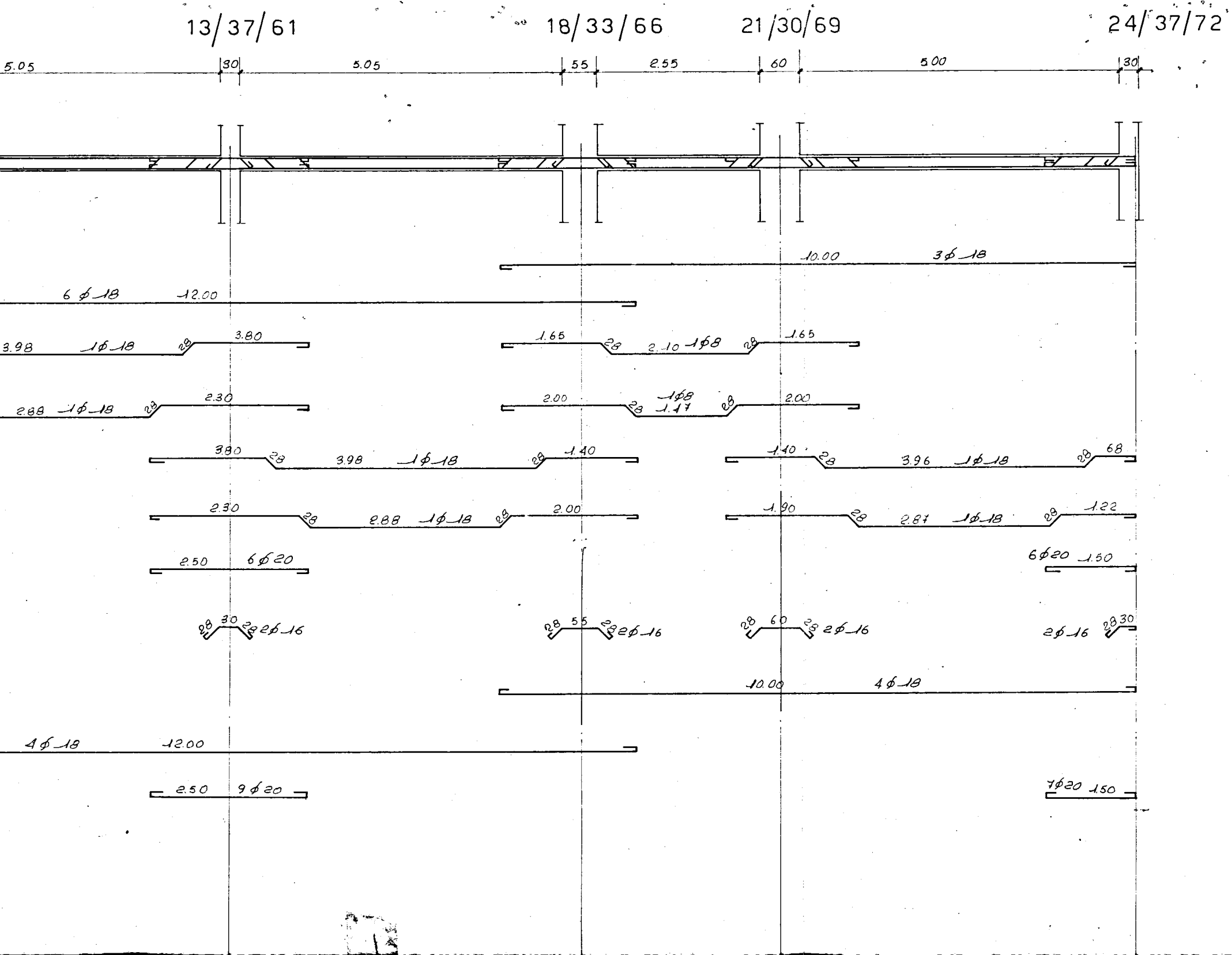
13/37/61
18/33/66
21/30/69
24/37/72
5.05
30
5.05
55
2.55
60
5.00
30
10.00
3ϕ18
6 ϕ18
12.00
3.98
1ϕ18
28
3.80
1.65
28
2.10
1ϕ8
28
1.65
2.88
1ϕ18
28
2.30
2.00
28
1ϕ8
1.47
28
2.00
3.80
28
3.98
1ϕ18
28
1.40
1.40
28
3.96
1ϕ18
28
68
2.30
28
2.88
1ϕ18
28
2.00
1.90
28
2.87
1ϕ18
28
1.22
2.50
6ϕ20
6ϕ20
1.50
28
30
28
2ϕ16
28
55
28
2ϕ16
28
60
28
2ϕ16
2ϕ16
28
30
10.00
4ϕ18
4ϕ18
12.00
2.50
9ϕ20
7ϕ20
1.50

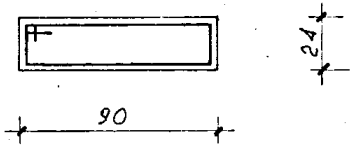

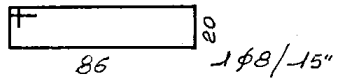

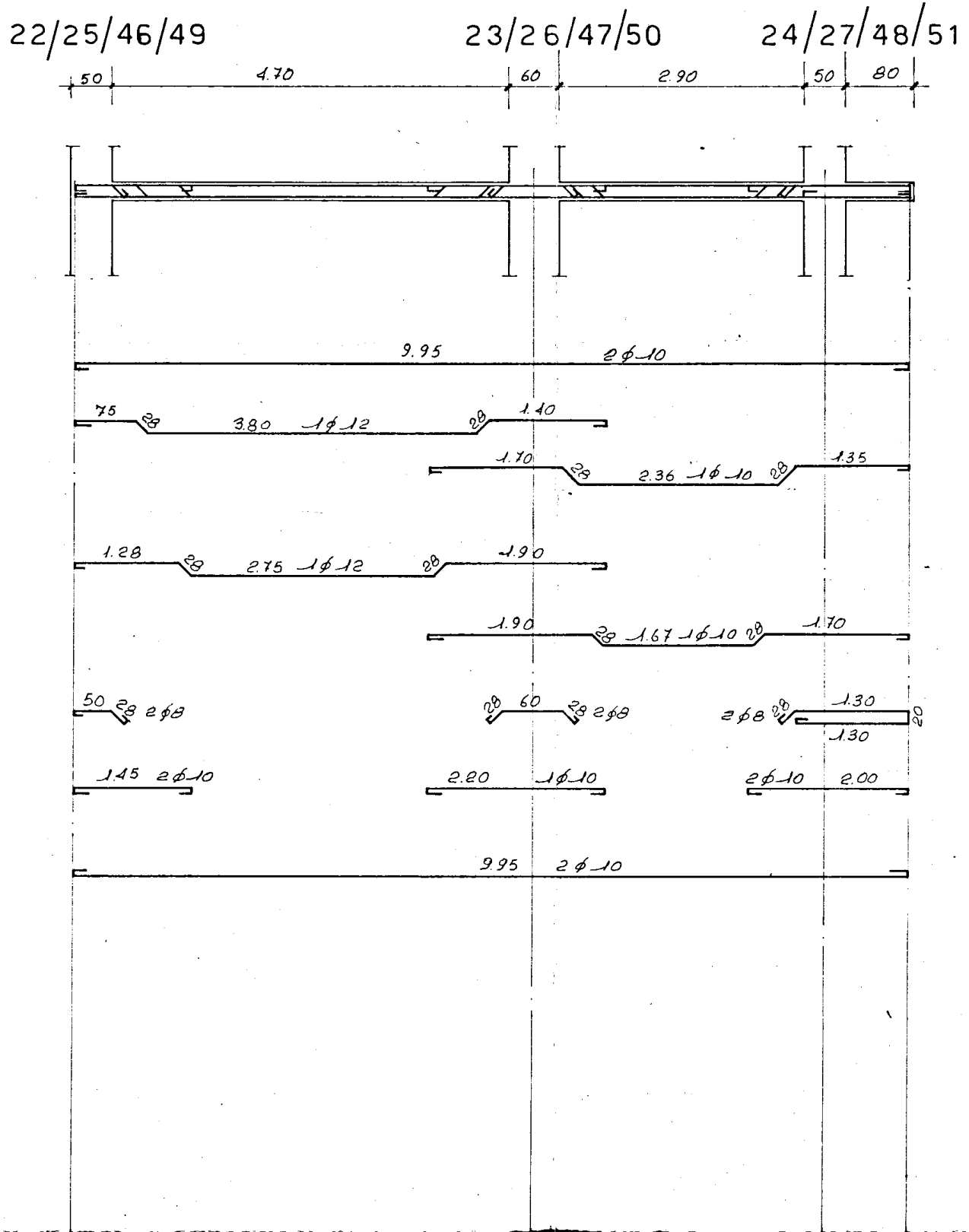
22/25/46/49
23/26/47/50
24/27/48/51
50
4.70
60
2.90
50
80
9.95
2φ10
75
28
3.80
1φ12
28
1.40
1.70
28
2.36
1φ10
28
1.35
1.28
28
2.75
1φ12
28
1.90
1.90
28
1.67
1φ10
28
1.70
50
28
2φ8
28
60
28
2φ8
2φ8
28
1.30
20
1.30
1.45
2φ10
2.20
1φ10
2φ10
2.00
9.95
2φ10



24
50
20
46 1φ8/20"

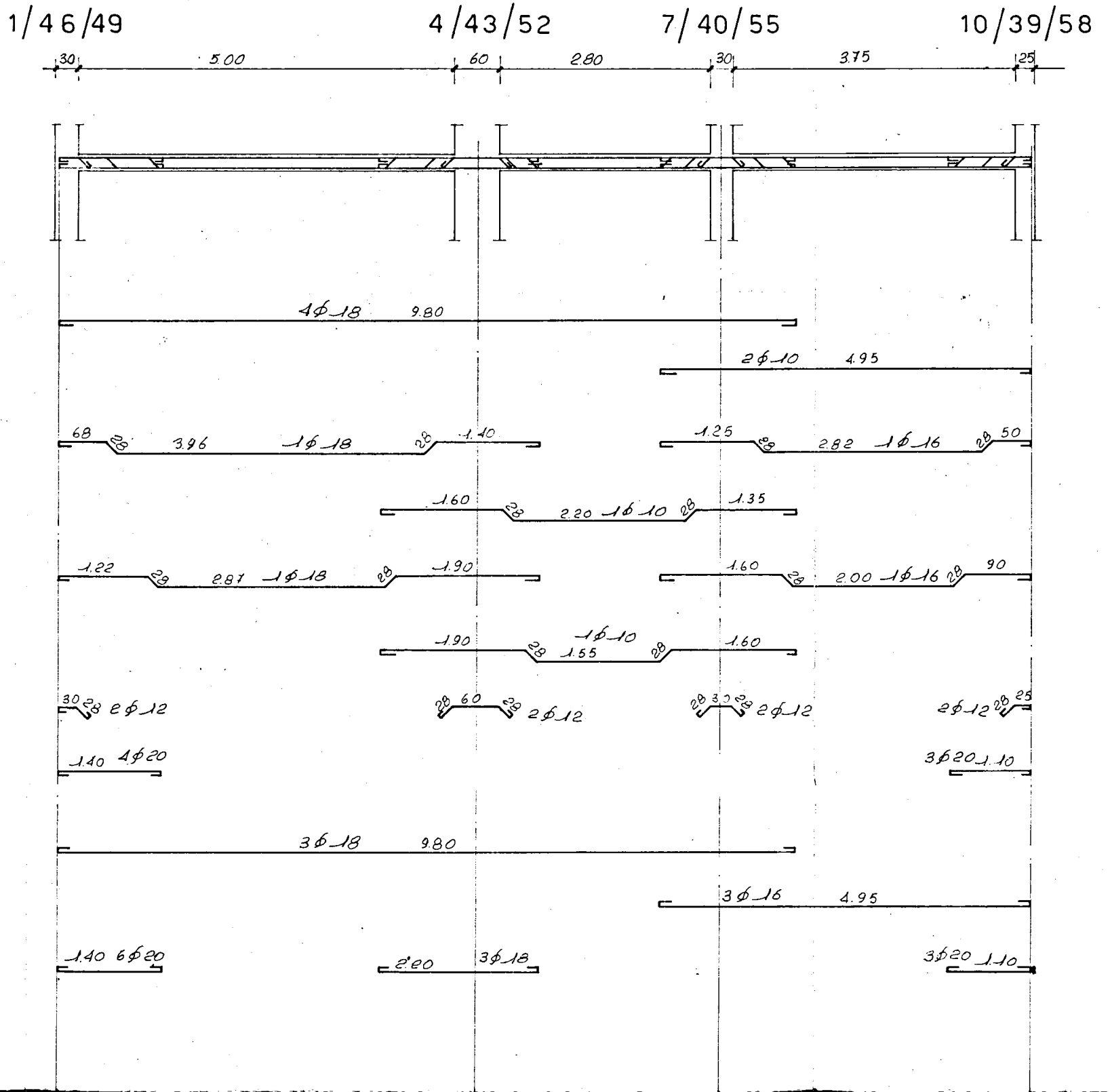

1/46/49
4/43/52
7/40/55
10/39/58
30
5.00
60
2.80
30
3.75
25
4φ18 9.80
2φ10 4.95
68 28 3.96 1φ18 28 1.40
1.25 28 2.82 1φ16 28 50
1.60 28 2.20 1φ10 28 1.35
1.22 28 2.87 1φ18 28 1.90
1.60 28 2.00 1φ16 28 90
1.90 28 1φ10 1.55 28 1.60
30 28 2φ12
28 60 28 2φ12
28 30 28 2φ12
2φ12 28 25
1.40 4φ20
3φ20 1.10
3φ18 9.80
3φ16 4.95
1.40 6φ20
2.20 3φ18
3φ20 1.10

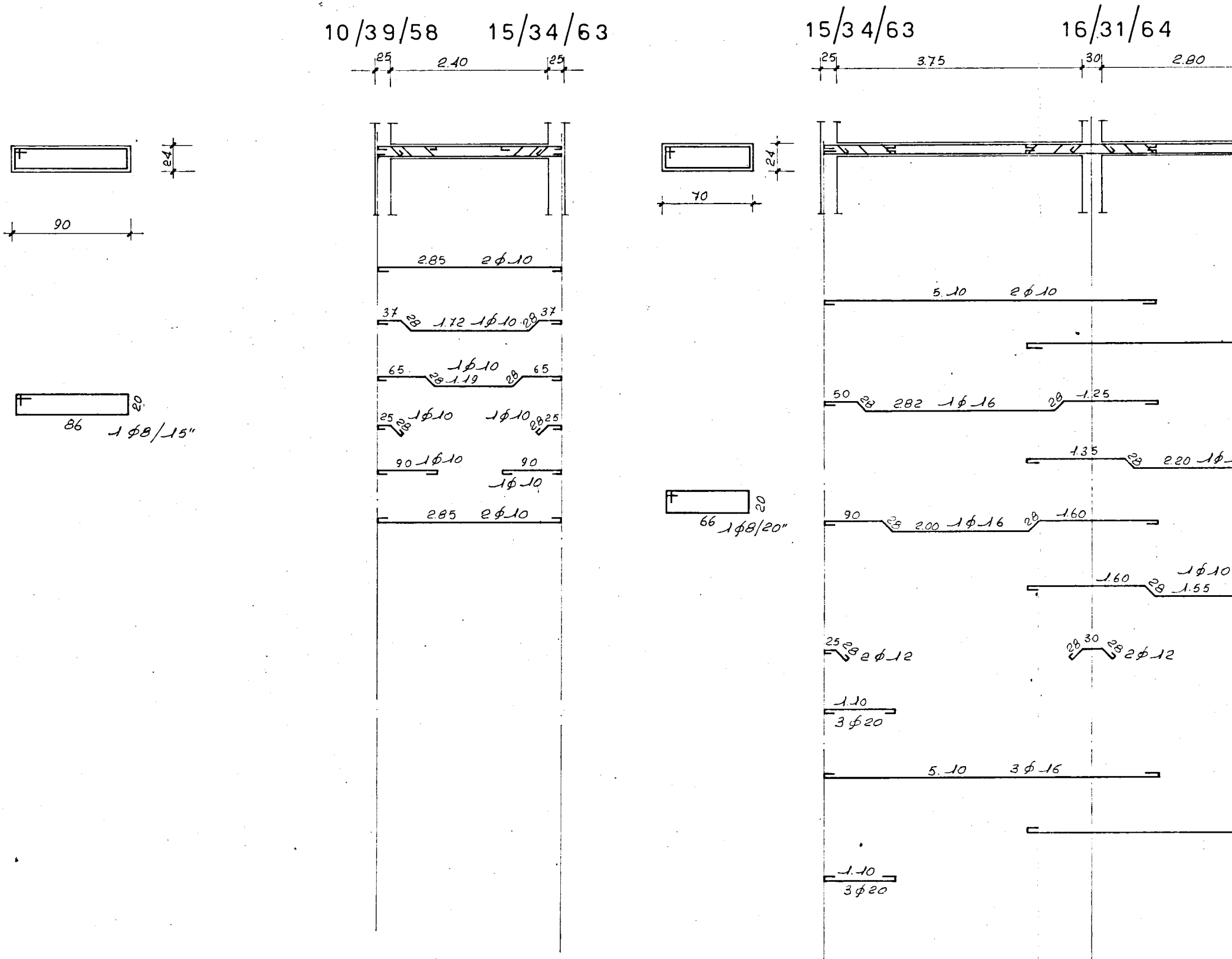
10/39/58
15/34/63
15/34/63
16/31/64
25
2.40
25
25
3.75
30
2.80
24
90
24
70
2.85 2φ10
37 28 1.72 1φ10 28 37
65 1φ10 28 1.19 28 65
25 28 1φ10
1φ10 28 25
90 1φ10
90 1φ10
2.85 2φ10
20
86 1φ8/15"
5.10 2φ10
50 28 2.82 1φ16 28 1.25
1.35 28 2.20 1φ
20
66 1φ8/20"
90 28 2.00 1φ16 28 1.60
1.60 28 1.55 1φ10
25 28 2φ12
28 30 28 2φ12
1.10
3φ20
5.10 3φ16
1.10
3φ20

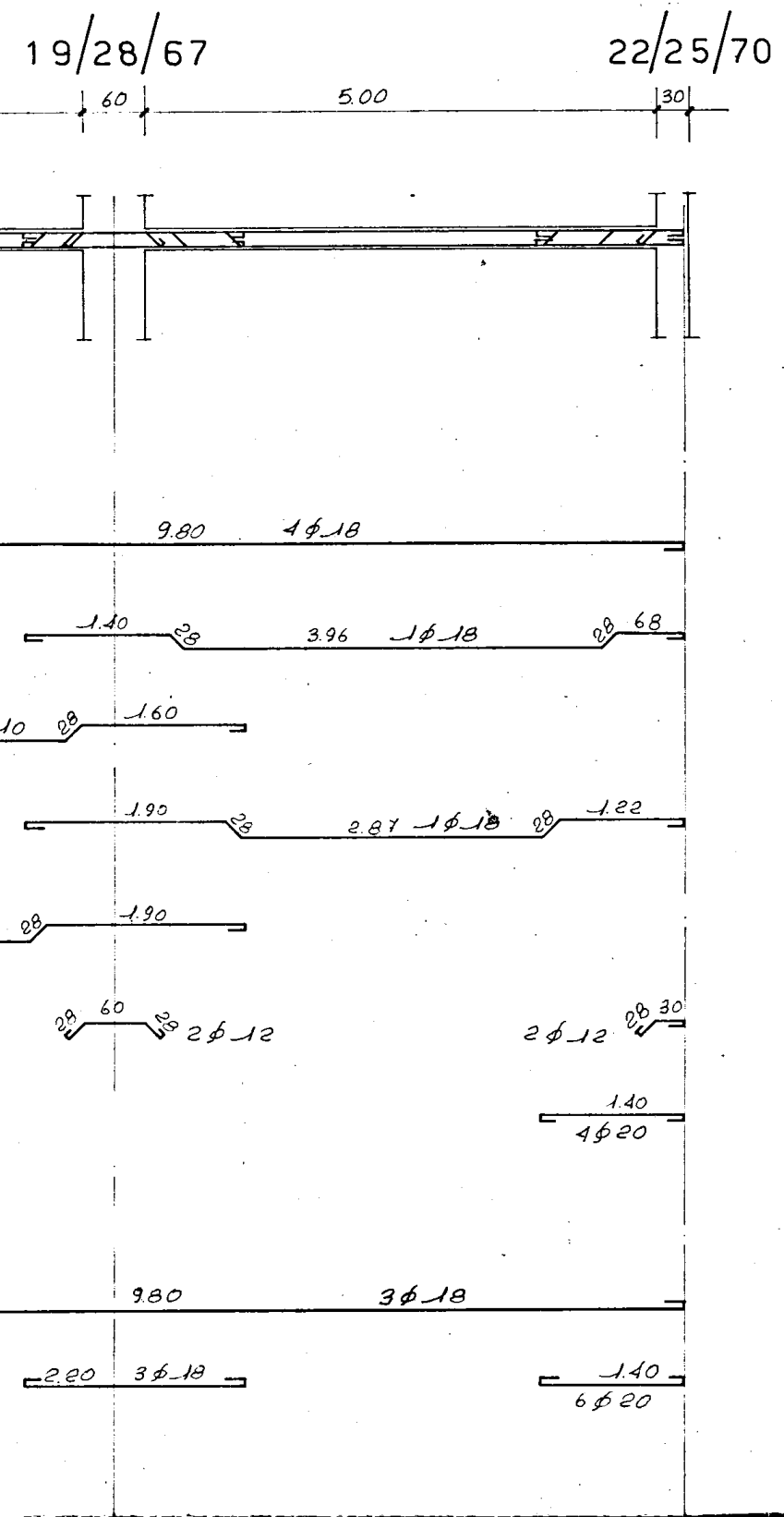

19/28/67
22/25/70
60
5.00
30
9.80 1∅18
1.40
28
3.96 1∅18
28 68
10
28
1.60
1.90
28
2.87 1∅18
28
1.22
28
1.90
28 60 28 2∅12
2∅12 28 30
1.40
4∅20
9.80
3∅18
2.20 3∅18
1.40
6∅20

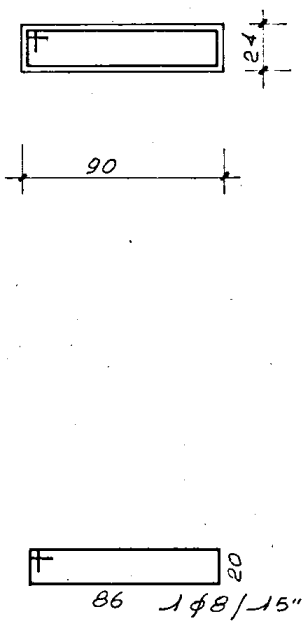

24
90
20
86 1∅8/15"

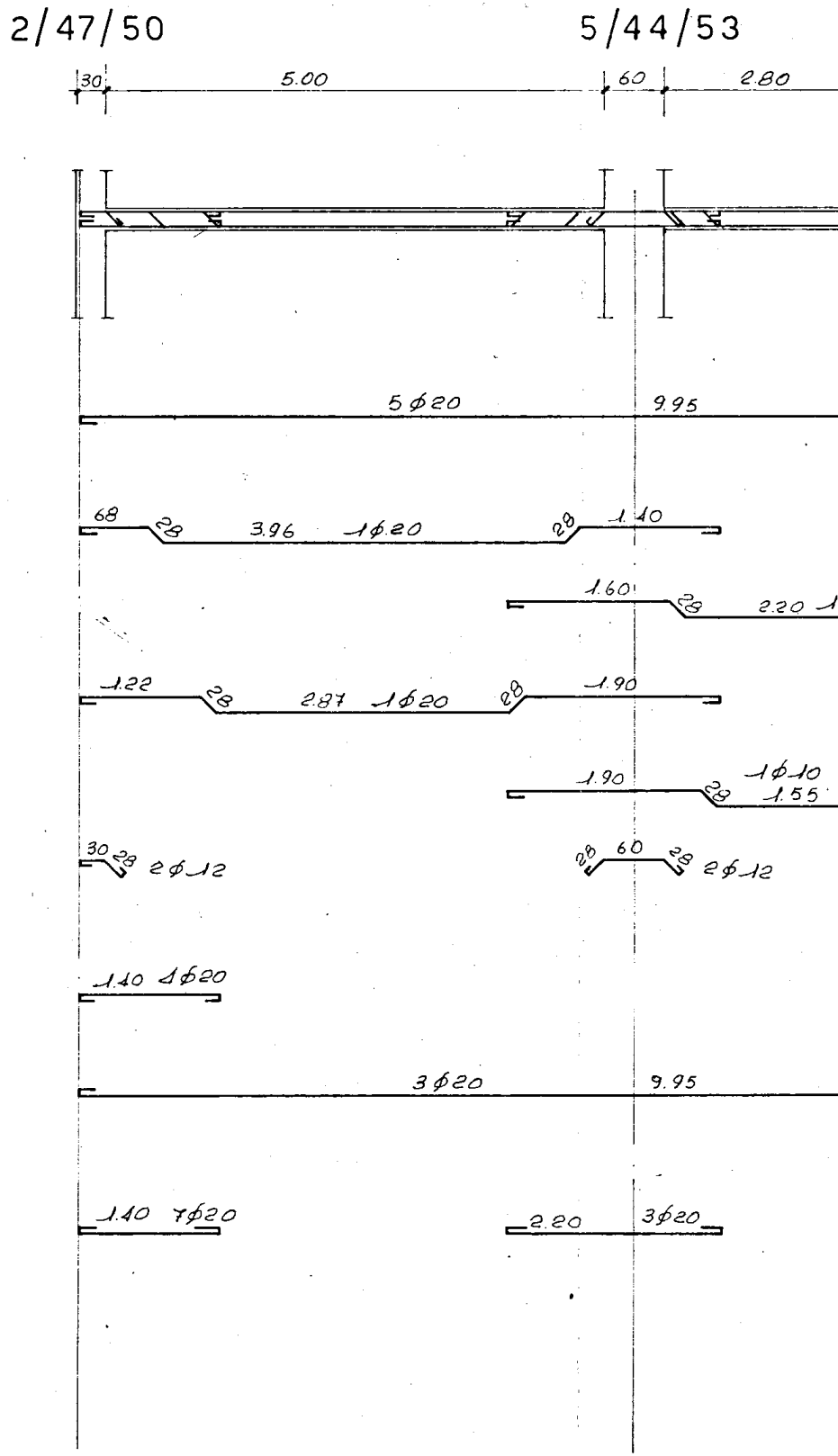

2/47/50
5/44/53
30
5.00
60
2.80
5∅20
9.95
68
28
3.96 1∅20
28
1.40
1.60
28
2.20 1
1.22
28
2.87 1∅20
28
1.90
1.90
28
1∅10
1.55
30 28 2∅12
28 60 28 2∅12
1.40 1∅20
3∅20
9.95
1.40 7∅20
2.20
3∅20

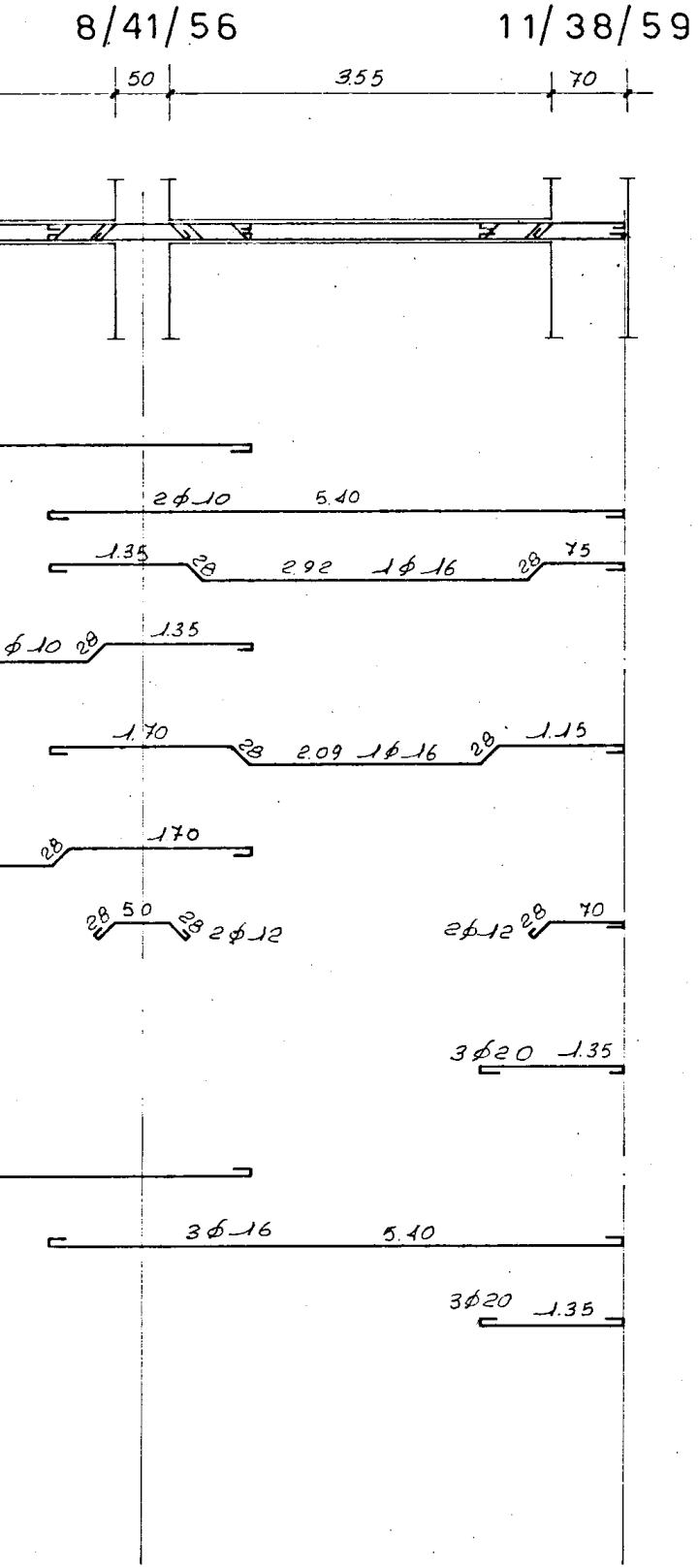
8/41/56
11/38/59
50
355
70
2ϕ10
5.40
1.35
28
2.92
1ϕ16
28
75
ϕ10
28
1.35
1.70
28
2.09
1ϕ16
28
1.15
28
170
28
50
28
2ϕ12
2ϕ12
28
70
3ϕ20
1.35
3ϕ16
5.40
3ϕ20
1.35


24
90
20
86
1ϕ8/15''

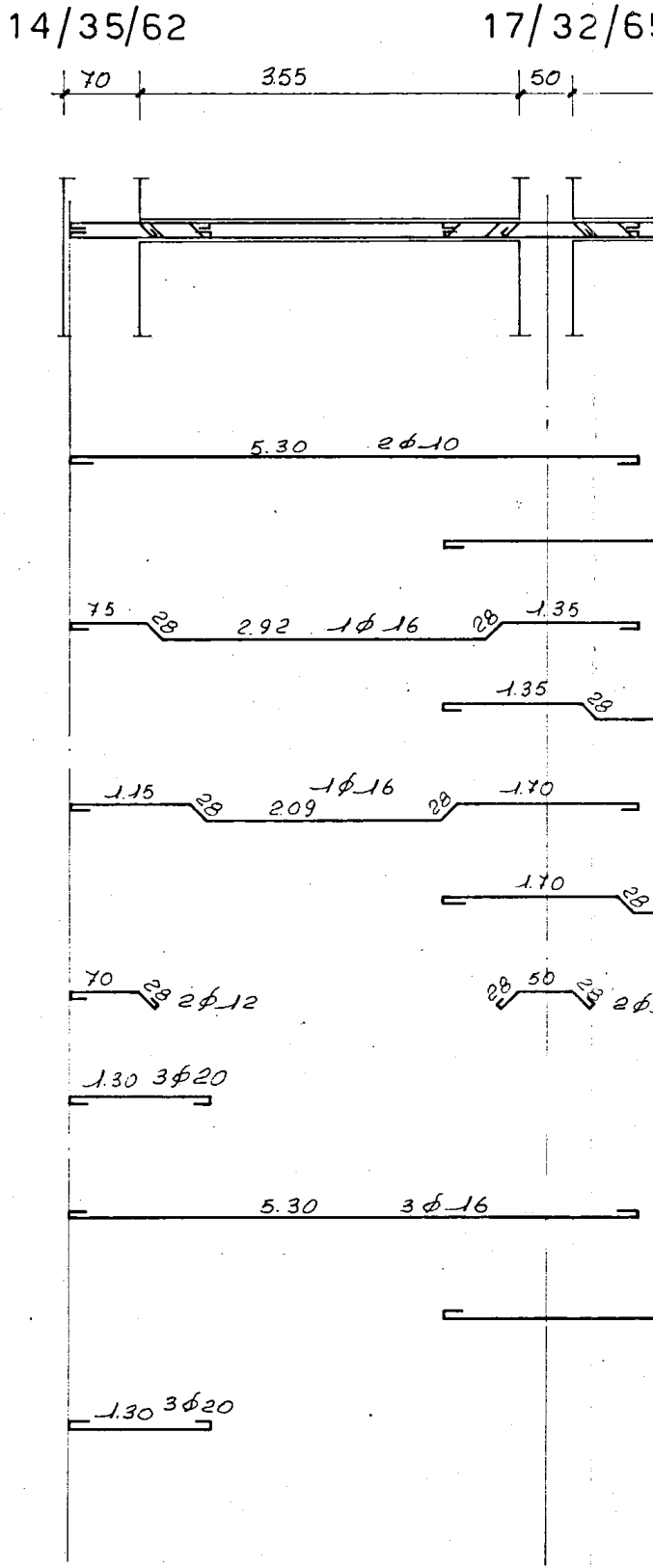
14/35/62
17/32/6
70
355
50
5.30
2ϕ10
75
28
2.92
1ϕ16
28
1.35
1.35
28
1.15
28
209
1ϕ16
28
1.70
1.70
28
70
28
2ϕ12
28
50
28
2ϕ
1.30
3ϕ20
5.30
3ϕ16
1.30
3ϕ20

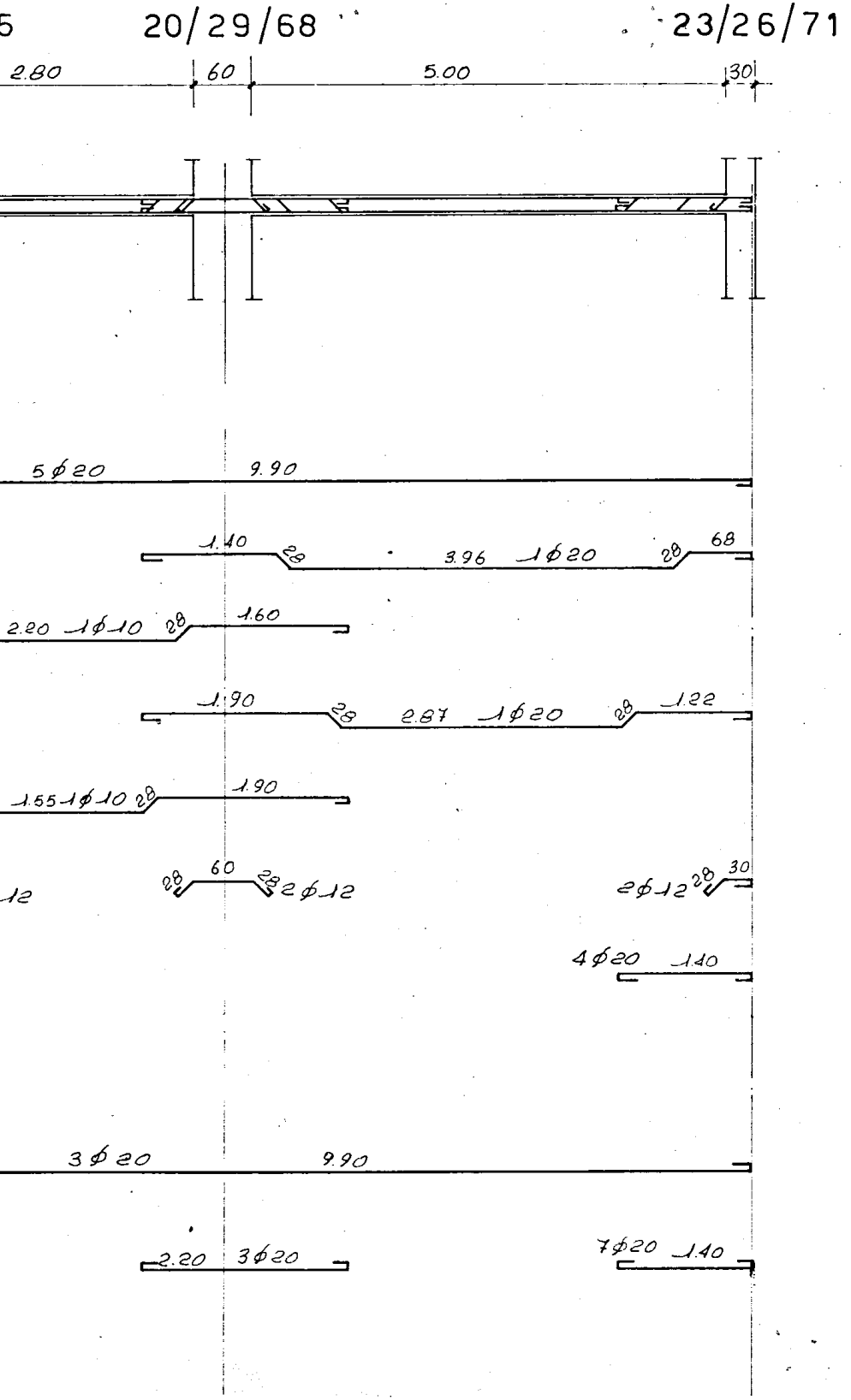
5
20/29/68
23/26/71
2.80
60
5.00
30
5∅20
9.90
1.40
28
3.96
1∅20
28
68
2.20
1∅10
28
1.60
1.90
28
2.87
1∅20
28
1.22
1.55
1∅10
28
1.90
12
28
60
28
2∅12
2∅12
28
30
4∅20
1.40
3∅20
9.90
2.20
3∅20
7∅20
1.40

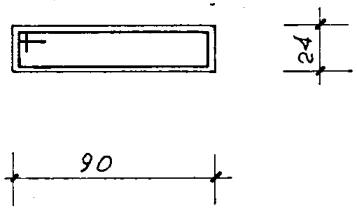

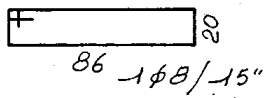

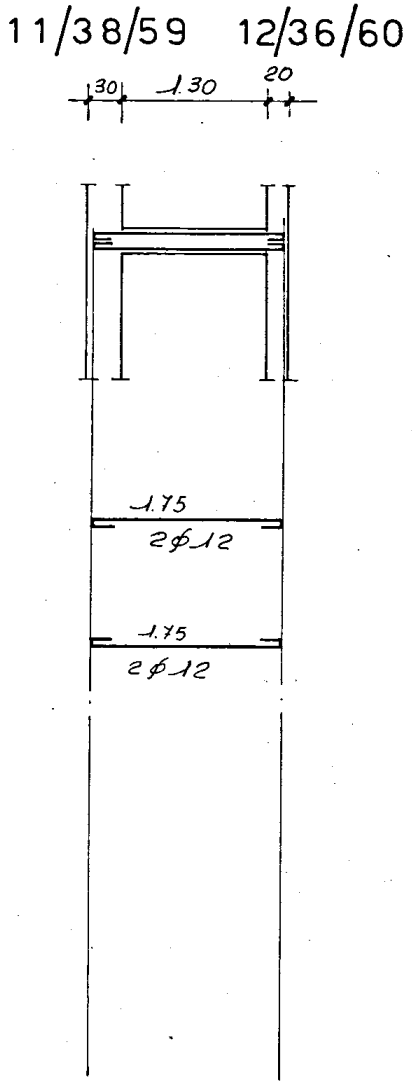
11/38/59
12/36/60
30
1.30
20
1.75
2∅12
1.75
2∅12

12/36/60 13/37/61


20
1.40
70
1.05
24
20
3.30
2ϕ12
20
28
1ϕ12
28
1.75
20
1.75 1ϕ14
330
2ϕ12
20
16 1ϕ8/20"

12/36/60 14/35/62

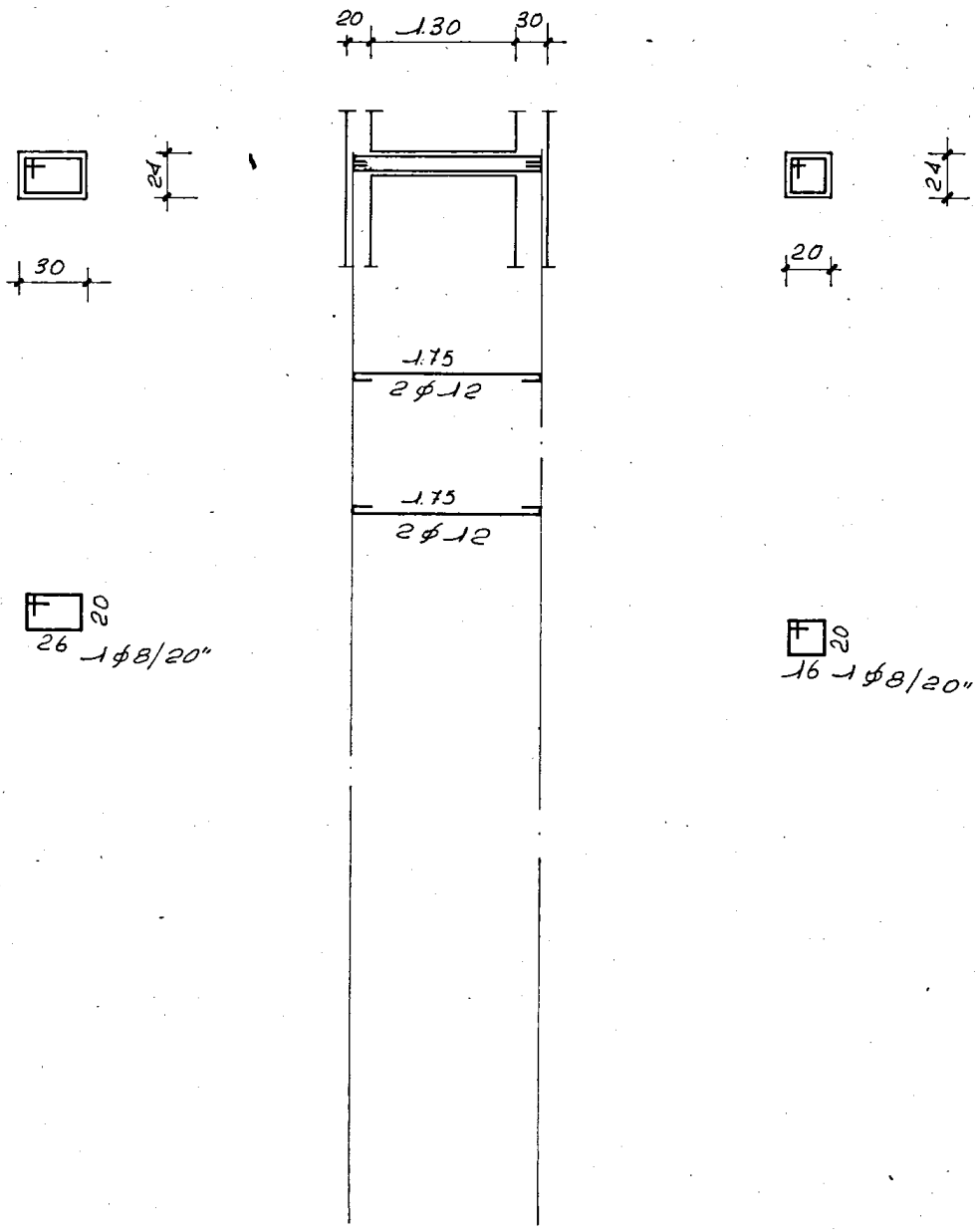
20
1.30
30
24
30
1.75
2ϕ12
1.75
2ϕ12
20
26 1ϕ8/20"
24
20
20
16 1ϕ8/20"

/38/59 14/35/62

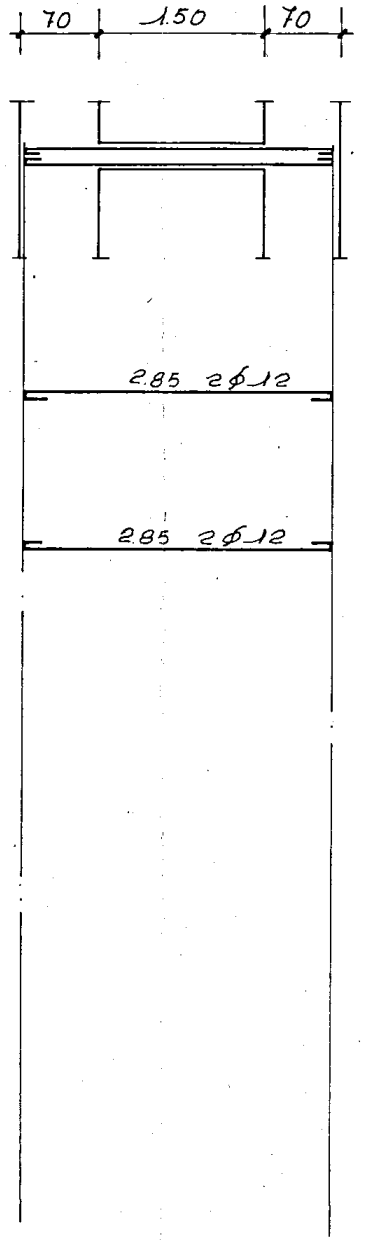
70
1.50
70
2.85 2∅12
2.85 2∅12

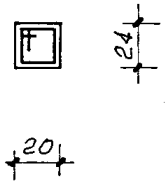

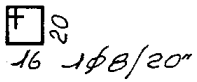

—ARMATURA TRAVI A GINOC

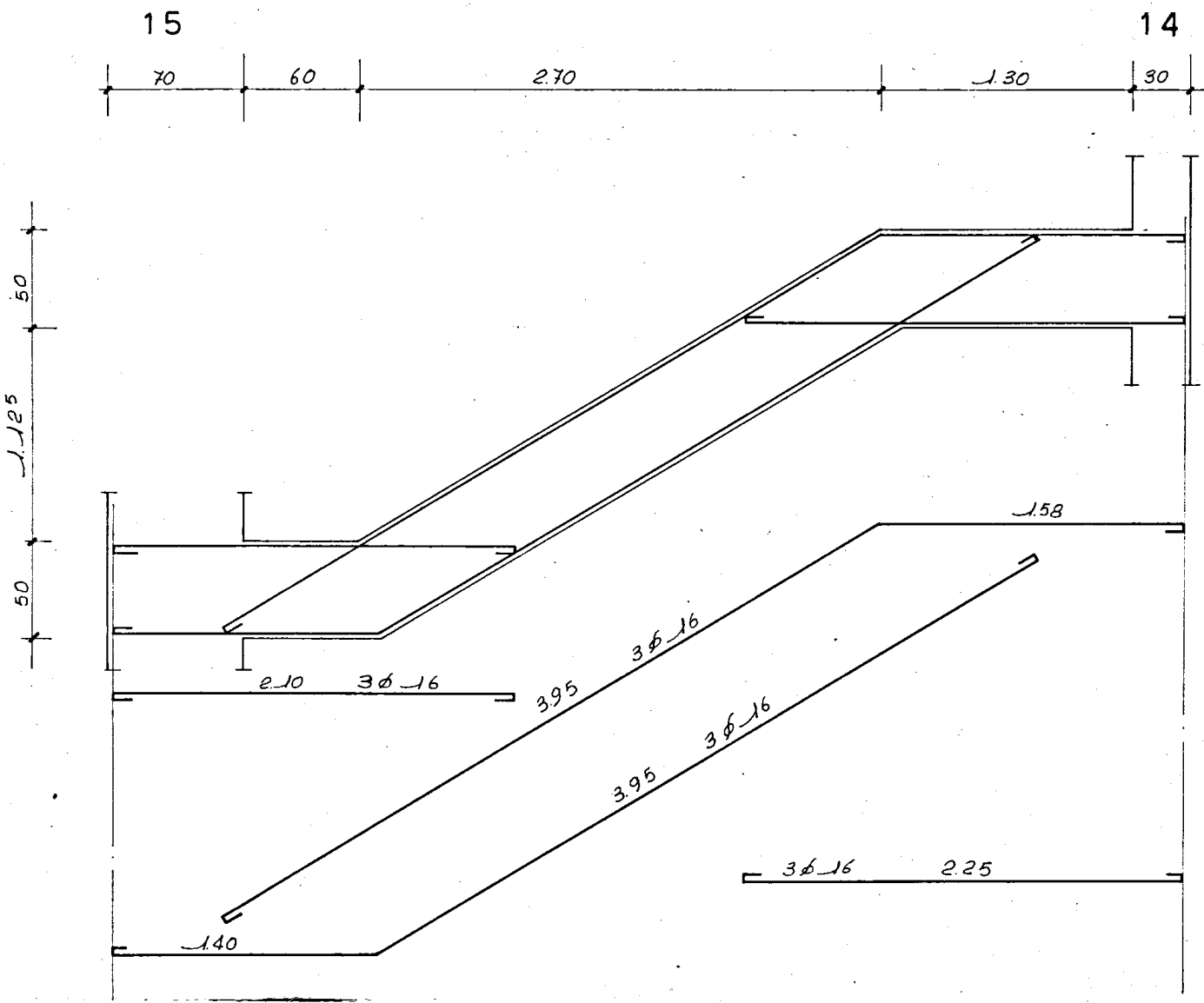
15
14
70
60
2.70
1.30
30
50
1.125
50
1.58
2.10 3∅16
3.95 3∅16
3.95 3∅16
3∅16 2.25
1.40

CHIO –

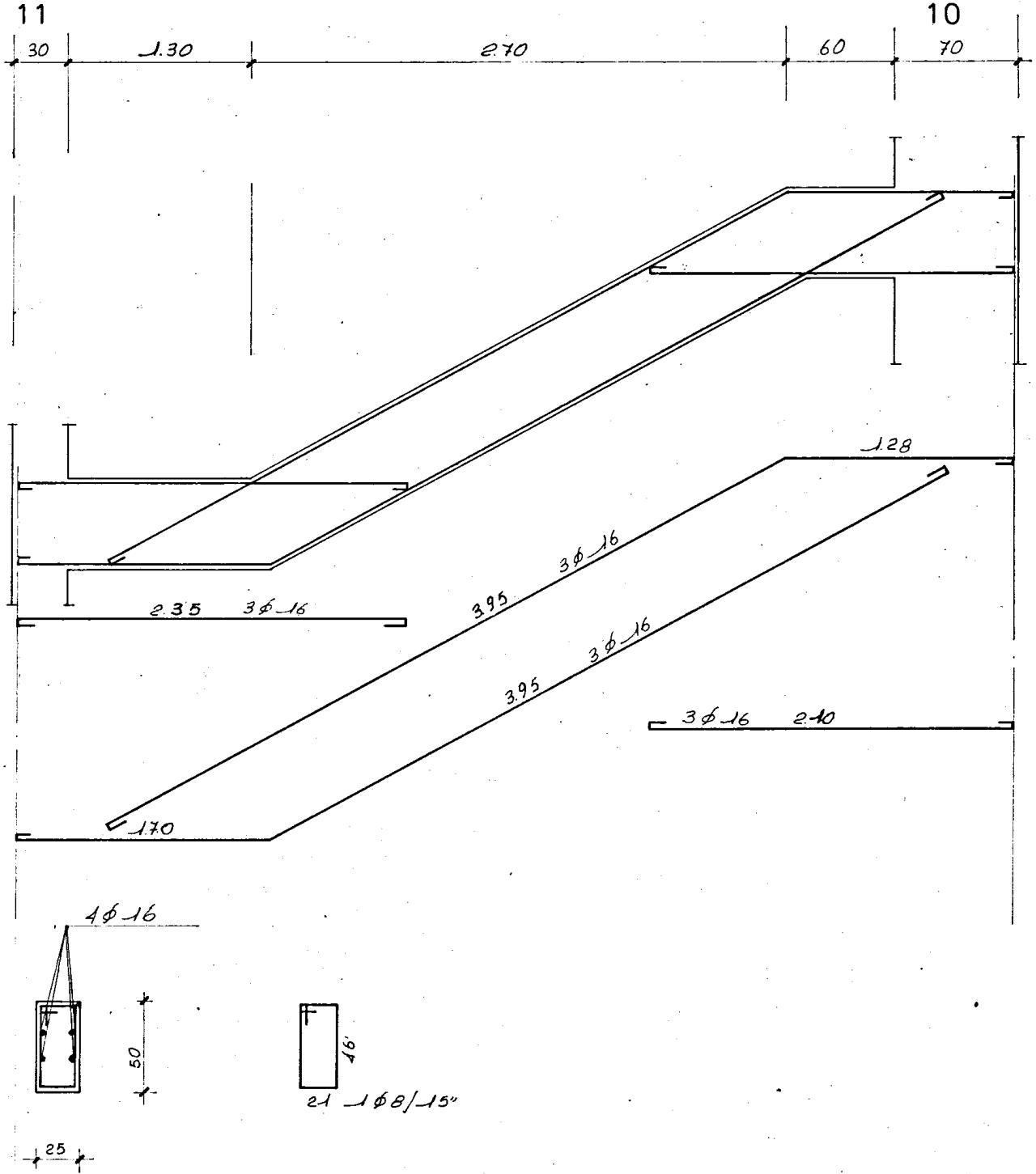

11
10
30
1.30
2.70
60
70
1.28
3.95
3∅16
2.35
3∅16
3.95
3∅16
3∅16
2.10
1.70
4∅16
50
25
16'
21 1∅8/15"



1.45
70
75
24
50
1.625
1.125
50
1.625
24

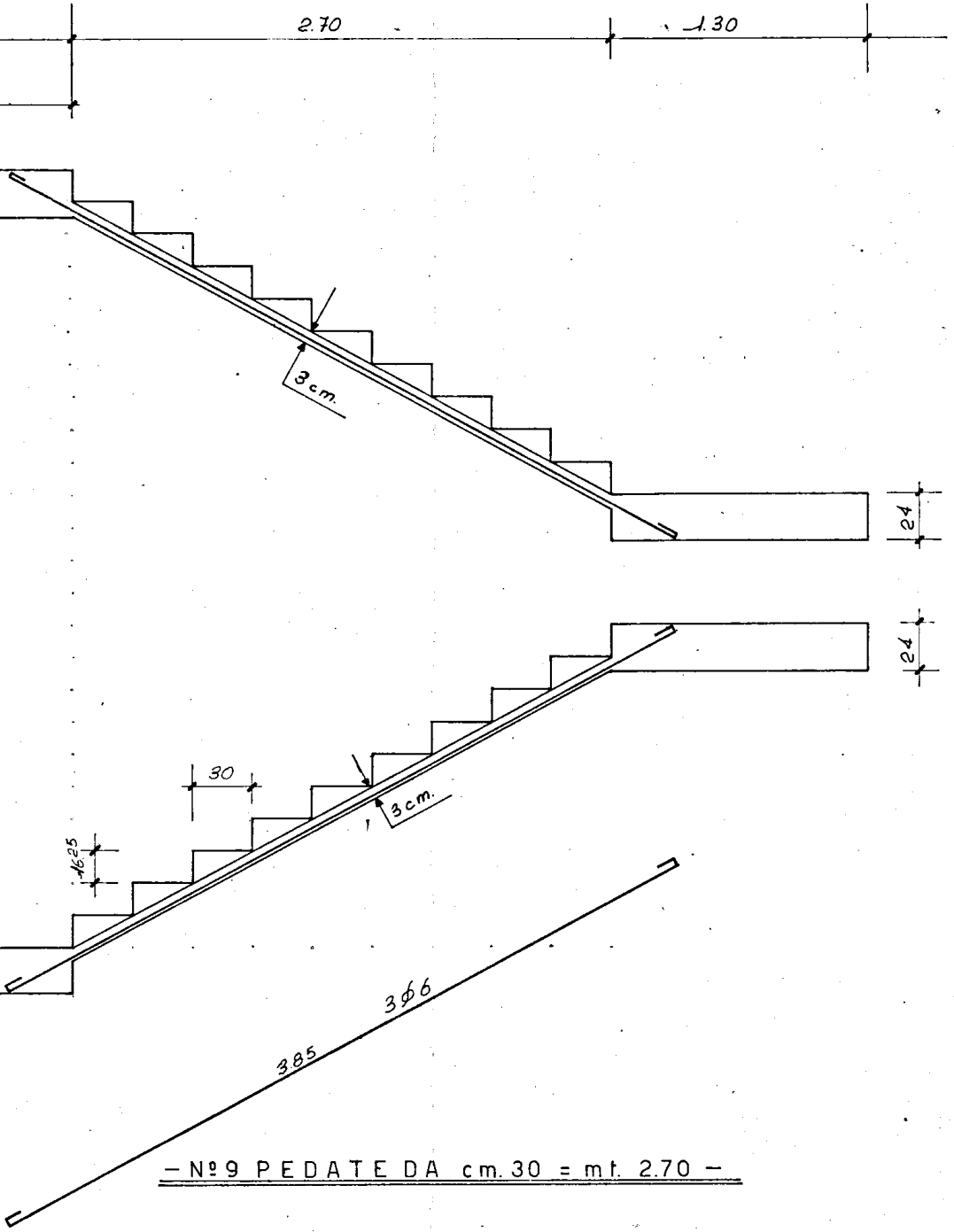
2.70
1.30
3 cm.
24
24
30
16,25
3 cm.
3∅6
3.85

— Nº 9 PEDATE DA cm. 30 = mt. 2.70 —

— Nº 10 ALZATE DA cm. 16,25 = mt. 162,5 —

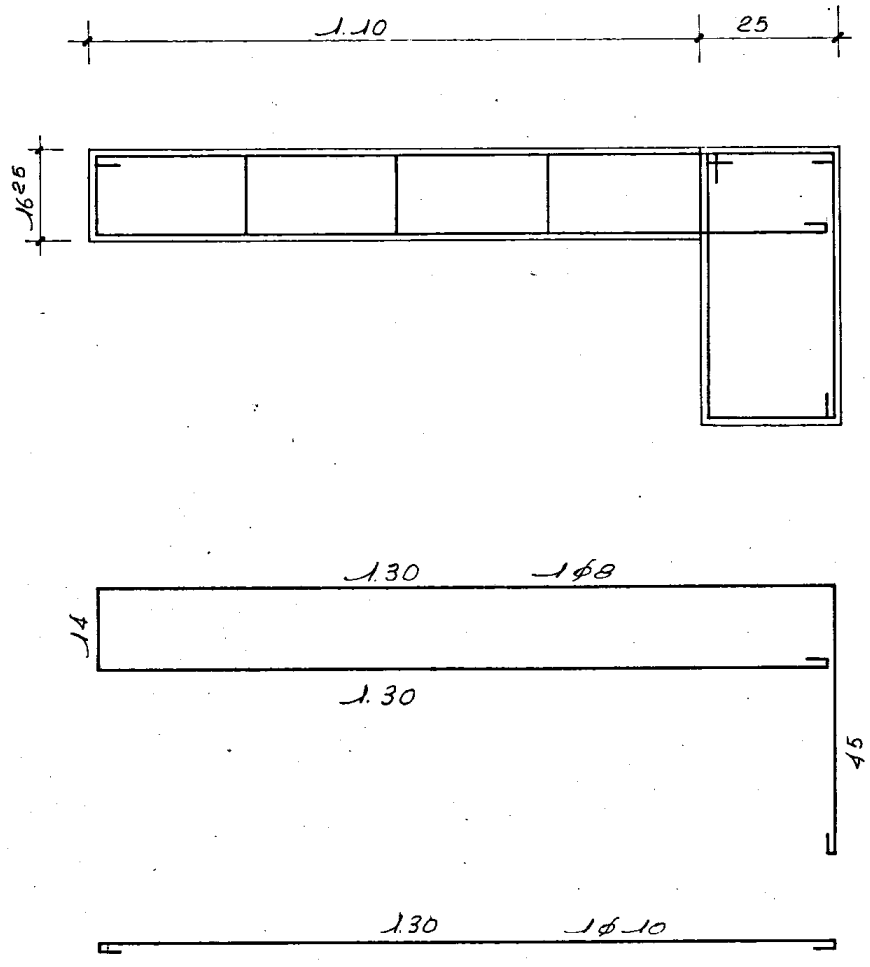
1.10
25
16,25
1.30
1∅8
14
1.30
45
1.30
1∅10

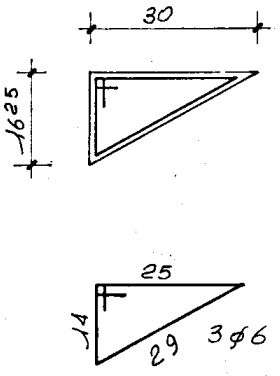
30
16,25
25
14
29
3∅6

— PARTICOLARE ARMA

GRADINI —

— SCALA 1:10 —

50

-SBALZO DA cm. 30 -

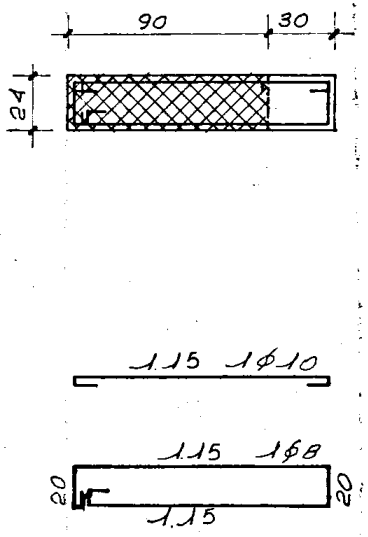
90
30
24
1.15 1Ø10
1.15 1Ø8
20
20
1.15

24

-SBALZO DA cm. 50 -

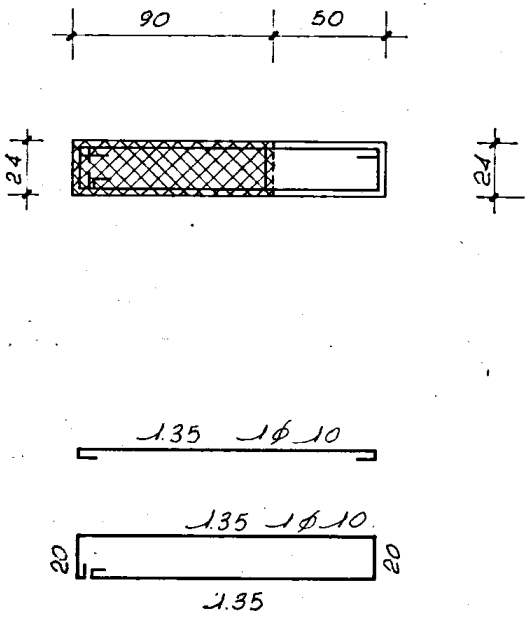
90
50
24
24
1.35 1Ø10
1.35 1Ø10
20
20
1.35

TURA

–SBALZO DA cm. 75 –

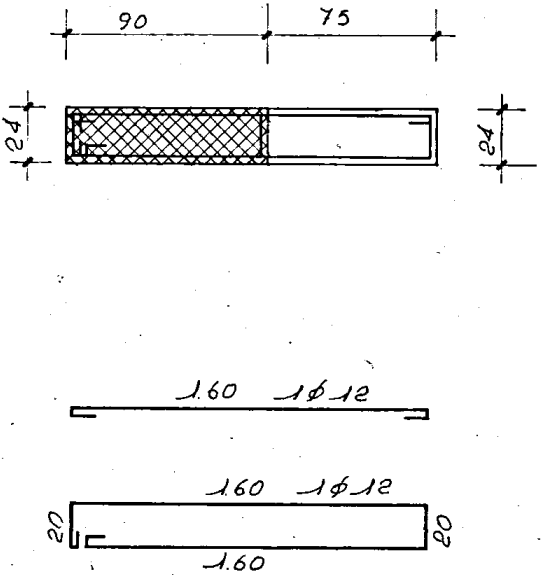
90
75
24
24
1.60 1ø12
1.60 1ø12
20
20
1.60

i = 50 cm.

–SBALZO DA cm. 90 –

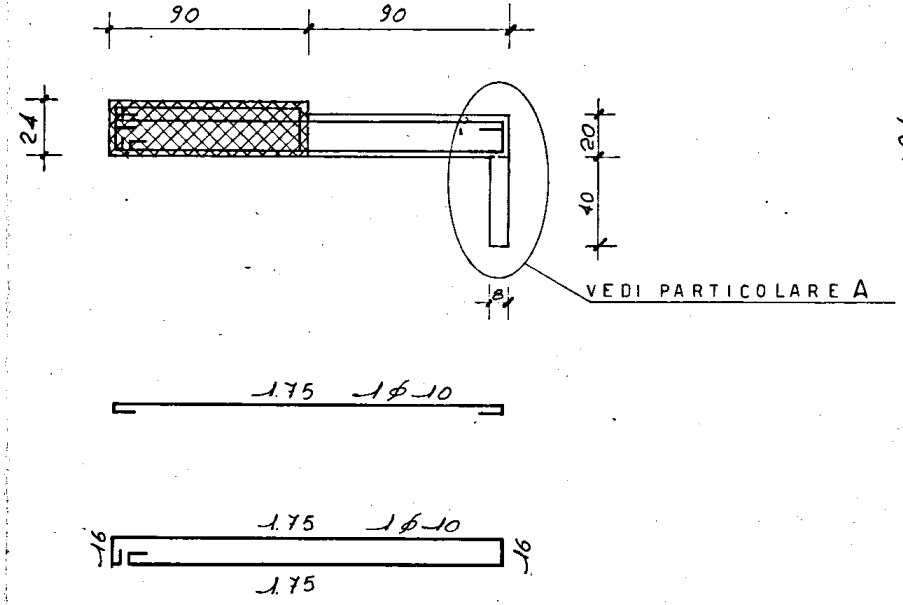
90
90
24
20
40
8
VEDI PARTICOLARE A
1.75 1ø10
1.75 1ø10
16
16
1.75

–S

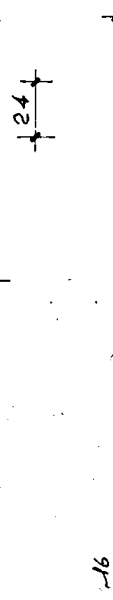

SBALZO DA mt. 1.60 —

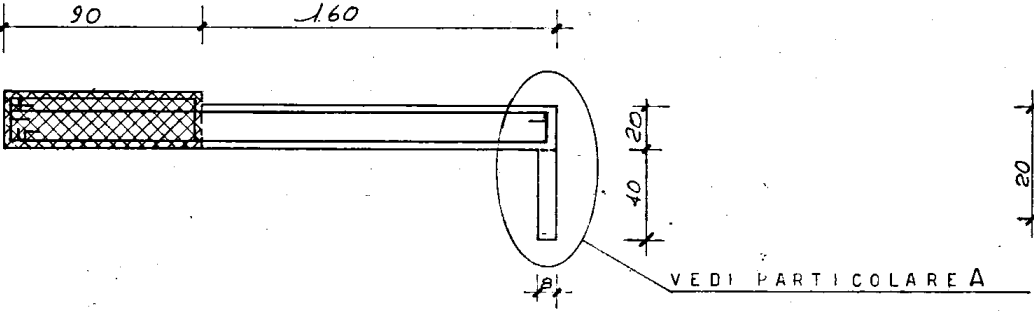
90
1.60
20
40
8
VEDI PARTICOLARE A

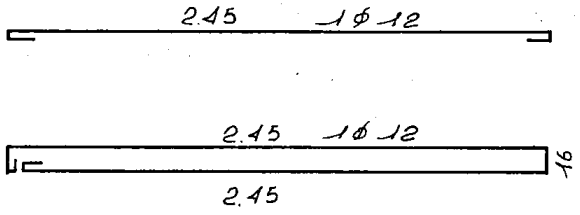
2.45
1ϕ12
2.45
1ϕ12
16
2.45



= PARTICOLARE "A" =

= SCALA 1:10 =

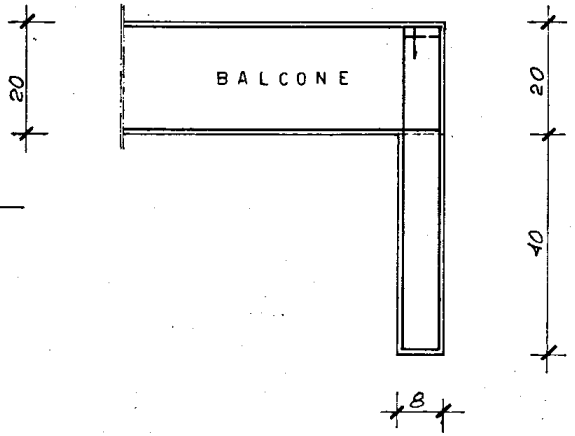
20
BALCONE
20
40
8

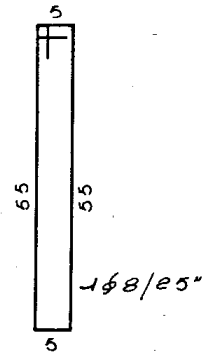
5
55
55
1ϕ8/e5"
5

= VALE SOLO PER I PIANI TIPO=