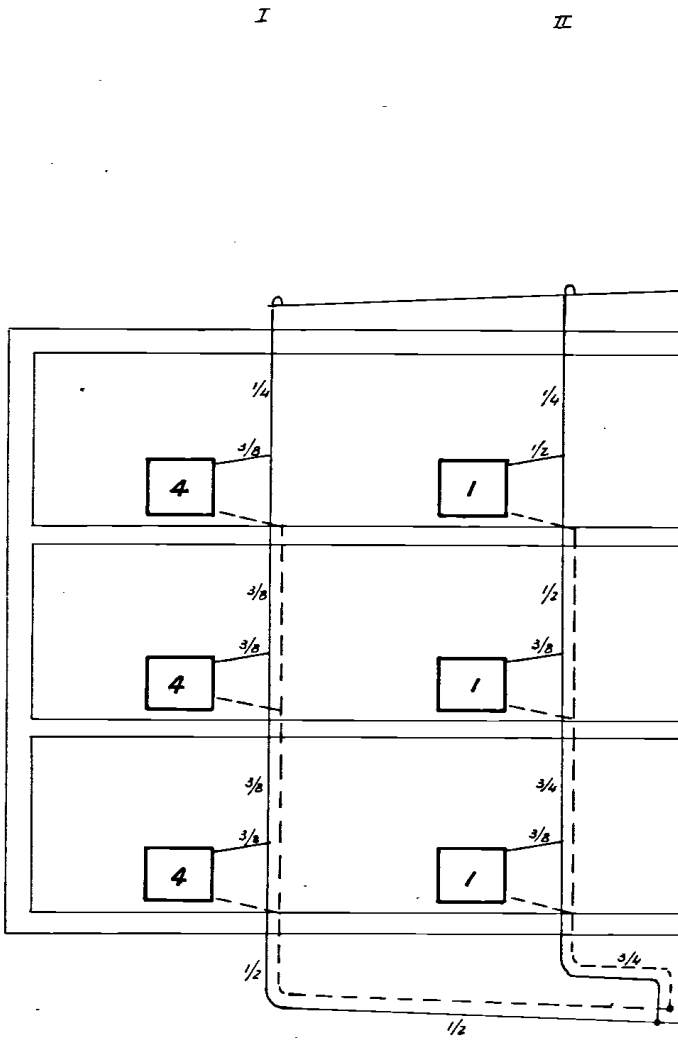
I
II
1/4
3/8
4
1/4
1/2
1
3/8
3/8
4
1/2
3/8
1
3/8
3/8
4
3/4
3/8
1
1/2
3/4
1/2

Gestione Case Lavoratori
LEGGE 14/2/63 N° 60

INTERVENTO n° 82

Stazione Appaltante
I. A. C. P.

-RIONE COMMENDA
EDILIZIA SOVVENZIONATA
AREA A.
BRINDISI

DATA
3.3.66

AGGIORNAM.

DIS. N°
4

PALAZ. "B" SCHEMA DISTRIBUZIONE scala 1:100

ARCHIVIO

ING. L. POTI	EDILIZIA	VISTO
ING. M. VIVARELLI SCARASCIA	IMPIANTI	
ING. G. CASANOVA	STRUTTURE	
ING. A. MALDARI	PROGRAMMAZIONE	
DIREZIONE LAVORI	I A C P	

NOTE

CONTROLLO

VISTO

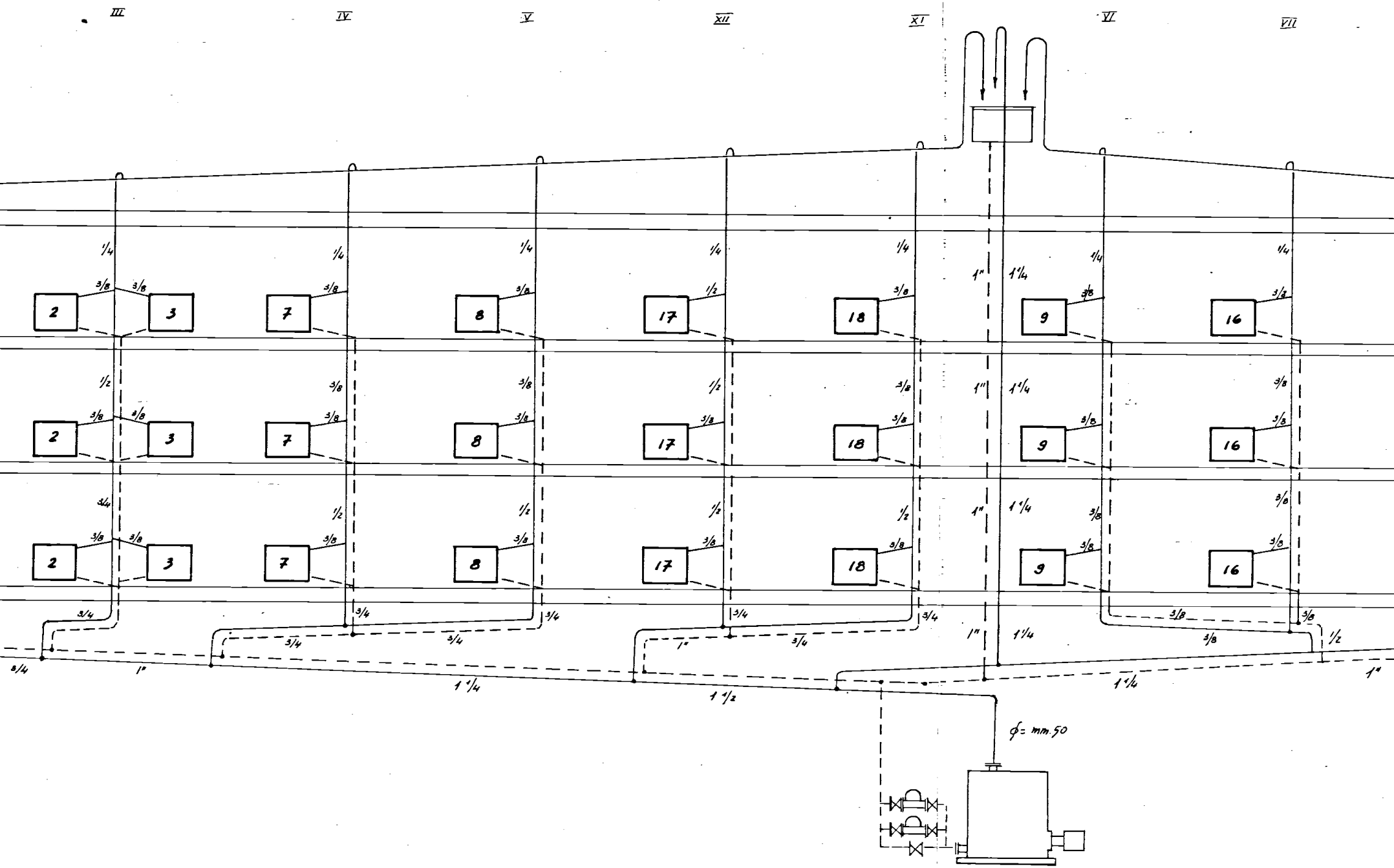
III
IV
V
XII
XI
VI
VII
1/4
3/8
3/8
2
3
7
8
17
18
9
16
1/2
3/4
1"
1 1/4
1 1/2
3/8
1/2
3/4
1"
1 1/4
φ= mm.50

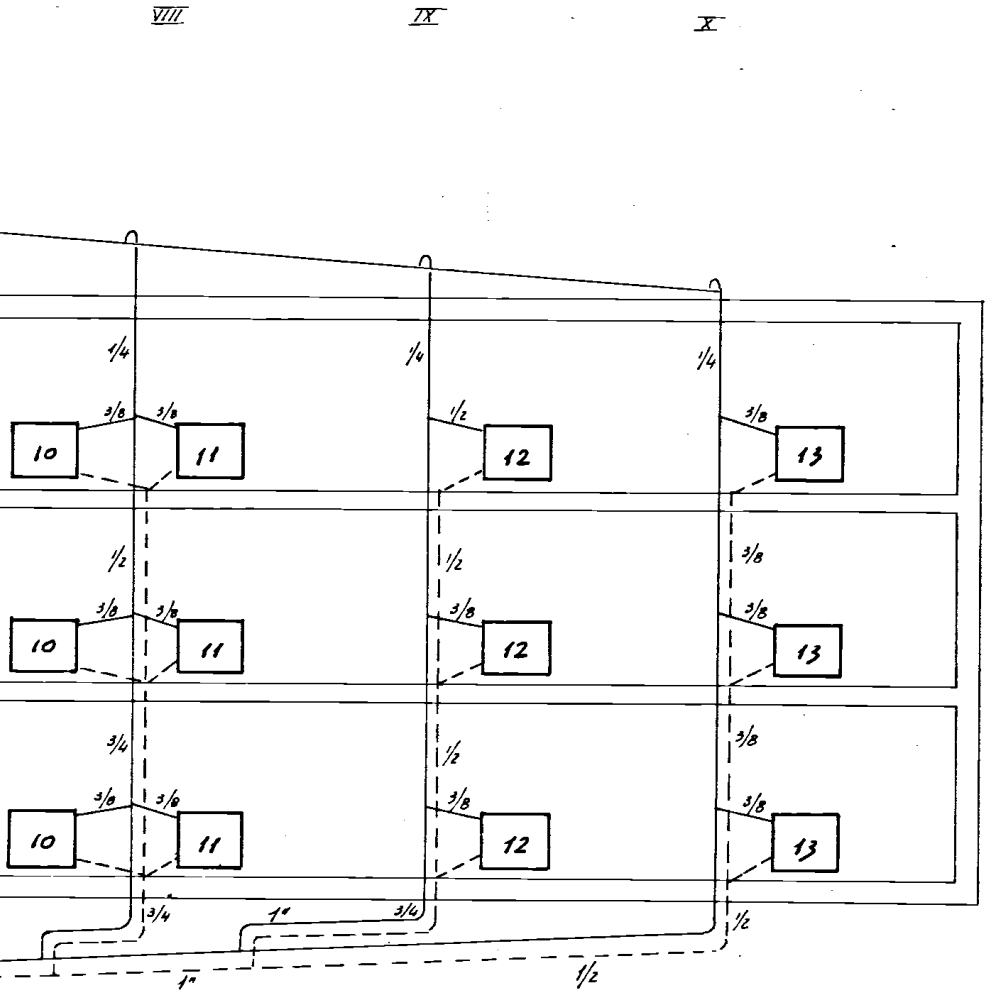
VIII
IX
X
1/4
1/4
1/4
3/8
3/8
1/2
3/8
10
11
12
13
1/2
1/2
3/8
3/8
3/8
3/8
3/8
10
11
12
13
3/4
1/2
3/8
3/8
3/8
3/8
3/8
10
11
12
13
3/4
1"
3/4
1/2
1"
1/2

SCHEMA CENTRALE

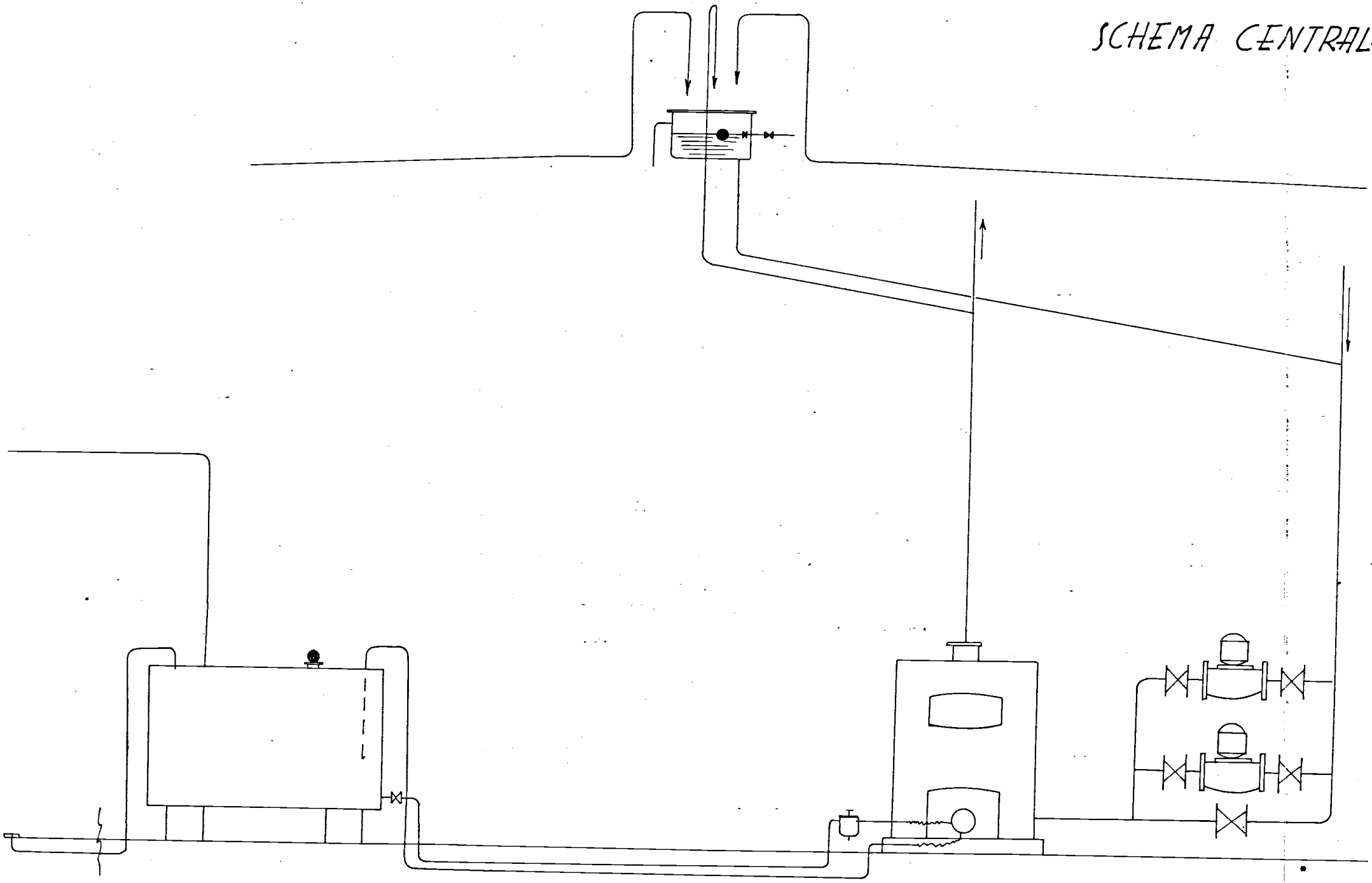

CARATTERISTICHE IMPIANTO B

Potenza caldaia	Cal./h	45.000
Portata pompe	mc./h	4.50
Prevalenza pompe	mt.	2.00
Capacità vaso di espansione	lt.	60.=