CALCESTRUZZO CLASSE 225

ACCIAIO Aq. 60÷70

AD ADERENZA MIGLIORATA

CARPENTERIA

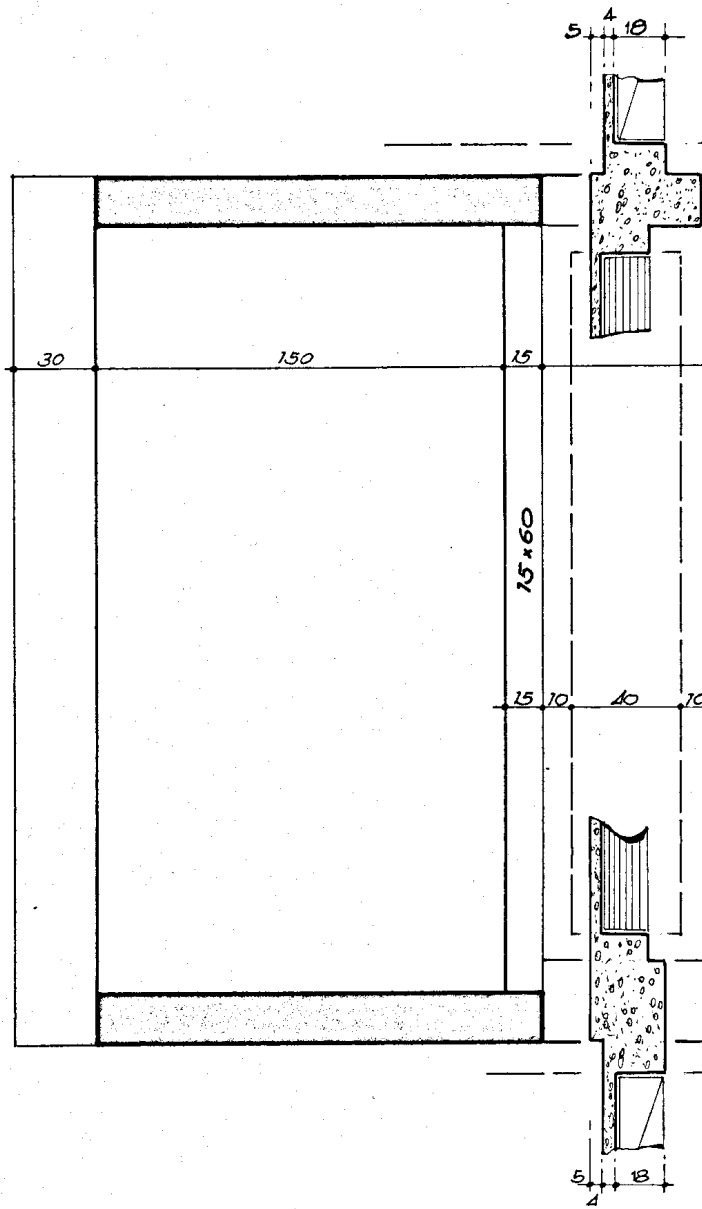
5
4
18
30
150
15
15×60
15
10
40
10
5
4
18

GESTIONE CASE LAVORATORI
(legge 14-2-1963)

Intervento Nº 1312

stazione appaltante
I. A. C. P.

QUARTIERE S.ELIA BRINDISI

data 2-11-71
agg.
agg.
agg.

24s

LOTTO " A1 "FABBRICATOC1"C2 ESECUTIVO STATICO
PARTICOLARE SCALA TRA I PIL.4-5/20-21/36-37
E SIMILI

archivio

EDILIZIA	Ing.O.Angelini		STRUTTURE-C	Ing F. Piro	
EDILIZIA	Ing.M.Bolognese		IMPIANTI	Ing.P.Fabretti	
EDILIZIA	Ing.U.Lonoce		PROGRAMMAZ.	Ing A Maldari	
EDILIZIA	Ing.I.Perretti		PROGRAMMAZ.	Ing. L. Potì	
EDILIZIA	Ing.L. Potì		PROGRAMMAZ.	Ing E Romanazzi	
EDILIZIA	Ar.F.Pignatelli		COORDINATORE	Ing.A. Maldari	
EDILIZIA	Ar.G.Pinto		DIREZIONE LL.	I. A. C. P.	
STRUTTURE-C	Ing F.D'Alonzo				

note

controllo

visto

3,50×0,40

DA QUOTA TERRENO A QUOTA COPERTURA TERRENO

dislivello h= 2.65
n° 6 alzate da 16,6 + n° 10 alzate da 16⁵cm.
n° 5 + 9 pedate da 30 cm.

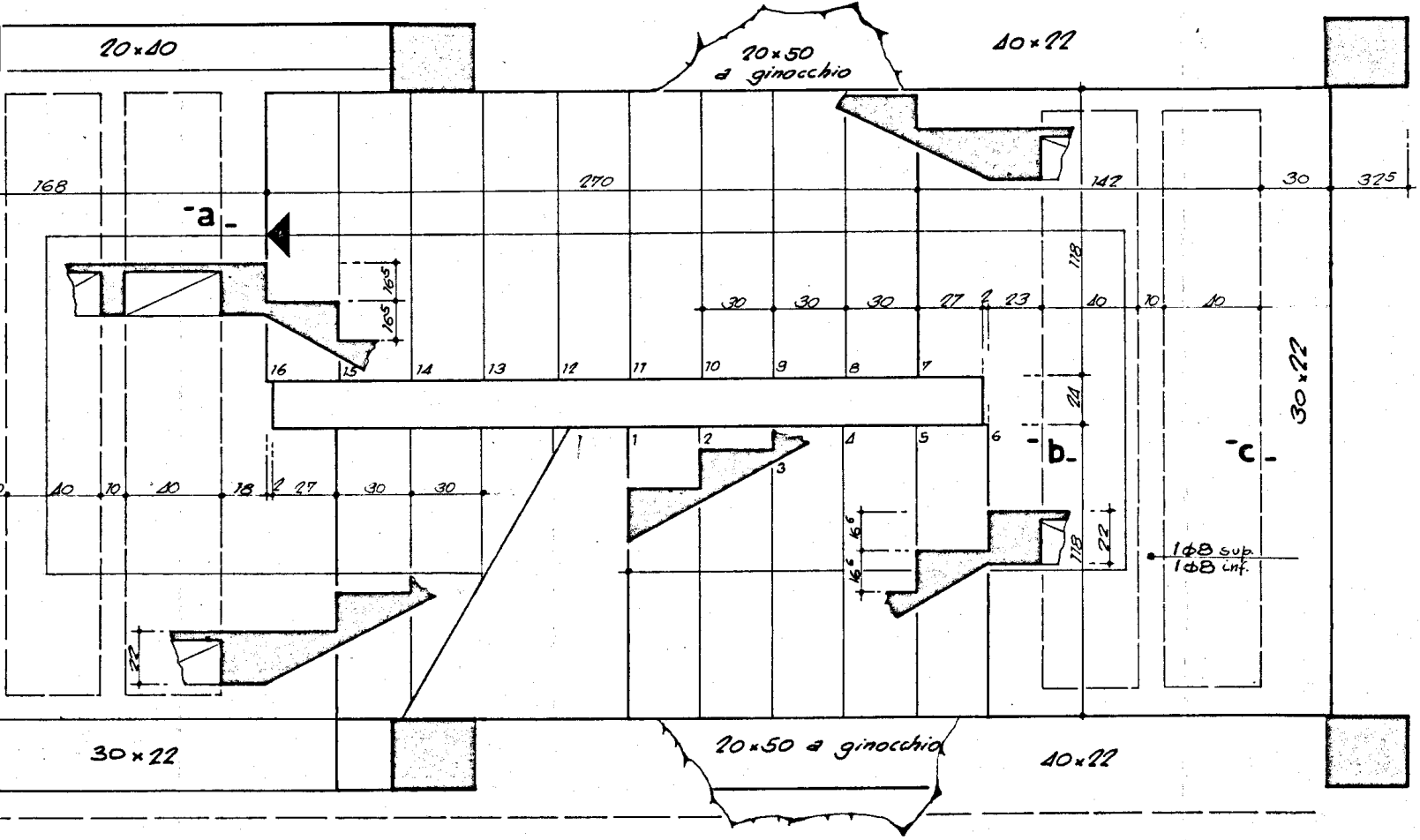

20×40
20×50 a ginocchio
40×22
168
270
142
30
325
-a-
-b-
-c-
16⁵
16⁵
118
30 30 30 27 2 23 40 10 40
16 15 14 13 12 11 10 9 8 7
1 1 2 3 4 5 6
24
30×22
40 10 40 18 2 27 30 30
16⁶
16⁶
16⁶
118
22
1Φ8 sup.
1Φ8 inf.
22
30×22
20×50 a ginocchio
40×22

TRAVE A GINOCCHIO 20x50 (di partenza)

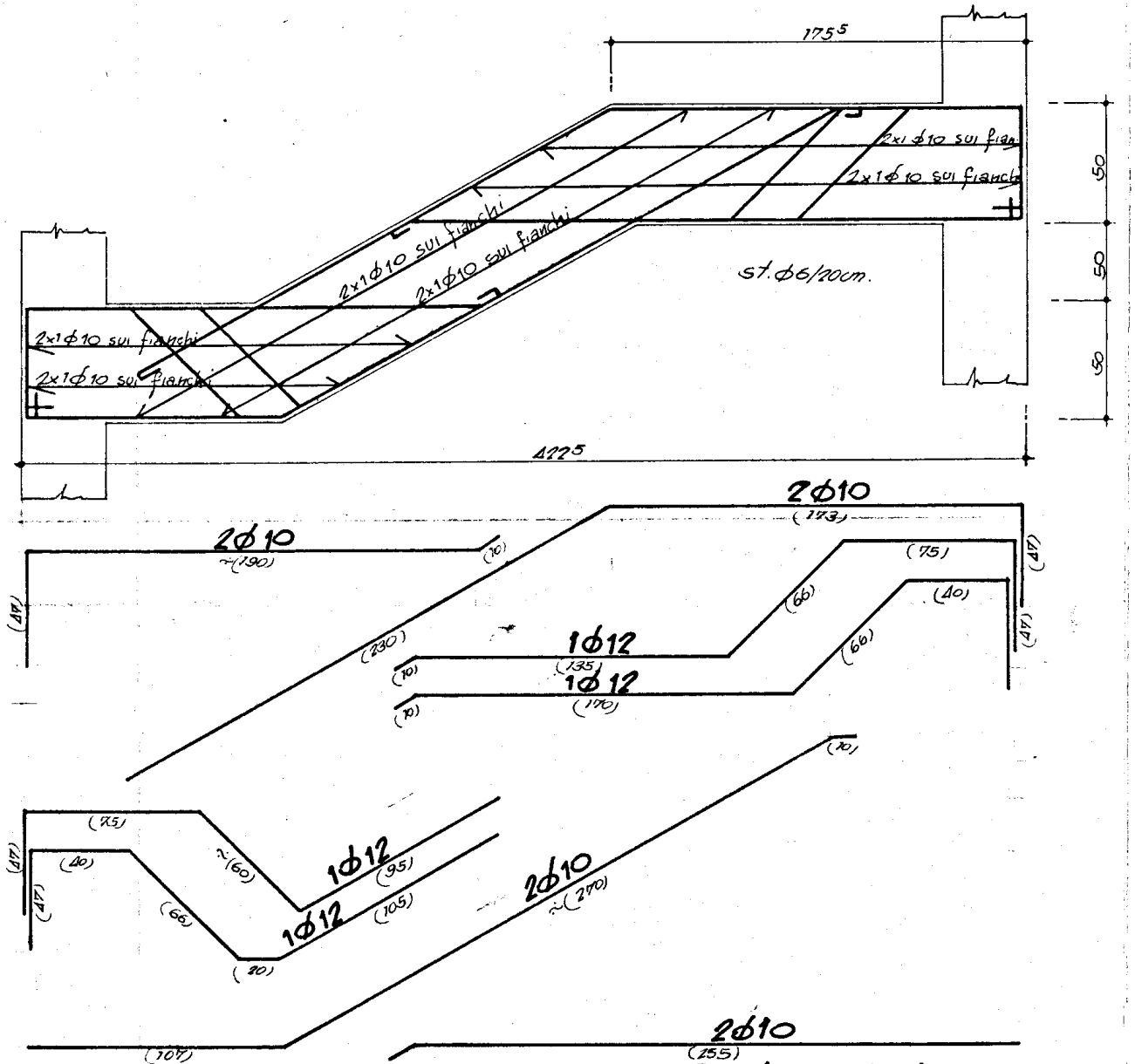
175⁵
50
50
50
2x1ϕ10 sui fianchi
2x1ϕ10 sui fianchi
2x1ϕ10 sui fianchi
2x1ϕ10 sui fianchi
2x1ϕ10 sui fianchi
2x1ϕ10 sui fianchi
st.ϕ6/20cm.
422⁵
2ϕ10
(173)
(47)
(75)
(66)
(40)
(66)
(47)
2ϕ10
~(190)
(10)
(47)
(230)
1ϕ12
(135)
(10)
1ϕ12
(170)
(10)
(10)
(75)
(40)
(47)
(47)
~(60)
(66)
1ϕ12
(95)
1ϕ12
(105)
(20)
2ϕ10
~(270)
(107)
2ϕ10
(255)

N.B. PER LA TRAVE A GINOCCHIO 20x50 (di arrivo)
VEDI PIANO TIPO

CARPENTERIA PIANO TIPO

dislivello h=3.30
n° 20 alzate da 16^{5} cm.
n° 18 pedate da 30 cm.

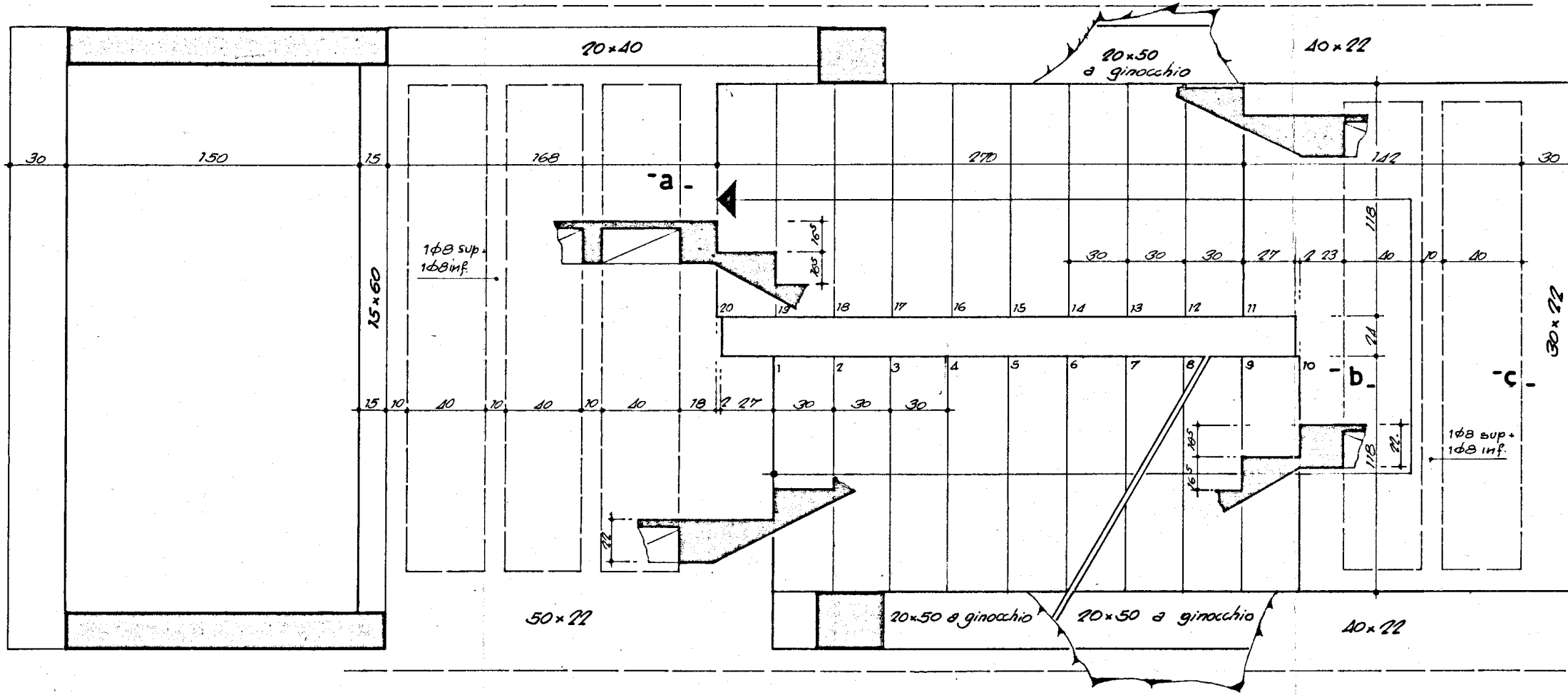
20×40
20×50 a ginocchio
40×22
30
150
15
168
270
142
30
-a-
-b-
-c-
1φ8 sup+
1φ8 inf.
25×60
30×22
16.5
16.5
30
30
30
27
2
23
40
10
40
118
24
118
22
20
19
18
17
16
15
14
13
12
11
1
2
3
4
5
6
7
8
9
10
15
10
40
10
40
10
40
18
2
27
30
30
30
22
50×22
20×50 a ginocchio
20×50 a ginocchio
40×22

TRAVE A GINOCCHIO 20x50 (di partenza)

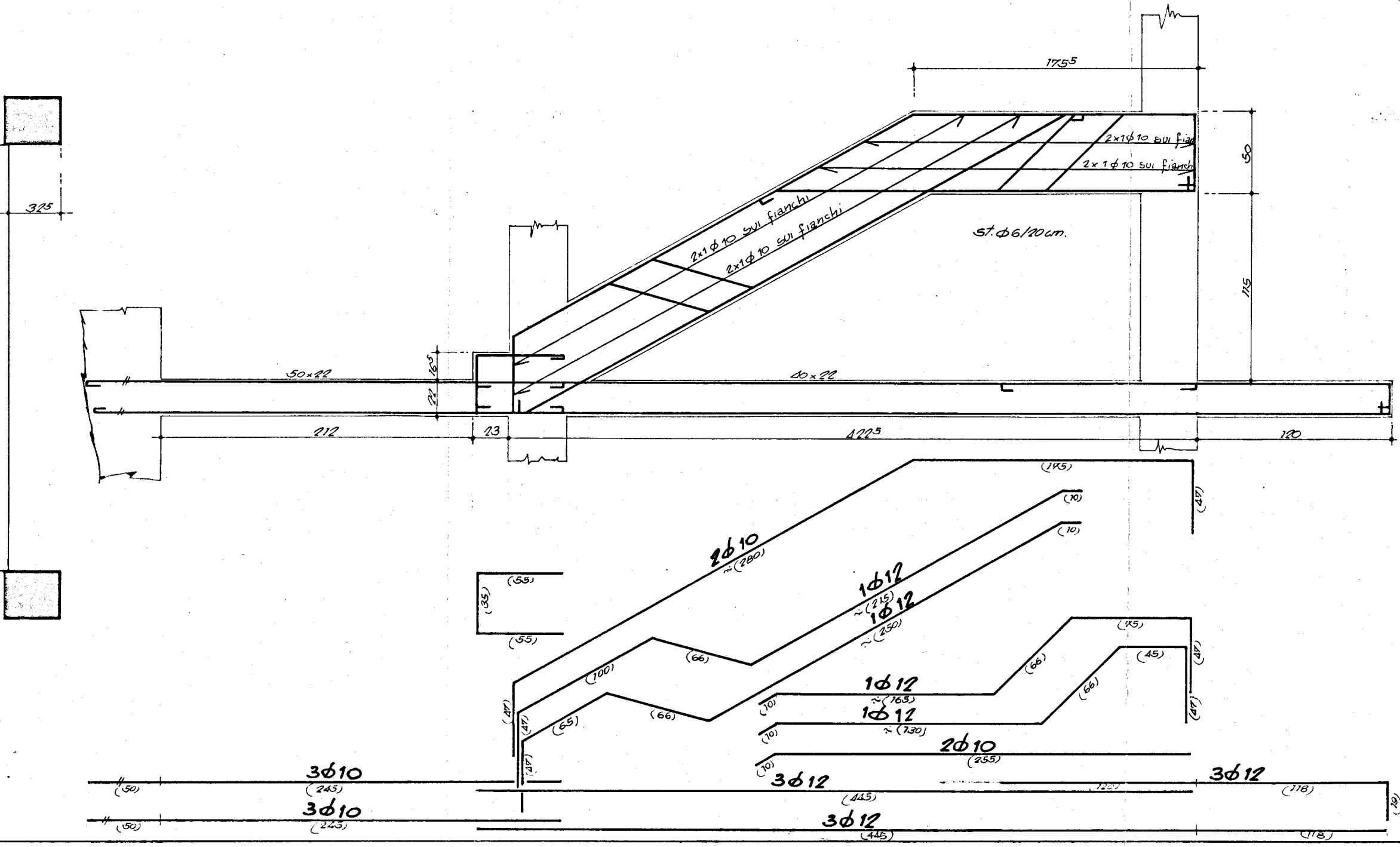

175⁵
50
115
2×1ϕ10 sui fianchi
2×1ϕ10 sui fianchi
2×1ϕ10 sui fianchi
2×1ϕ10 sui fianchi
st.ϕ6/20cm.
325
50×22
40×22
16⁵
22
212
23
422⁵
120
(175)
(47)
(10)
(10)
2ϕ10
~(280)
1ϕ12
~(215)
1ϕ12
~(250)
(55)
(35)
(55)
(100)
(66)
(47)
(47)
(47)
(65)
(66)
(75)
(66)
(47)
(45)
(66)
(47)
1ϕ12
~(165)
1ϕ12
~(130)
(10)
(10)
2ϕ10
(255)
(10)
3ϕ10
(50)
(245)
3ϕ10
(50)
(225)
3ϕ12
(445)
(120)
3ϕ12
(118)
(19)
3ϕ12
(445)
(118)

TRAVE A GINOCCHIO 20x50 (di arrivo)

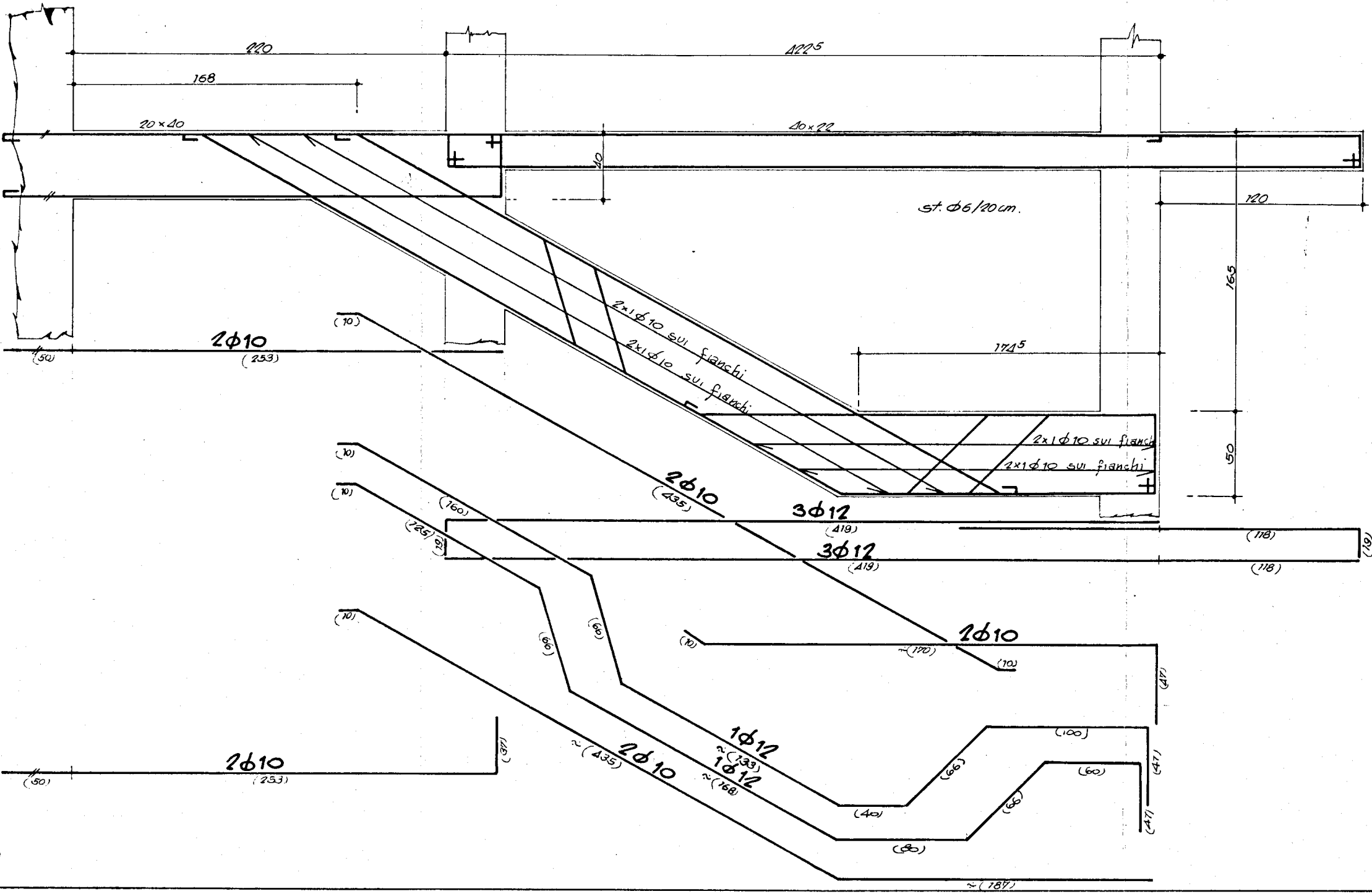

220
122⁵
168
20×40
40×22
40
st. Ø6/20cm.
120
165
174⁵
50
2×1Ø10 sui fianchi
2×1Ø10 sui fianchi
2×1Ø10 sui fianchi
2×1Ø10 sui fianchi
2Ø10
(50)
(253)
(10)
2Ø10
(435)
3Ø12
(419)
(118)
(19)
3Ø12
(419)
(118)
(10)
(160)
(10)
(125)
(19)
(66)
(66)
(10)
2Ø10
~(170)
(10)
(47)
1Ø12
~(133)
(100)
(66)
(40)
1Ø12
~(168)
(60)
(66)
(80)
(47)
(47)
(10)
~(435)
2Ø10
~(187)
2Ø10
(50)
(253)
(37)

arm. gradino tipo

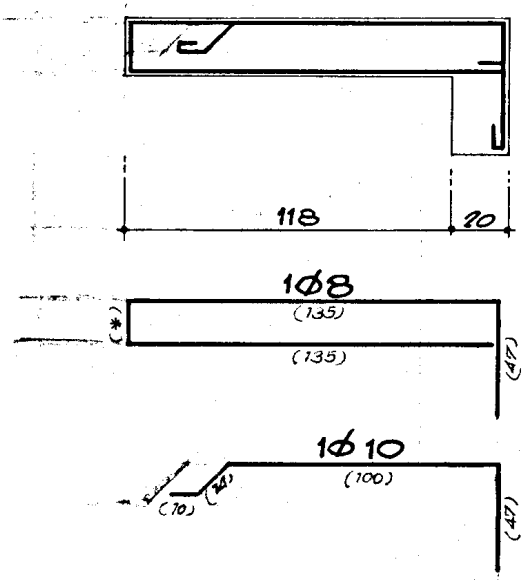
118
20
1Ø8
(135)
(*)
(135)
(47)
1Ø10
(100)
(10)
(14)
(47)

arm. soletta

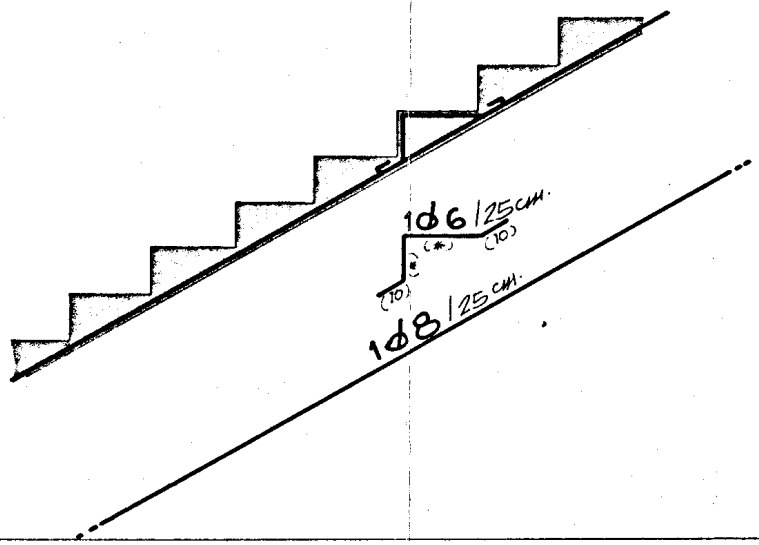
1Ø6/25cm.
(*)
(10)
(*)
(10)
1Ø8/25cm.

travetto -a-

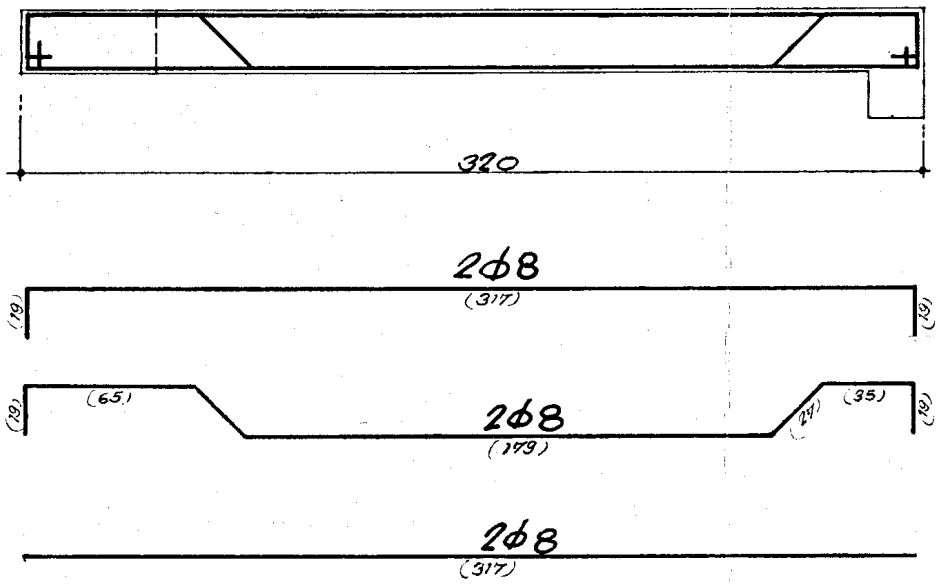
320
2Ø8
(317)
(19)
(19)
(65)
2Ø8
(179)
(24)
(35)
(19)
(19)
2Ø8
(317)

travetto -c-

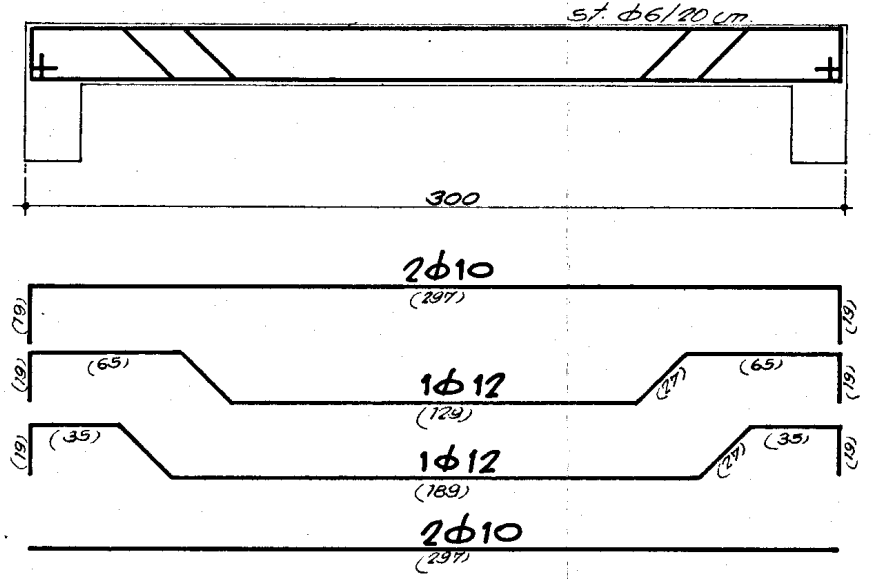
st. φ6/20 cm.
300
2φ10
(297)
(19)
(19)
(65)
(65)
1φ12
(129)
(27)
(19)
(19)
(35)
(35)
1φ12
(189)
(27)
(19)
(19)
2φ10
(297)

travetto -b-

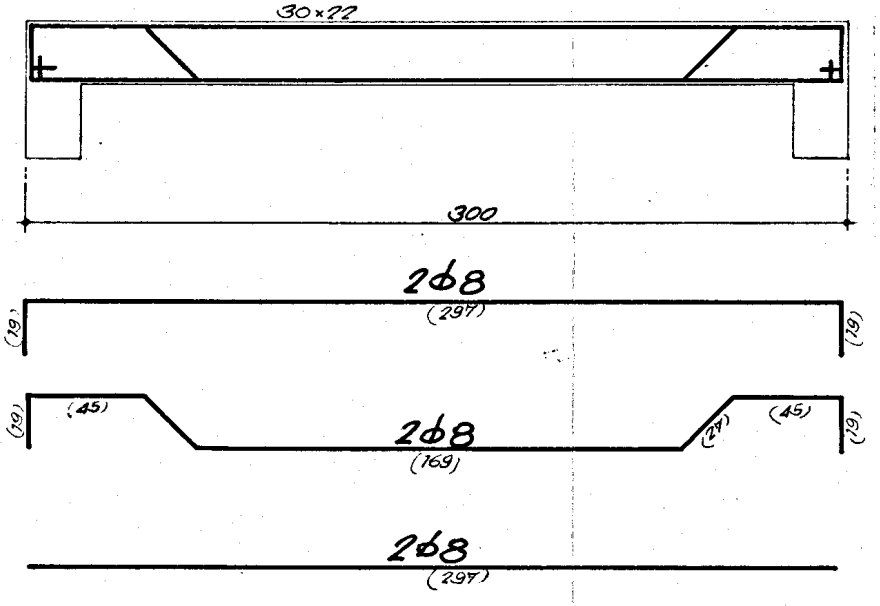
30×22
300
2φ8
(297)
(19)
(19)
(45)
(45)
2φ8
(169)
(27)
(19)
(19)
2φ8
(297)

SEZIONE ILLUSTRATIVA

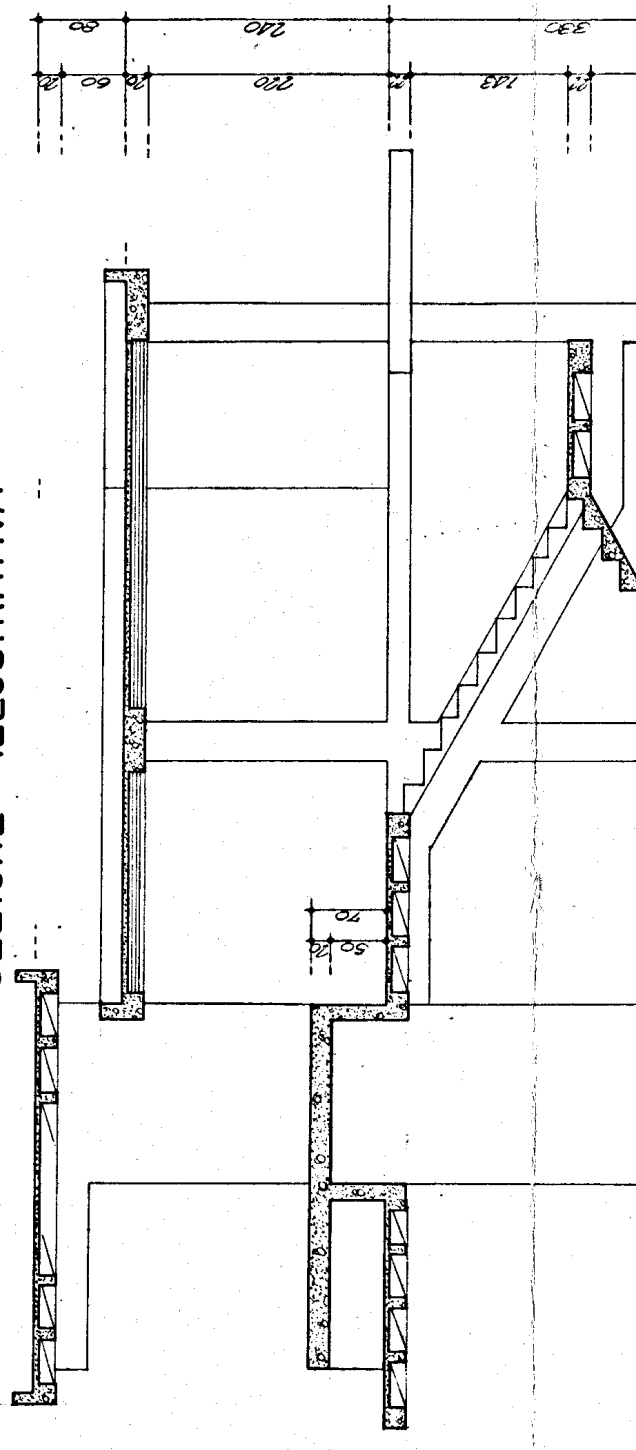
80
240
20
60
20
220
40

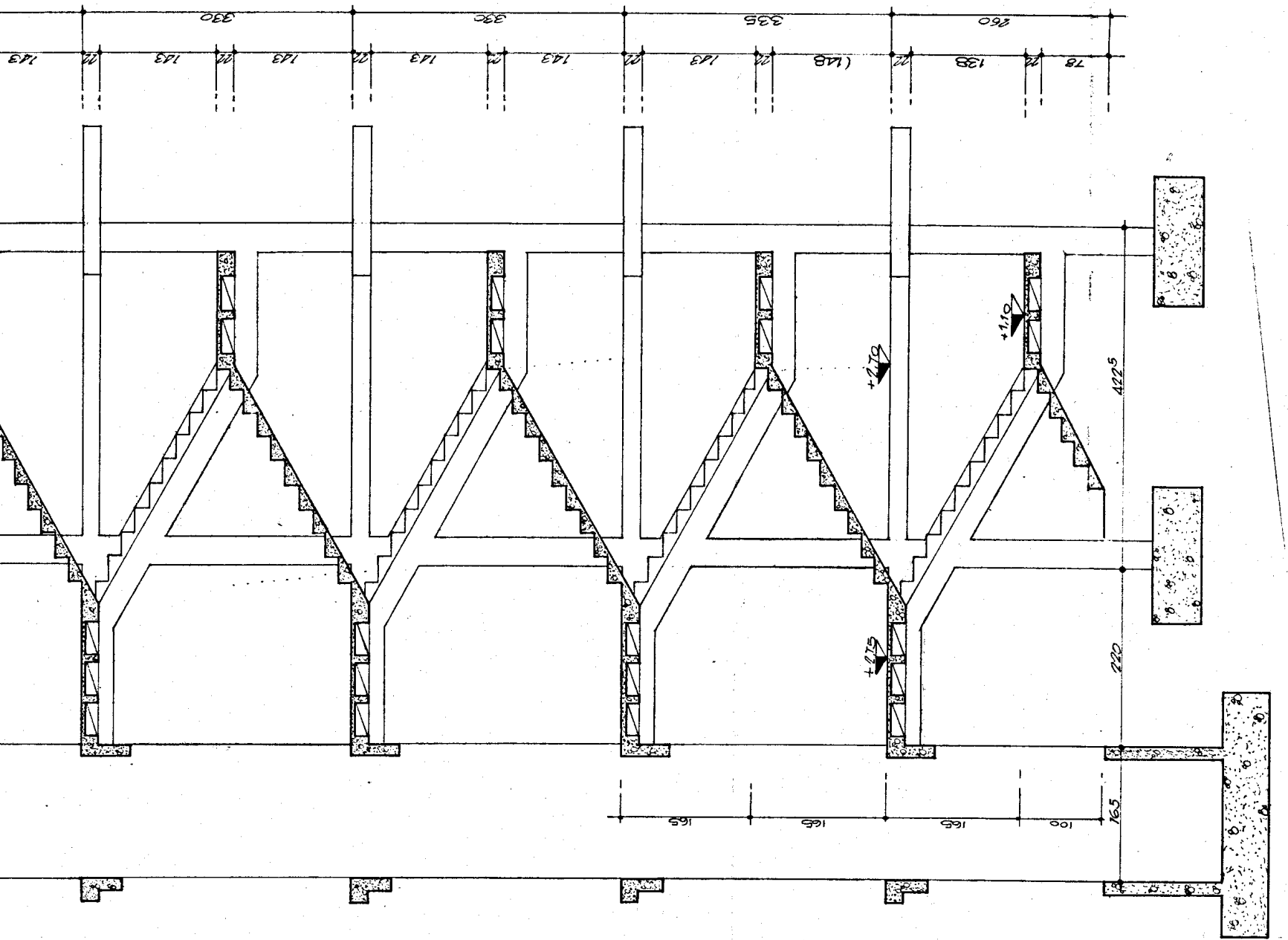
330
330
335
260
143
22
143
22
143
22
143
22
143
22
148
22
138
22
78
+2,70
+1,10
+0,75
422,5
220
165
165
165
165
100