VARIANTE ATTACCO TRA I FABBRICATI N° 9-8

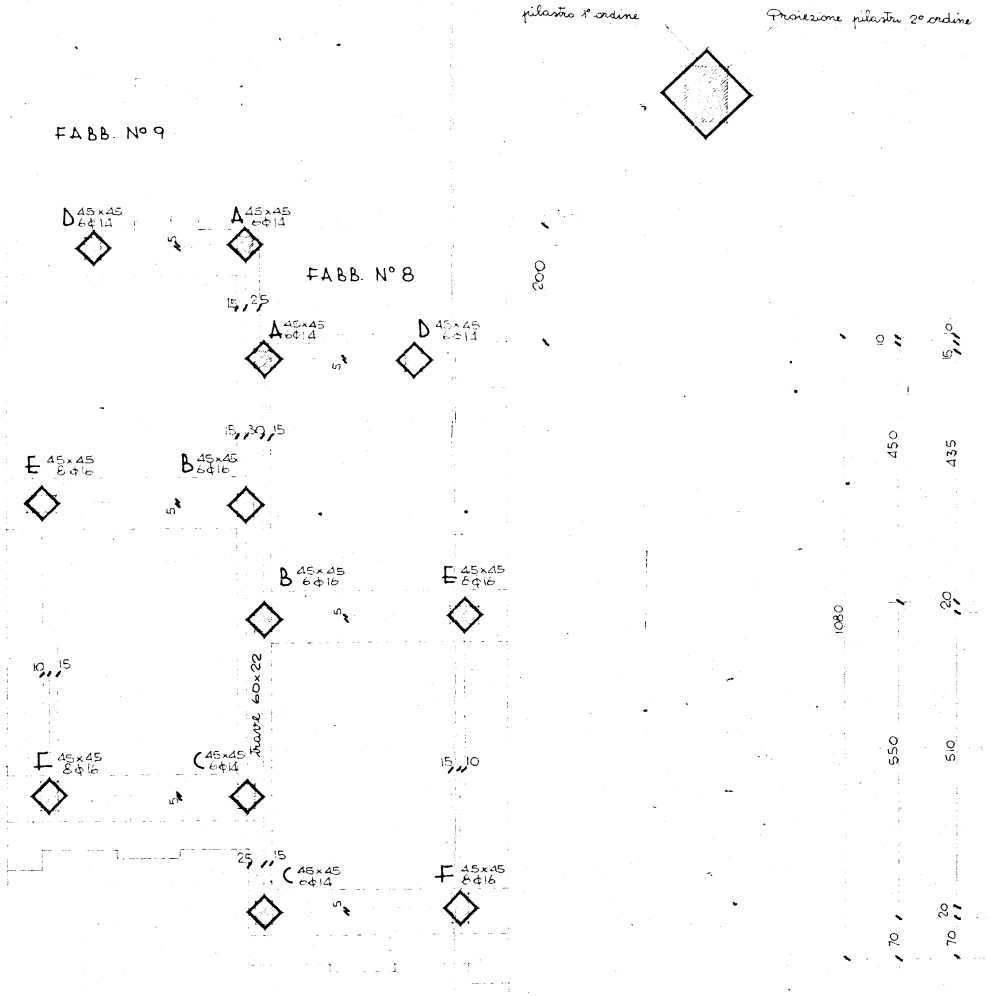
pilastro 1° ordine
Proiezione pilastri 2° ordine
FABB. N° 9
FABB. N° 8
D 45×45 6φ14
A 45×45 6φ14
A 45×45 6φ14
D 45×45 6φ14
E 45×45 6φ16
B 45×45 6φ16
B 45×45 6φ16
E 45×45 6φ16
F 45×45 6φ16
C 45×45 6φ14
C 45×45 6φ14
F 45×45 6φ16
trave 60×22
200
450
435
1080
550
510
70
70

CARPENTERIA PRIMO SOLAIO

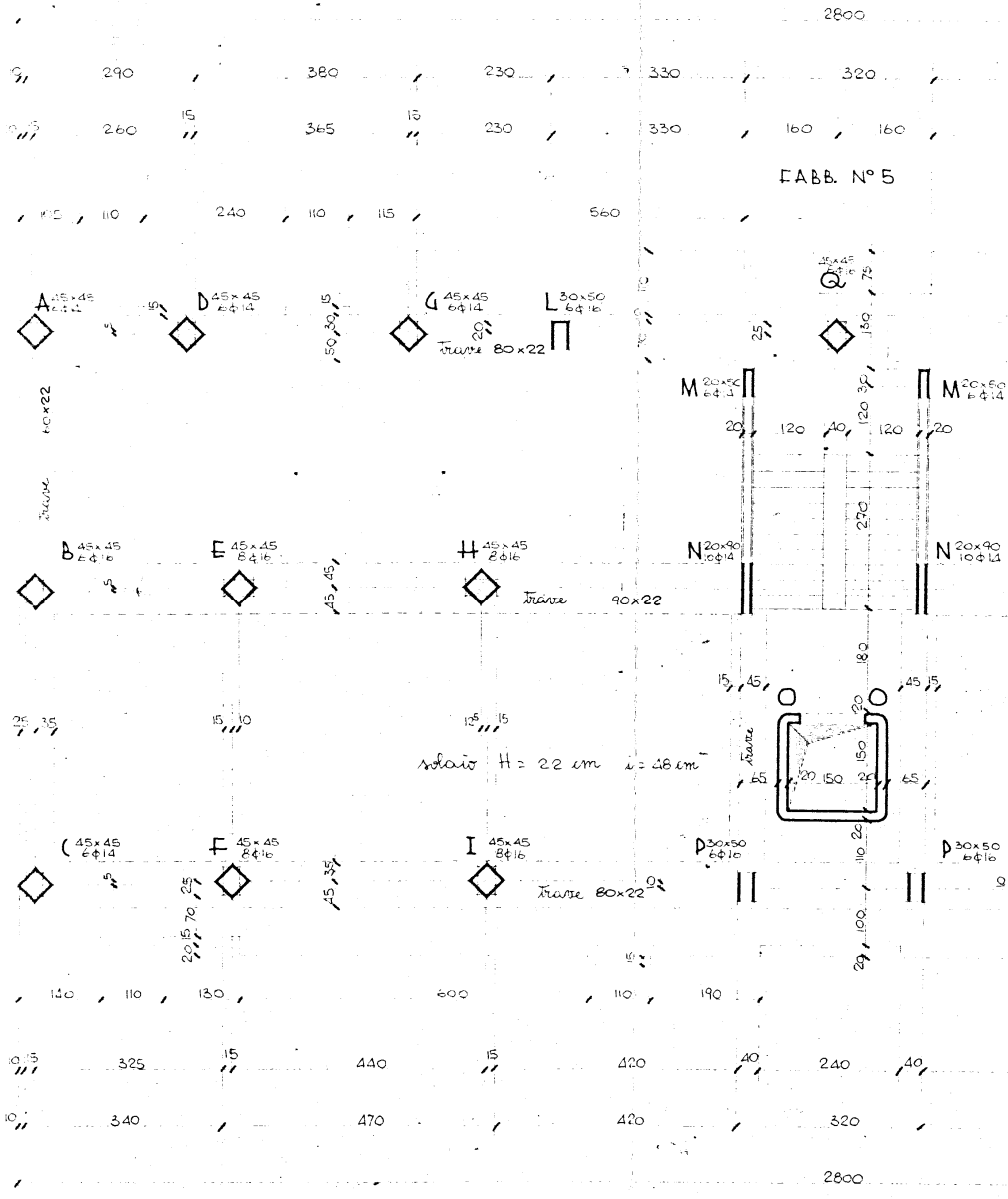
2800
290
380
230
330
320
260
365
230
330
160
160
FABB. N° 5
110
240
110
115
560
A 45×45 6φ14
D 45×45 6φ14
G 45×45 6φ14
L 30×50 6φ16
Q 45×45 6φ16
trave 80×22
trave 60×22
M 20×50 6φ14
M 20×50 6φ14
120
40
120
270
N 20×90 10φ14
N 20×90 10φ14
B 45×45 6φ16
E 45×45 8φ16
H 45×45 8φ16
trave 90×22
solaio H = 22 cm i = 48 cm
trave
150
C 45×45 6φ14
F 45×45 8φ16
I 45×45 8φ16
P 30×50 6φ10
P 30×50 6φ10
trave 80×22
140
110
130
600
110
190
325
440
420
240
340
470
420
320
2800

VARIANTE ATTACCO TRA I FABBRICATI N° 8-7

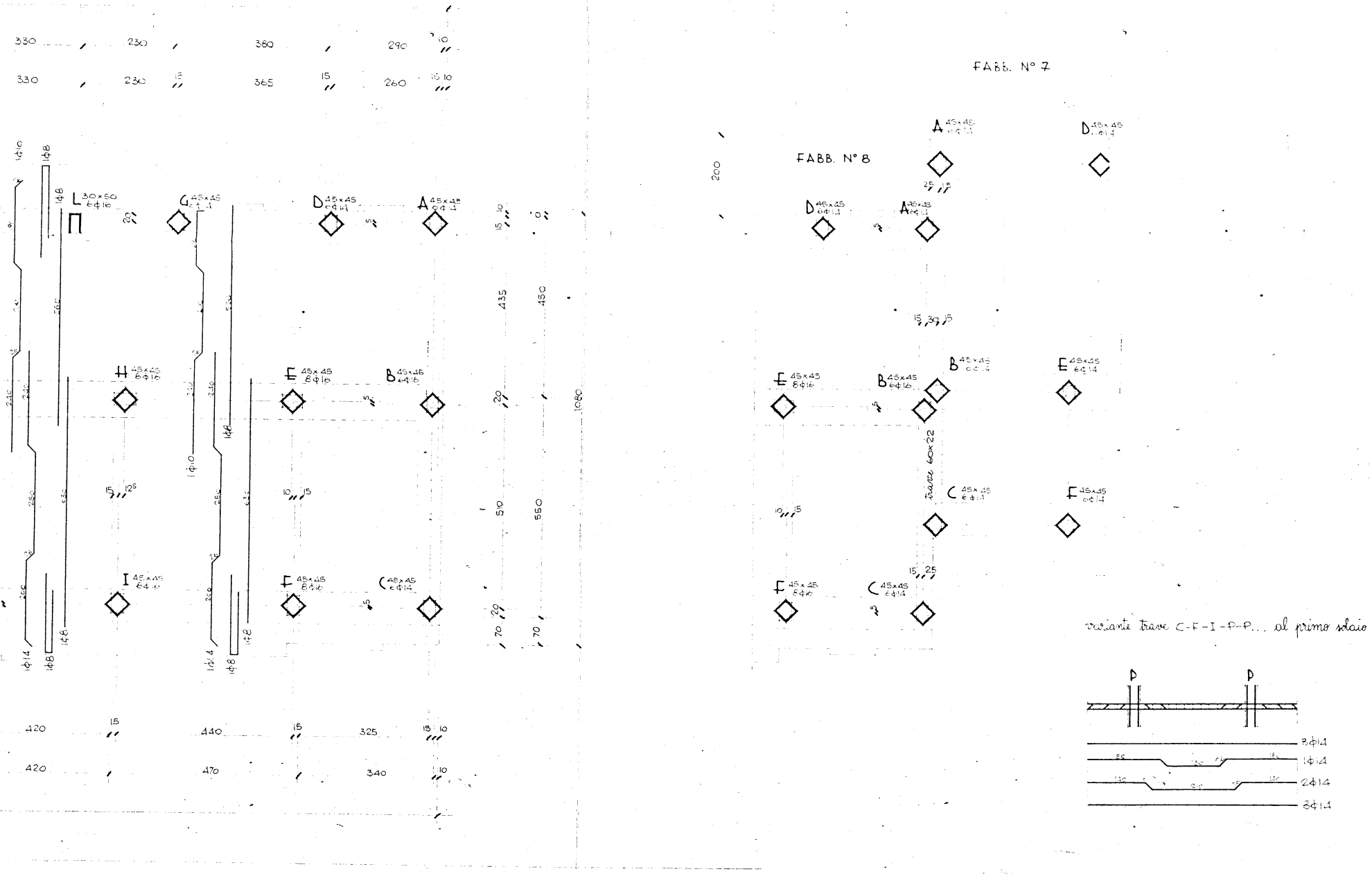
330
230
380
290
10
330
230
15
365
15
260
15 10
FABB. N° 7
FABB. N° 8
A 45×45 6φ14
D 45×45 6φ14
200
25 15
D 45×45 6φ14
A 45×45 6φ14
L 30×50 6φ16
G 45×45 6φ14
D 45×45 6φ14
A 45×45 6φ14
1φ10
1φ8
1φ8
15 10
435
450
15 30 15
H 45×45 6φ16
E 45×45 8φ16
B 45×45 6φ16
E 45×45 8φ16
B 45×45 6φ16
B 45×45 6φ14
E 45×45 6φ14
20
1080
1φ8
1φ10
trave 60×22
15 12.5
10 15
10 15
50
550
C 45×45 6φ14
F 45×45 6φ14
15 25
I 45×45 6φ16
F 45×45 8φ16
C 45×45 6φ14
F 45×45 8φ16
C 45×45 6φ14
20
70
70
1φ14
1φ8
1φ8
1φ14
1φ8
1φ8
420
15
440
15
325
15 10
420
470
340
10
P
P
3φ14
1φ14
2φ14
3φ14

variante trave C-F-I-P-P... al primo solaio

VARIANTE ATTACCO TRA I FABBRICATI N° 9-8

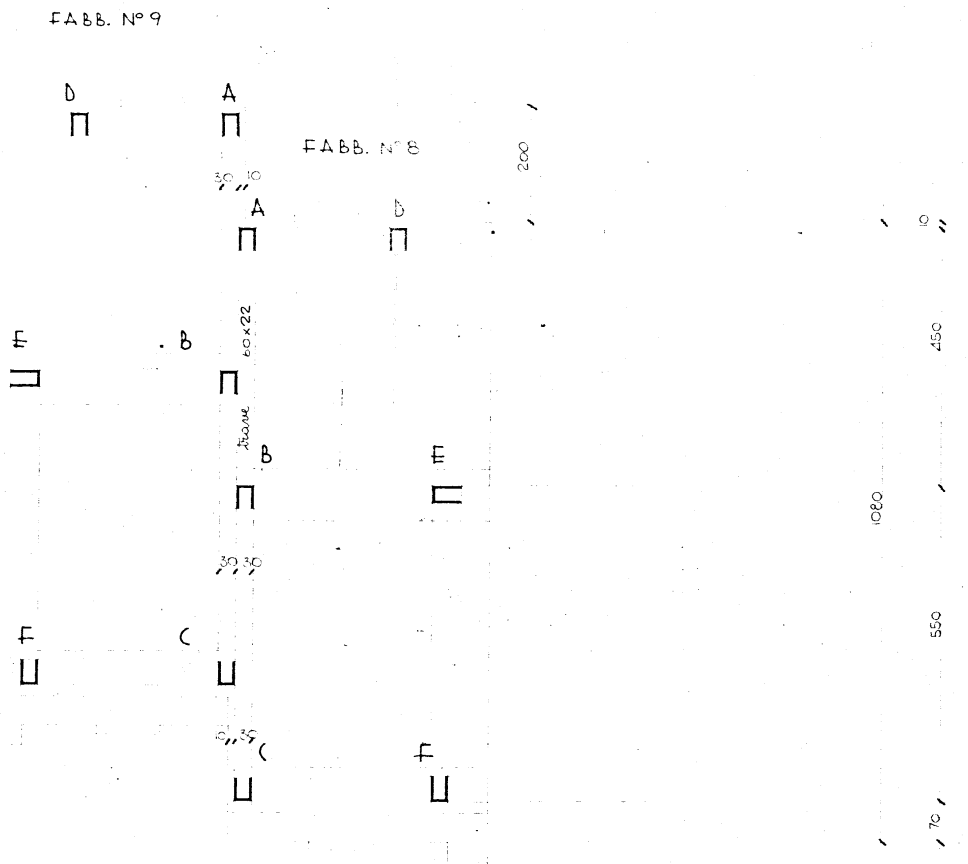
FABB. N° 9
FABB. N° 8
D
A
B
E
F
C
trave
60×22
200
450
550
1080
70

CARPENTERIA TIPO (2°-3°-4°-5° SOLAIO)

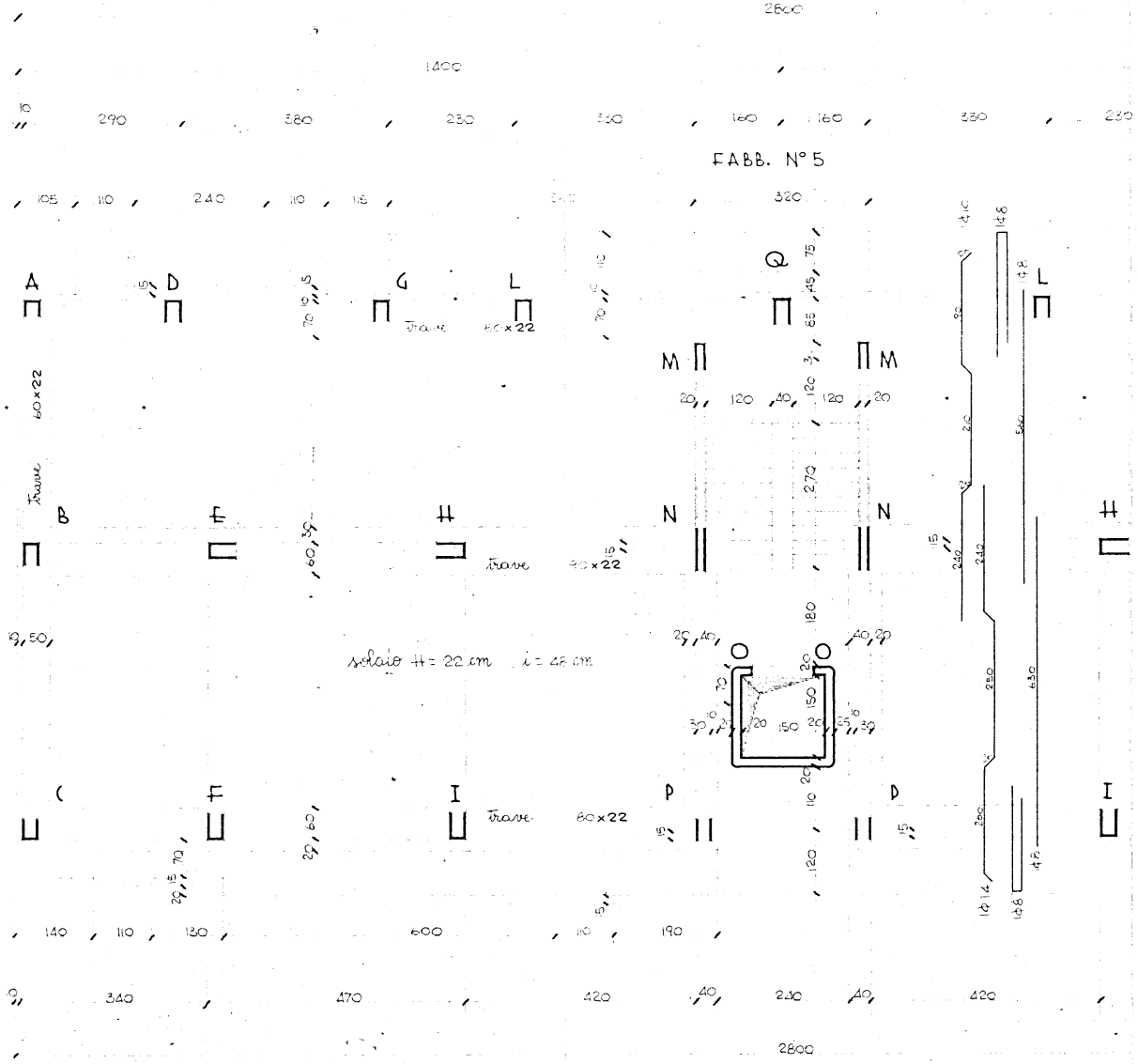
2800
1400
FABB. N° 5
290
380
230
330
160
320
240
A
D
G
L
Q
M
N
B
E
H
C
F
I
P
trave
60×22
80×22
solaio H = 22 cm   i = 48 cm
150
270
180
140
110
130
600
190
340
470
420
240

VARIANTE ATTACCO TRA I FABBRICATI N° 8-7


FABB. N°7
FABB. N°8
1400
380
290
10
200
G
D
A
B
E
C
F
450
550
70
1080
470
340
10
30 30
30x22

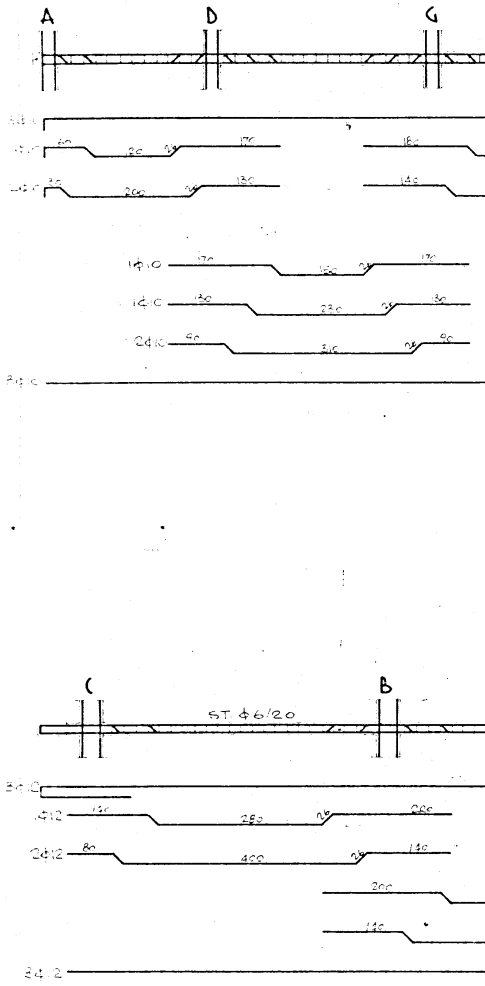
A
D
G
C
B
ST Φ6/20

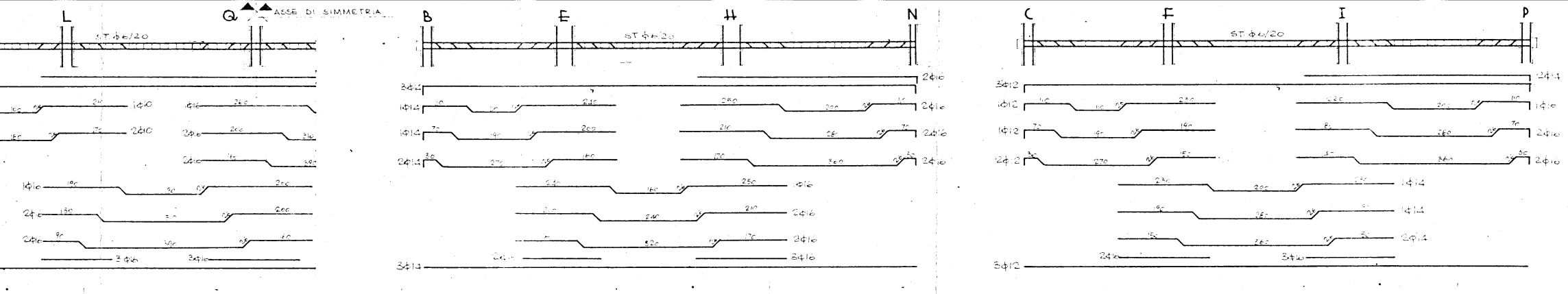
L
Q
ASSE DI SIMMETRIA
ST. φ6/20
B
E
H
N
C
F
I
P
3φ14
1φ14
2φ14
2φ16
3φ16
3φ12
1φ12
2φ12
2φ14
1φ14
1φ16
1φ10
2φ10
3φ16

ARMATURE TRAVI 1°-2°-3°-4°-5° SOLAIO

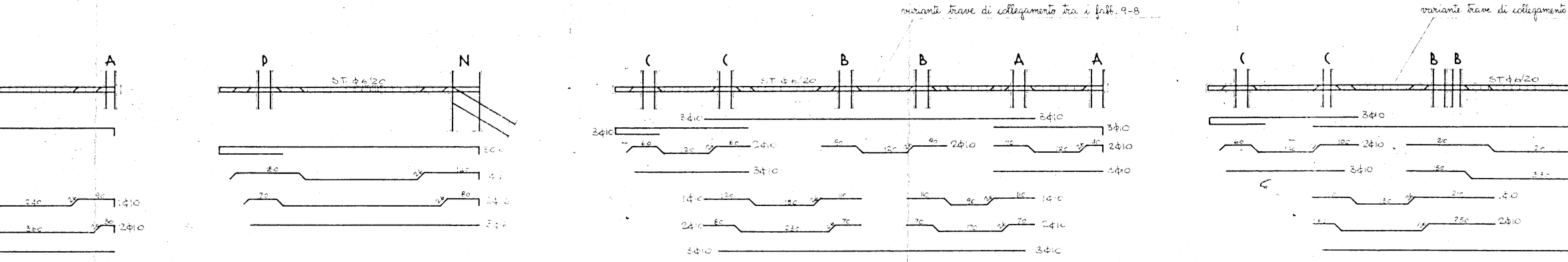
variante trave di collegamento tra i fabb. 9-8
variante trave di collegamento
A
P
N
C
C
B
B
A
A
C
C
B
B
ST. φ6/20
3φ10
1φ10
2φ10

tra i fabb. 8-7

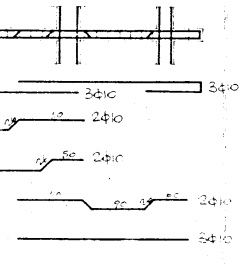
A
A
3φ10
3φ10
2φ10
2φ10
50
2φ10
90
3φ10
3φ10

GESTIONE CASE LAVORATORI
(legge 14-2-1963)

Intervento Nº 1312

stazione appaltante
I.A.C.P.

QUARTIERE S.ELIA BRINDISI

C.A.
A2 12

lotto A2

FABBRICATO Nº 5-8-9.
carpenteria ed armature
1°-2°-3°-4°-5° solaio — 1:60

σ_f = 2000 Kg/cm²
cemento 625