Gestione Case Lavoratori LEGGE 14-2-1963 n° 60	A.RT. 15/3	I.A.C.P. STAZIONE APPALTANTE - BRINDISI
BRINDISI FABBRICATO SOCIALE COOP. VA SPERANZA ALLA VIA M.S. MICHELE	RAPP. 1:50	TAVOLA S/8
TRAVI PIANOT.-1°-2°-3°-4°-5°		ARCHIVIO
dott. ing. Giuseppe Marasco	PROGETTISTA	20
dott. ing. Franco Cicirillo	STRUTTURE	
	IMPIANTI	
dott. ing. Giuseppe Marasco	DIRETTORE LAVORI	V°

24 SET. 1969

ACCIAIO AD ADERENZA MIGLIORATA (TIPO LU_3)

CEMENTO ALTA RESISTENZA ("730"- 3,5 ql/mc) σ_r - 28 = 220 Kg/cmq

SOVRACCARICHI
- SOLAI PRATICABILI = 250 Kg/mq
- SOLAI NON PRATICABILI = 150 Kg/mq
- BALCONI E SCALE = 400 Kg/mq

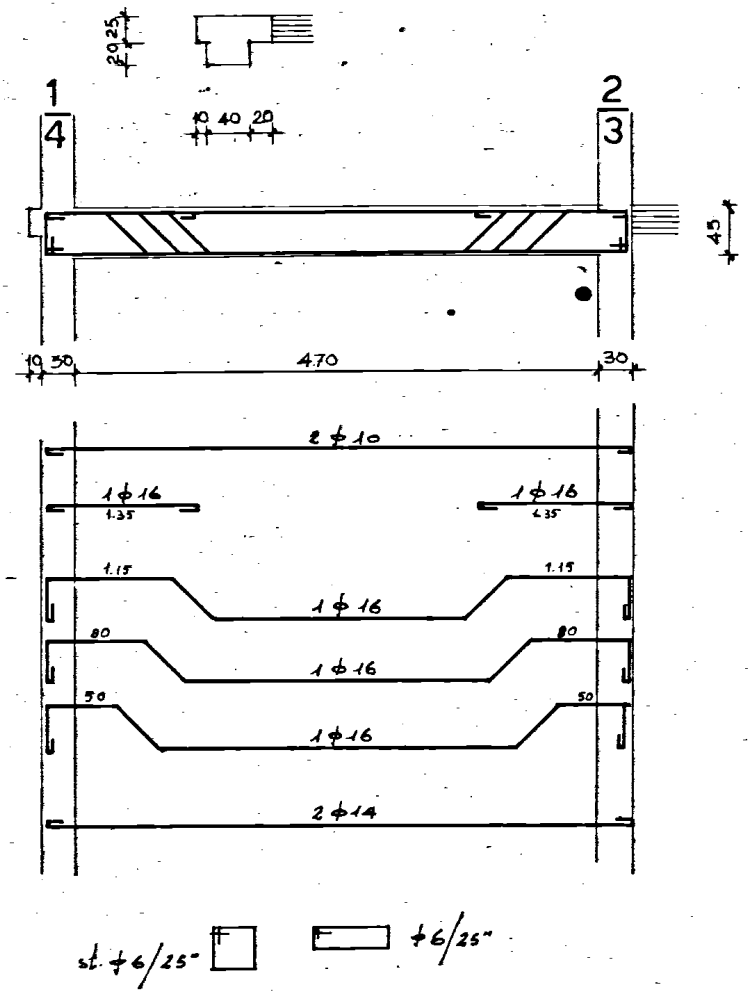
20
25
10 40 20
1
4
2
3
45
10 30
470
30
2 ϕ 10
1 ϕ 16
1.35
1 ϕ 16
1.35
1.15
1 ϕ 16
1.15
80
1 ϕ 16
80
50
1 ϕ 16
50
2 ϕ 14
st. ϕ 6/25"
ϕ 6/25"

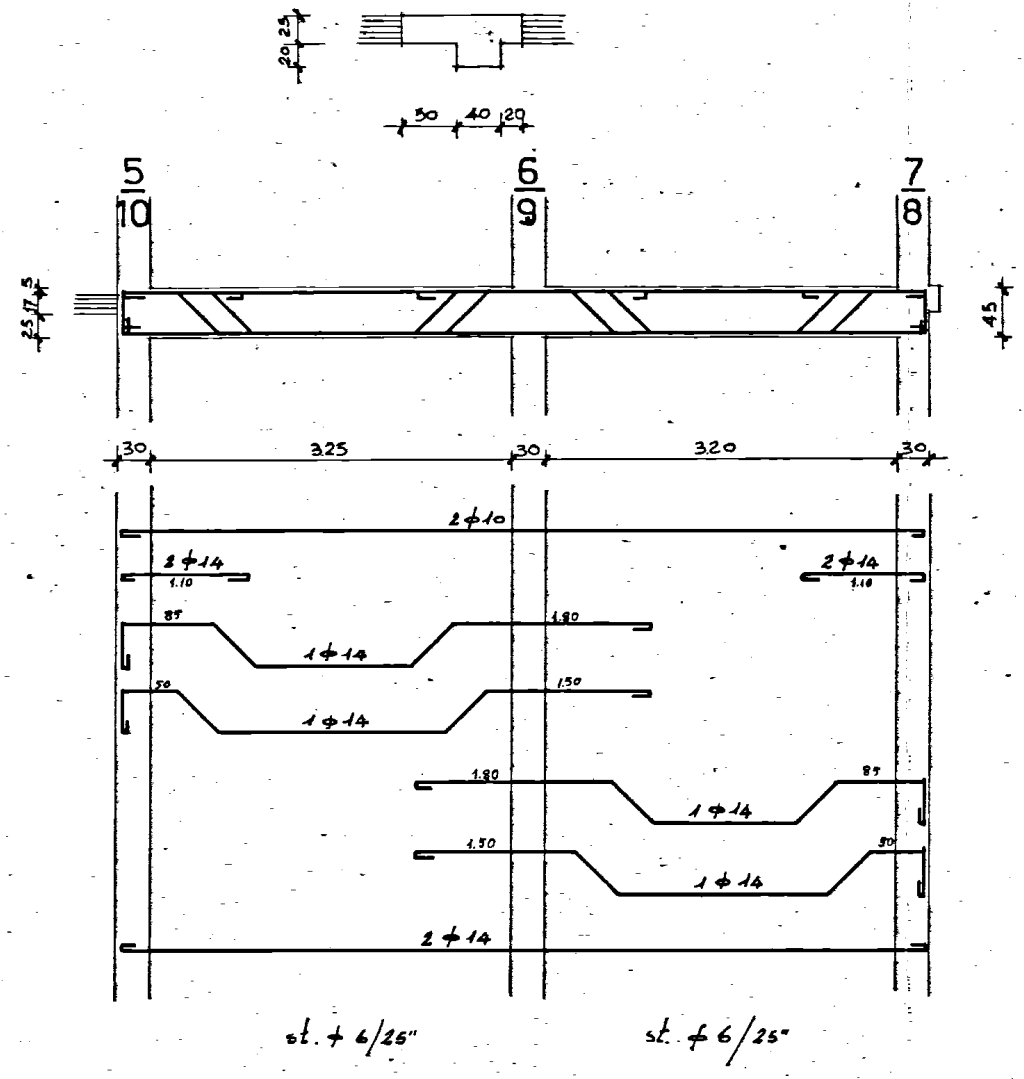
25
20
50
40
20
5
10
6
9
7
8
25
17.5
45
30
325
30
320
30
2φ10
2φ14
1.10
2φ14
1.10
85
1φ14
1.80
50
1φ14
1.50
1.80
1φ14
85
1.50
1φ14
50
2φ14
st. φ 6/25"
st. φ 6/25"

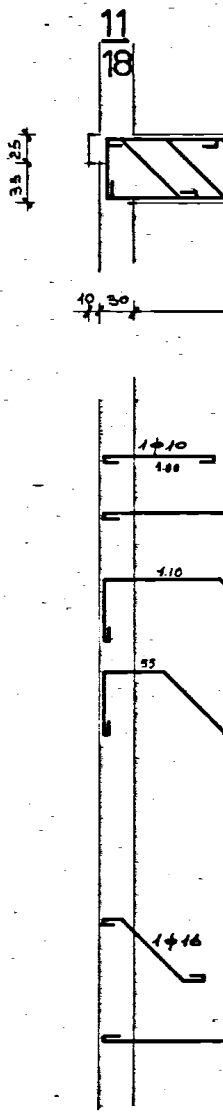
11
18
35
25
10
30
1φ10
1.00
1.10
55
1φ16

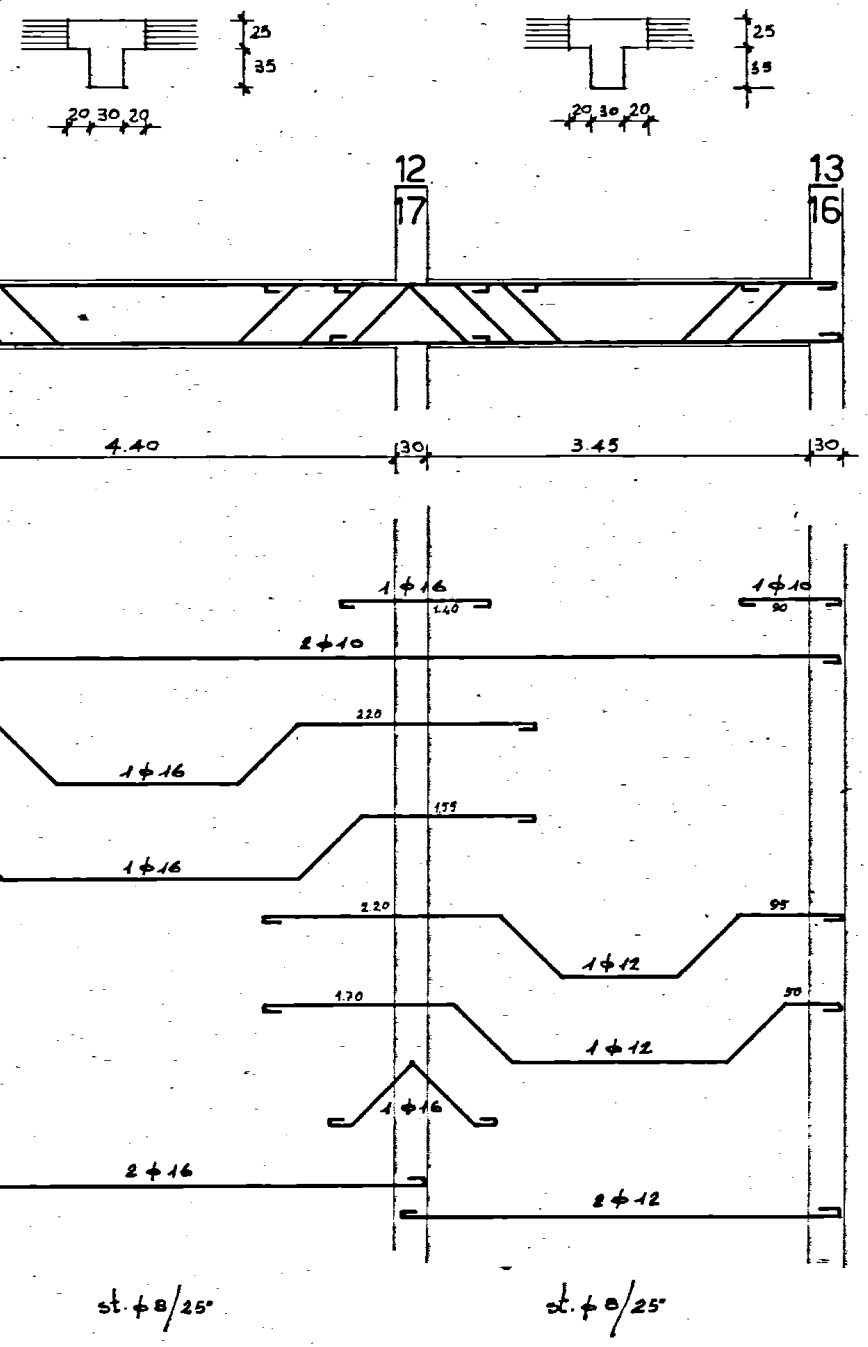
25
35
20 30 20
25
35
20 30 20
12
17
13
16
4.40
30
3.45
30
1ϕ16
1.40
1ϕ10
90
2ϕ10
220
1ϕ16
1.55
1ϕ16
2.20
95
1ϕ12
1.70
50
1ϕ12
1ϕ16
2ϕ16
2ϕ12
st. ϕ8/25"
st. ϕ8/25"

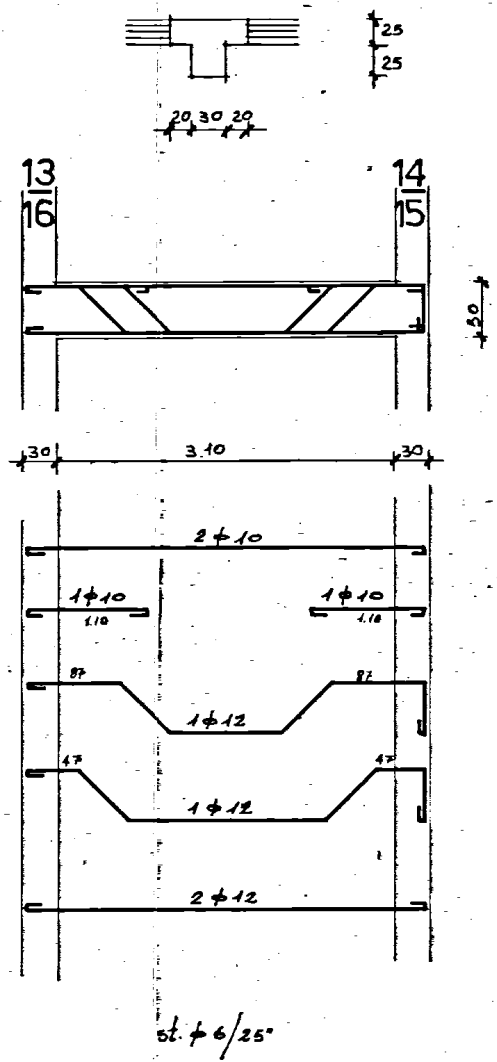
25
25
20 30 20
13
16
14
15
50
30
3.10
30
2ϕ10
1ϕ10
1.10
1ϕ10
1.10
87
87
1ϕ12
47
47
1ϕ12
2ϕ12
st. ϕ6/25"

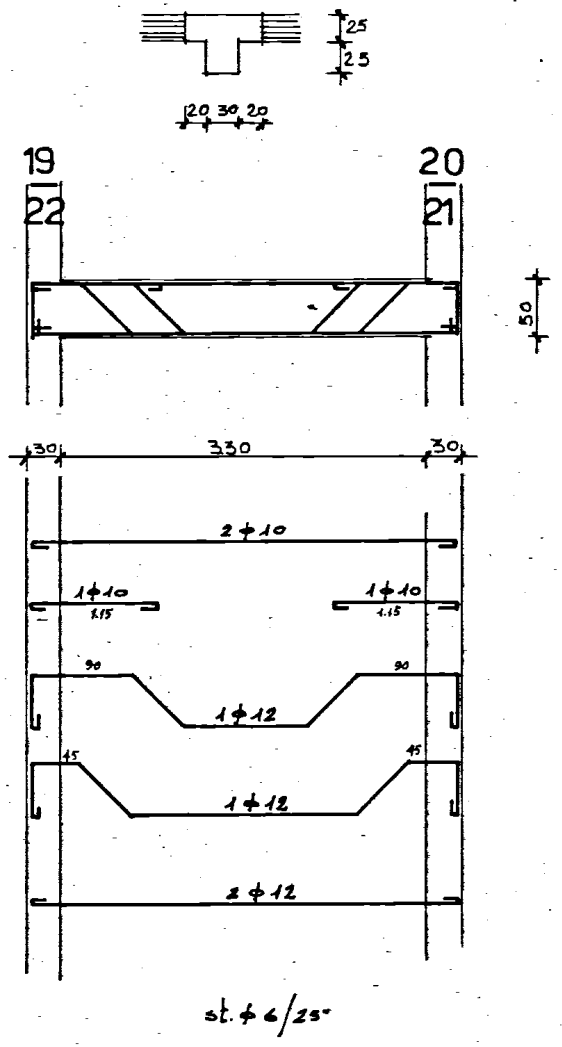

25
25
20 30 20
19
22
20
21
50
30
330
30
2ϕ10
1ϕ10
1.15
1ϕ10
1.15
90
90
1ϕ12
45
45
1ϕ12
2ϕ12
st.ϕ6/25"

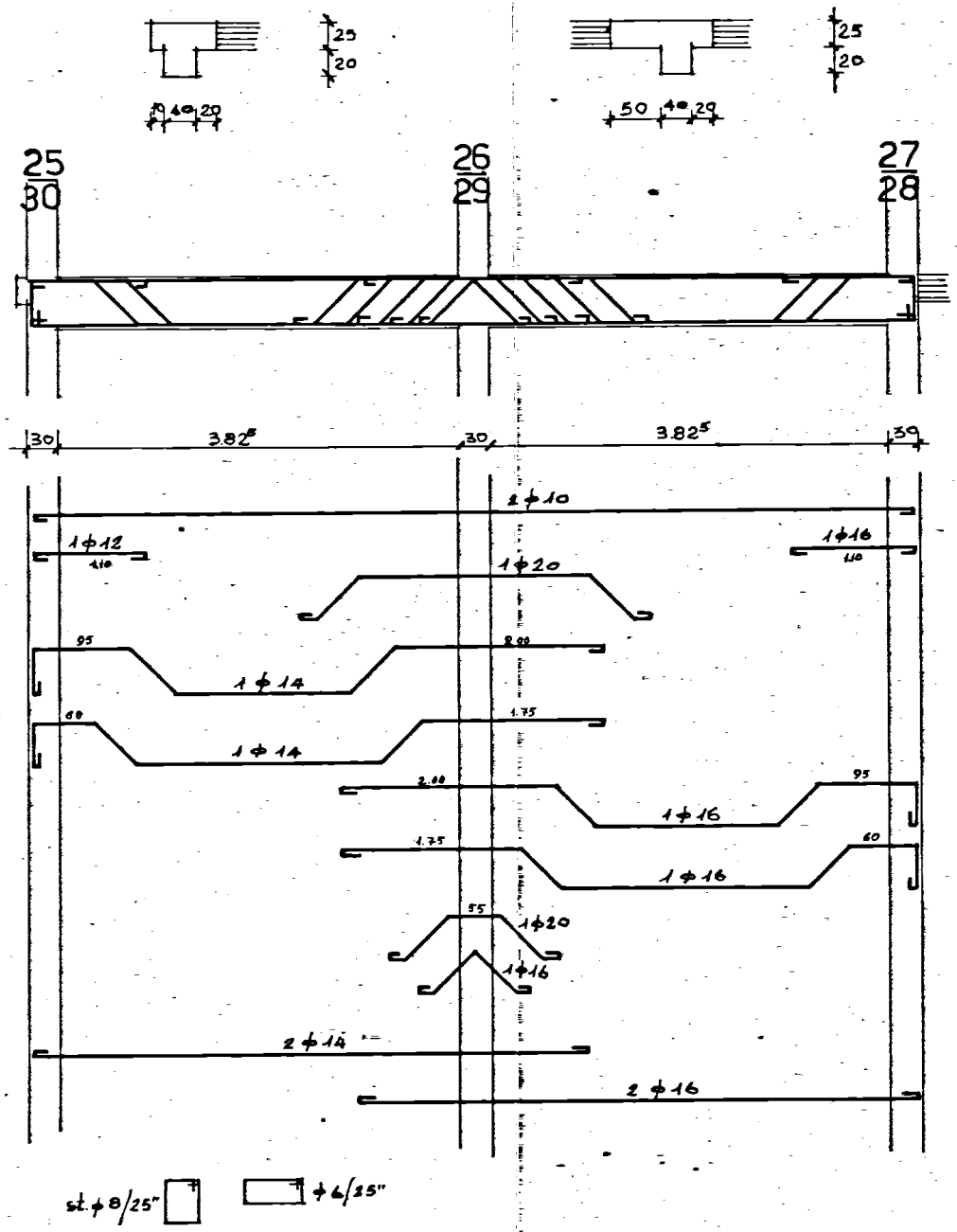

25
20
10 40 20
25
20
50 40 20
25
30
26
29
27
28
30
3.82⁵
30
3.82⁵
30
2ϕ10
1ϕ12
1.10
1ϕ16
1.10
1ϕ20
95
2.00
1ϕ14
60
1.75
1ϕ14
2.00
95
1ϕ16
1.75
60
1ϕ16
55
1ϕ20
1ϕ16
2ϕ14
2ϕ16
st.ϕ8/25"
ϕ6/25"

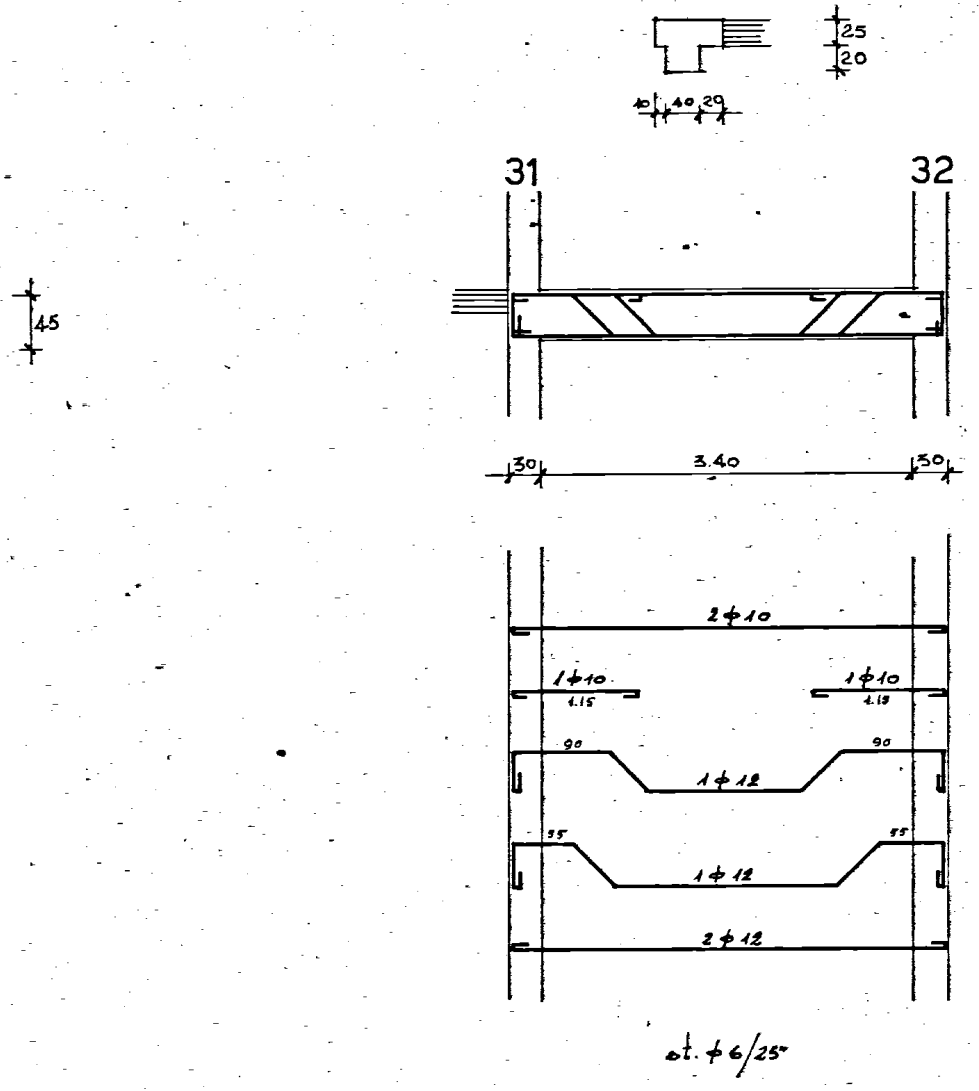
25
20
10
40
20
31
32
45
30
3.40
30
2ϕ10
1ϕ10
1.15
1ϕ10
1.15
90
90
1ϕ12
55
55
1ϕ12
2ϕ12
st. ϕ6/25"

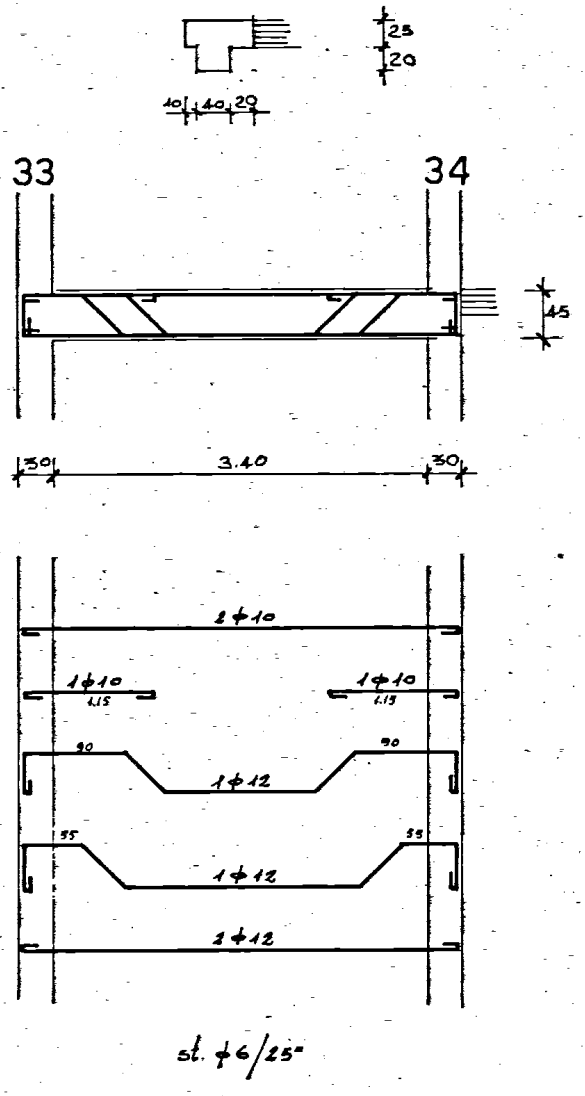
25
20
10
40
20
33
34
45
30
3.40
30
2ϕ10
1ϕ10
1.15
1ϕ10
1.15
90
90
1ϕ12
55
55
1ϕ12
2ϕ12
st. ϕ6/25"

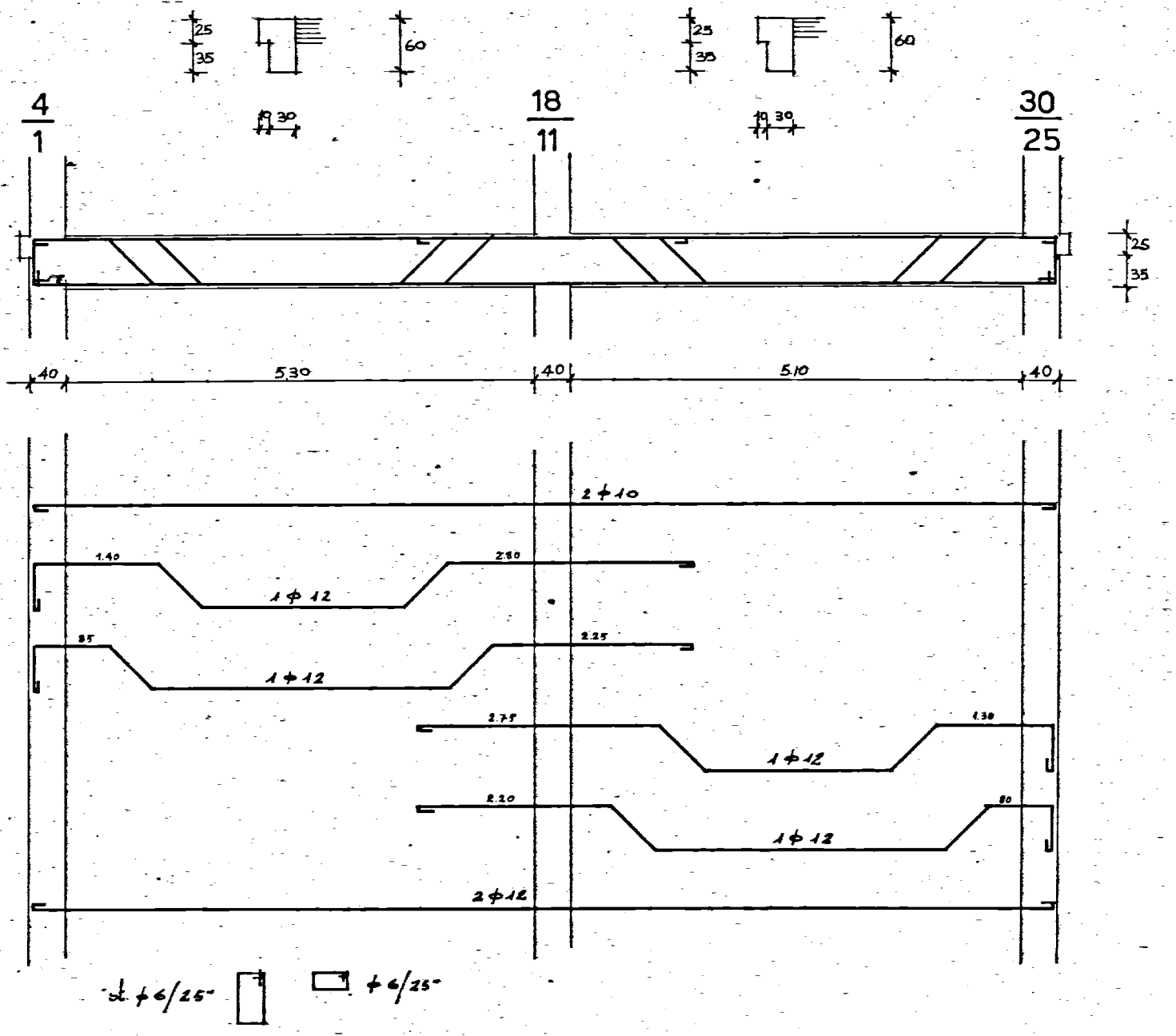
25
35
60
10 30
25
35
60
10 30
4
1
18
11
30
25
25
35
40
5.30
40
5.10
40
2 ϕ 10
1.40
2.80
1 ϕ 12
85
2.25
1 ϕ 12
2.75
1.30
1 ϕ 12
2.20
80
1 ϕ 12
2 ϕ 12
st. ϕ 6/25"
ϕ 6/25"

N.B.) per la trave (4-18-30) la sezione è 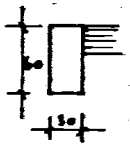

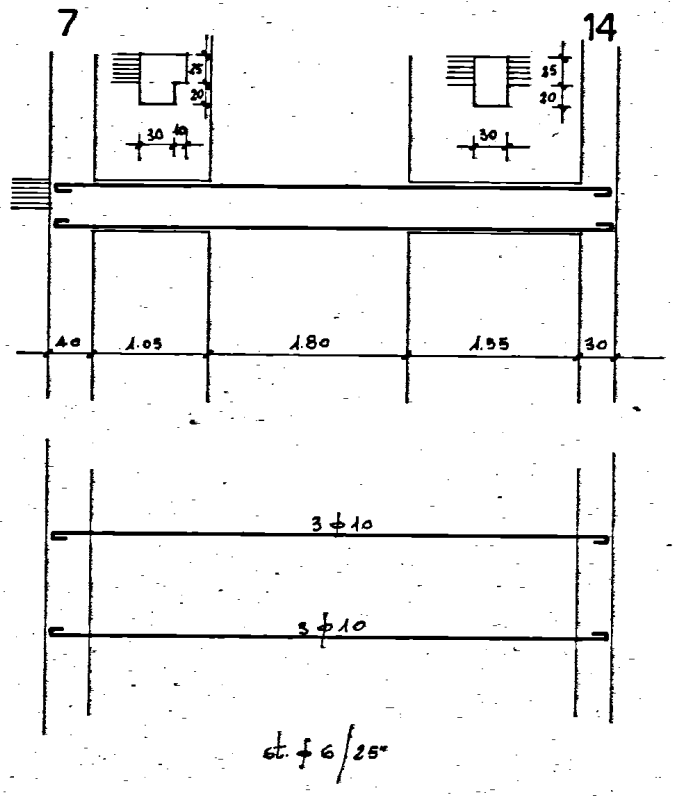
7
14
25
20
30
10
35
20
30
40
1.05
1.80
1.55
30
3 ϕ10
3 ϕ10

st. ϕ 6/25"

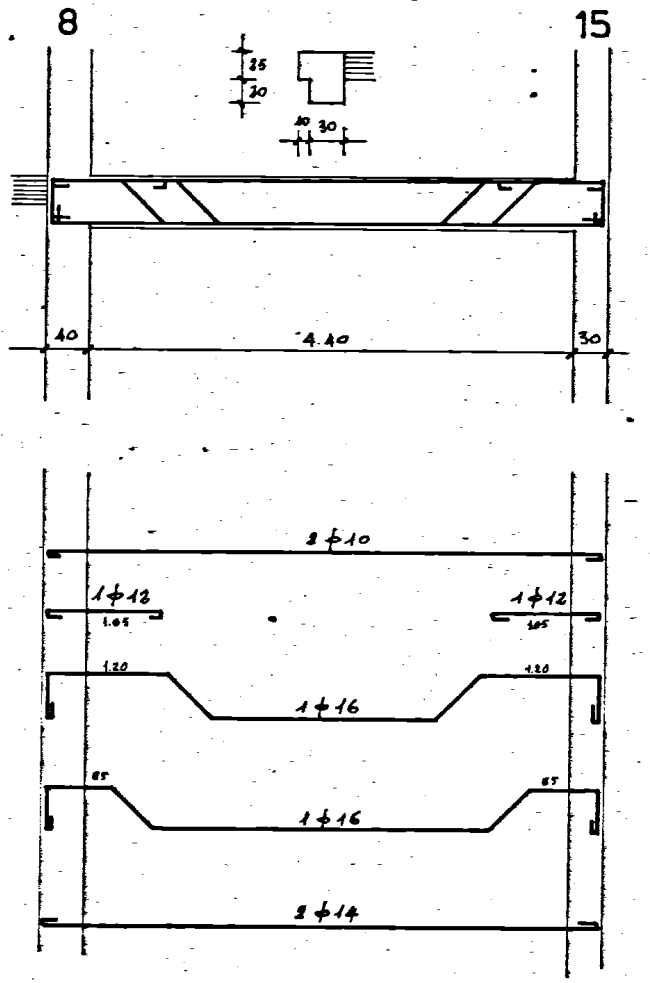
8
15
25
20
10
30
40
4.40
30
2 ϕ10
1 ϕ12
1.05
1 ϕ12
1.05
1.20
1.20
1 ϕ16
85
85
1 ϕ16
2 ϕ14

st. ϕ6/25"

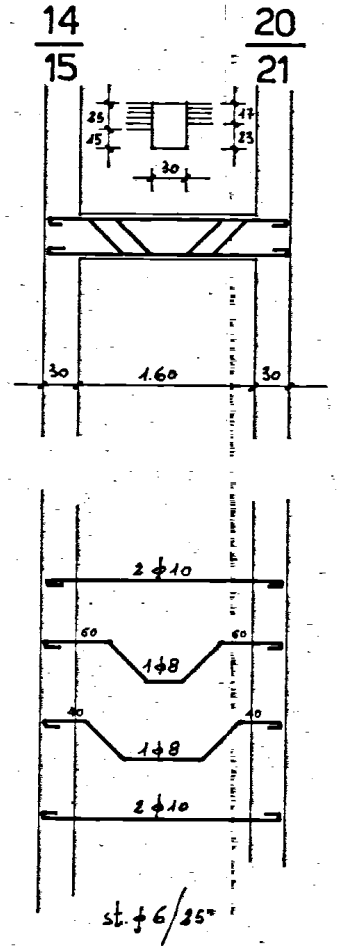

14/15
20/21
25
15
17
23
30
30
1.60
30
2 φ10
60
1φ8
60
40
1φ8
40
2 φ10
st. φ 6/25"

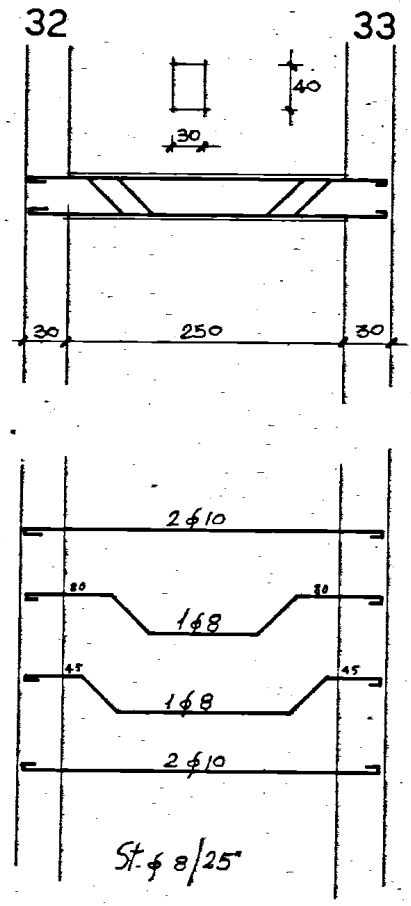

32
33
40
30
30
250
30
2 φ10
80
1φ8
80
45
1φ8
45
2 φ10
St. φ 8/25"

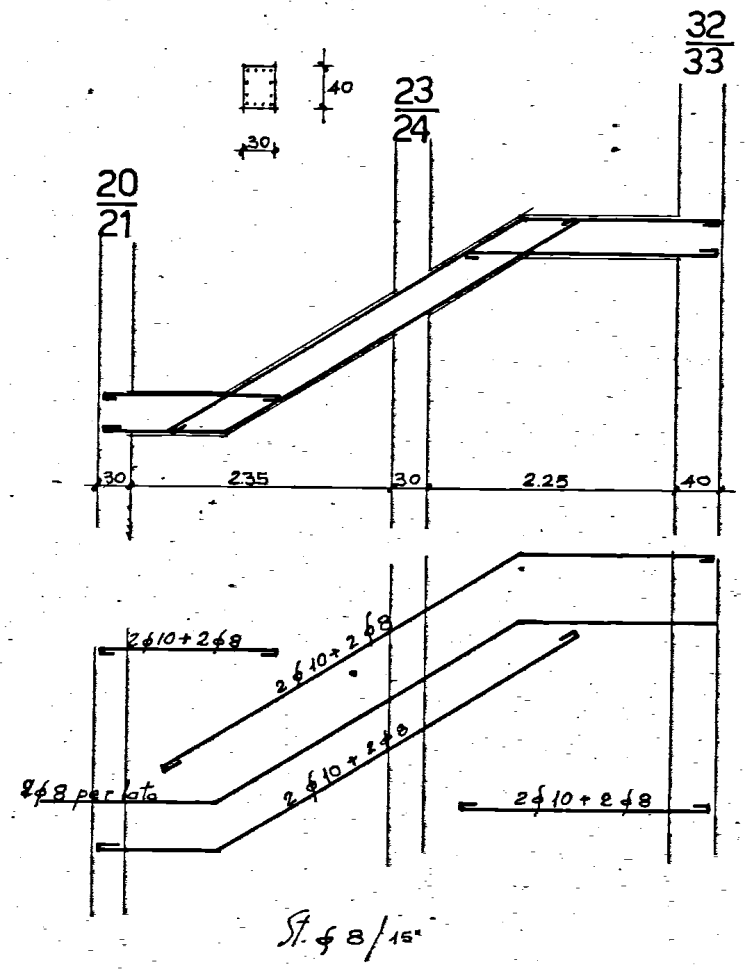

32/33
23/24
20/21
40
30
30
235
30
2.25
40
2φ10+2φ8
2 φ10 + 2 φ8
2φ8 per lato
2 φ10 + 2 φ8
2φ10 + 2 φ8
St. φ 8/15"