- CARPENTERIA TIPO - FABB. 6-7

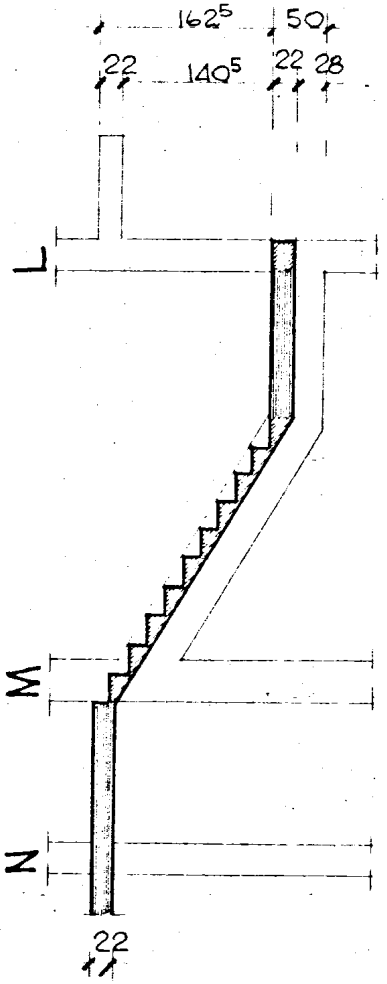
162⁵
50
22
140⁵
22
28
L
M
N
22

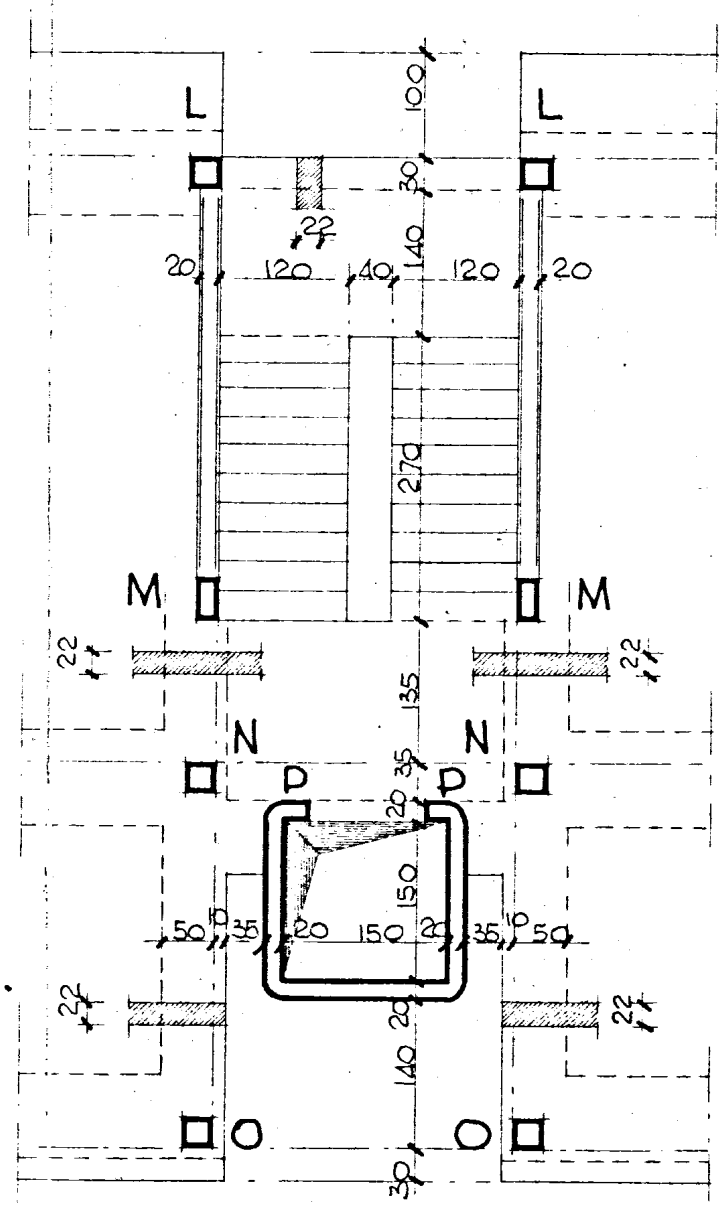
L
L
100
30
22
140
20
120
40
120
20
270
M
M
22
22
135
N
N
35
P
P
20
150
50
10
35
20
150
20
35
10
50
22
22
20
140
O
O
30

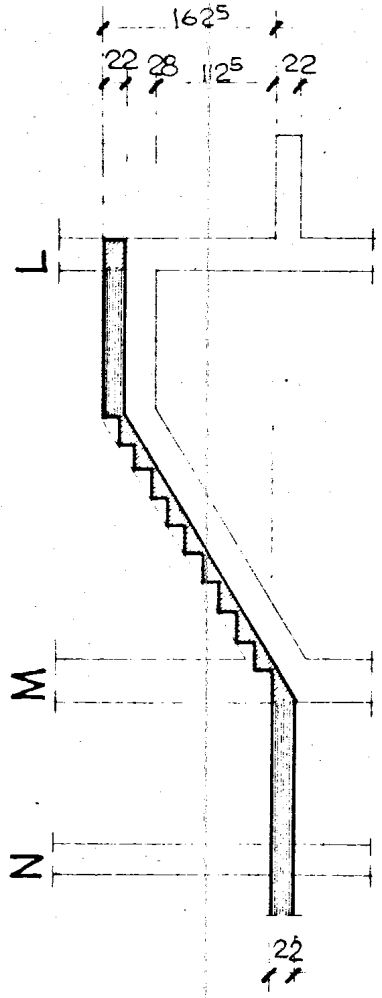
162⁵
22
28
112⁵
22
L
M
N
22

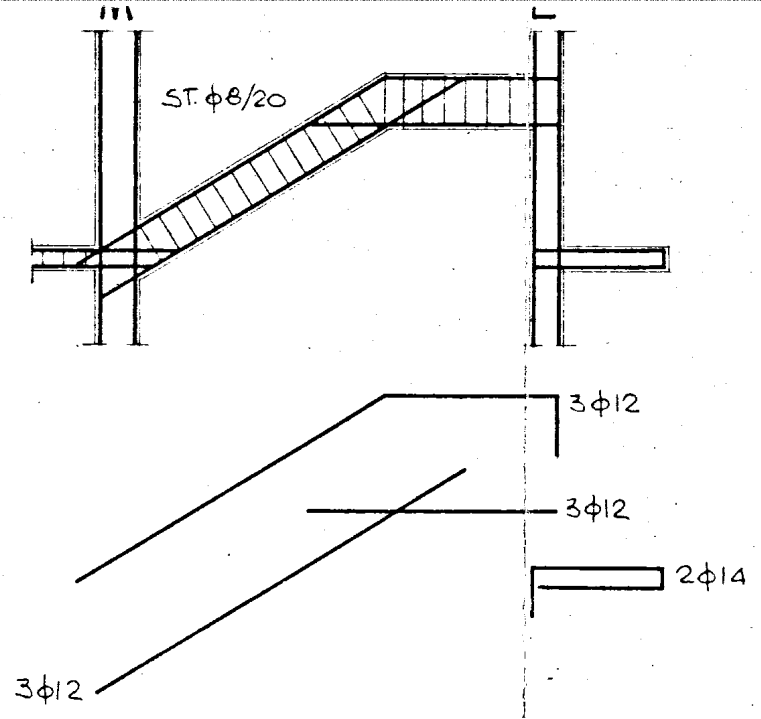
M
L
ST. ϕ8/20
3ϕ12
3ϕ12
2ϕ14
3ϕ12

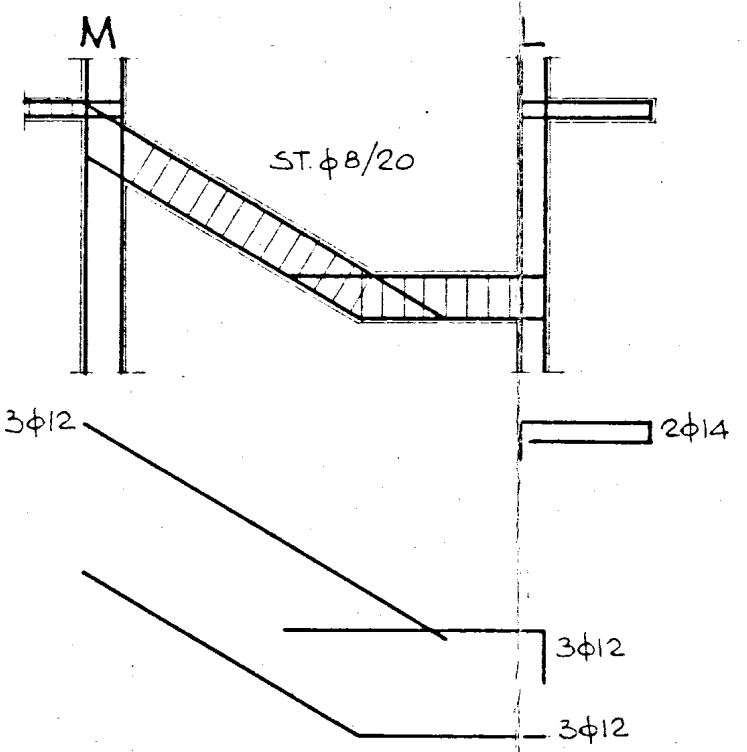
M
L
ST. ϕ8/20
3ϕ12
2ϕ14
3ϕ12
3ϕ12

ARMATURA PIANEROTTOLO

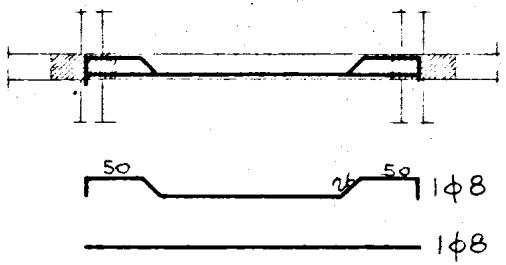
50
26
50
1ϕ8
1ϕ8

ARMATURA TRAVE A QUOTA

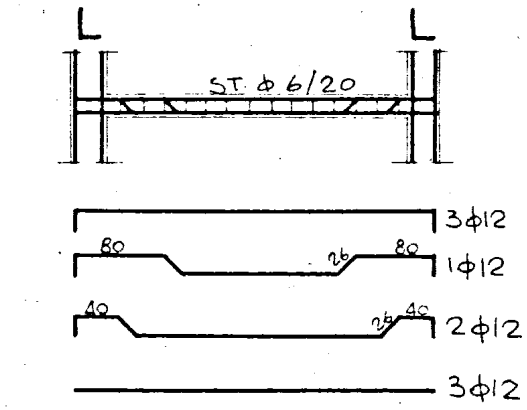
L
L
ST. ϕ 6/20
3ϕ12
80
26
80
1ϕ12
40
26
40
2ϕ12
3ϕ12

TRAVETTO ASCENSORE

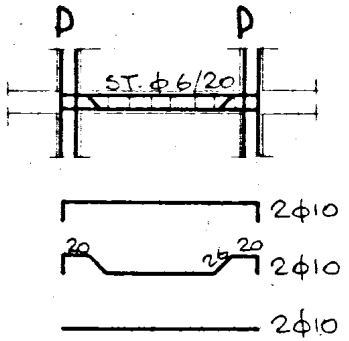
P
P
ST. ϕ 6/20
2ϕ10
20
26
20
2ϕ10
2ϕ10

ARMATURA DEI GRADINI RAPP. 1: 25

PIANEROTTOLO

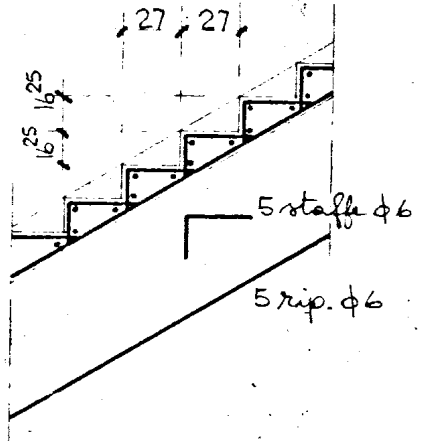
27
27
25
16
25
16
5 staffe φ6
5 rip. φ6

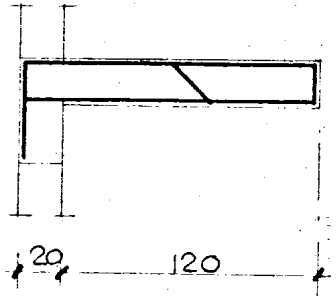



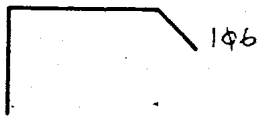

ARMATURA SOLETTA MACCHINARIO ASCENSORE

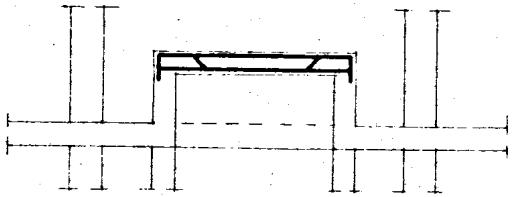

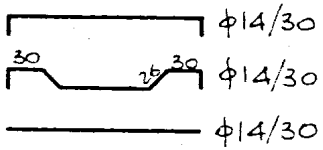
φ14/30
30
25
30
φ14/30
φ14/30

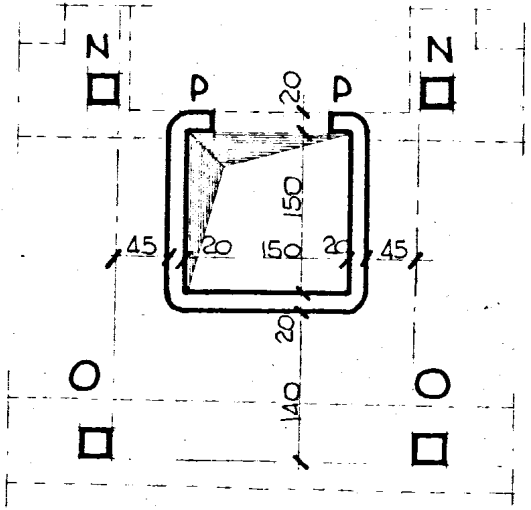
N
N
P
P
20
150
45
20
150
20
45
20
140
O
O



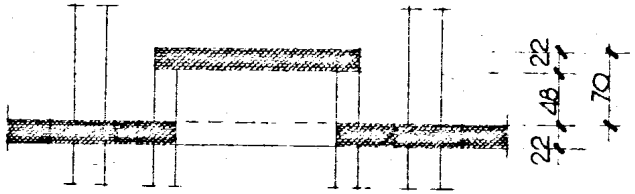

- CARPENTERIA COPERTURA ATTICO - FABB. 6-7

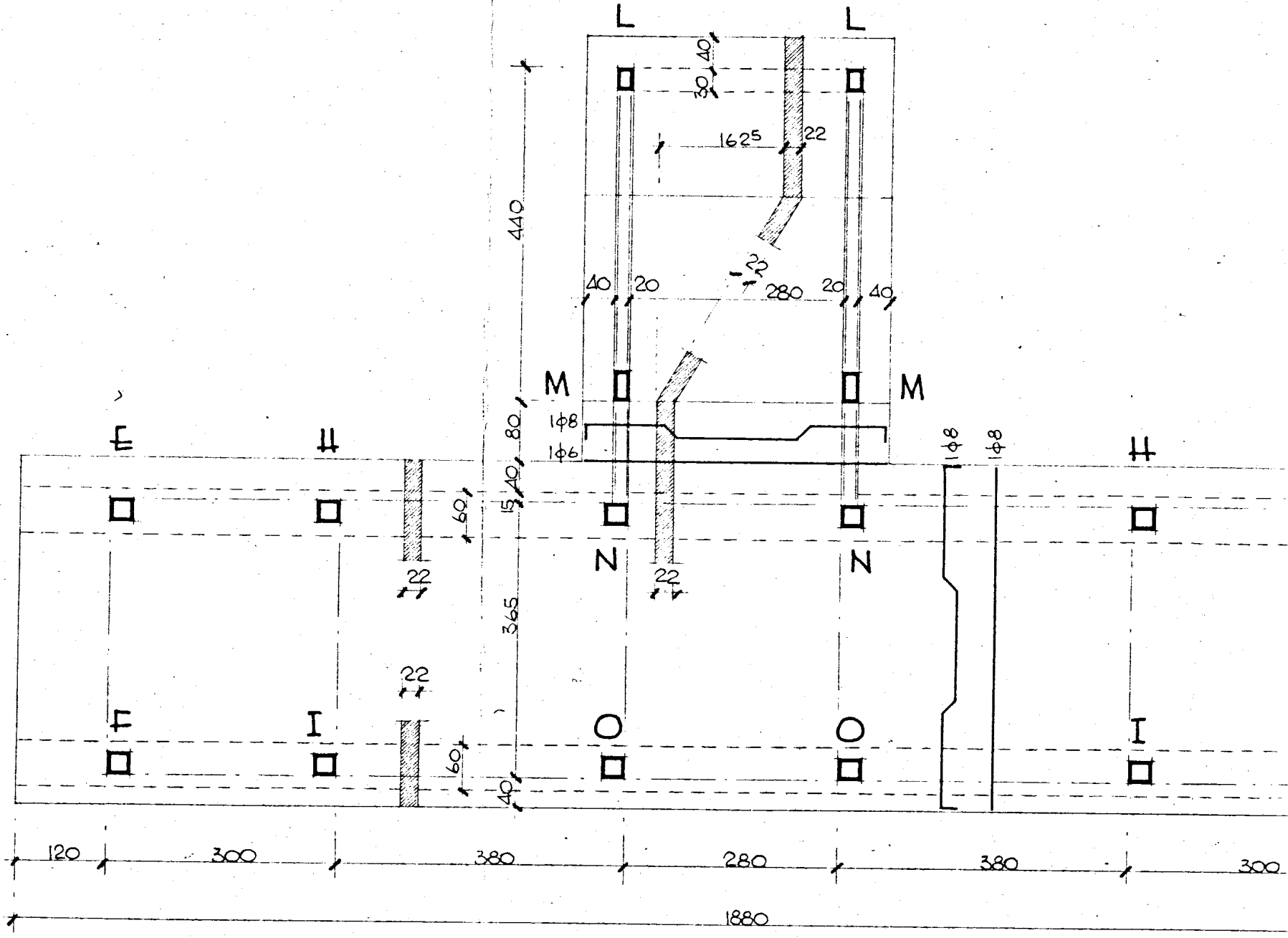
L
L
40
30
1625
22
440
22
40
20
280
20
40
M
M
1φ8
80
1φ6
1φ8
1φ8
E
H
H
40
60
15
N
N
22
22
365
22
F
I
O
O
I
60
40
120
300
380
280
380
300
1880

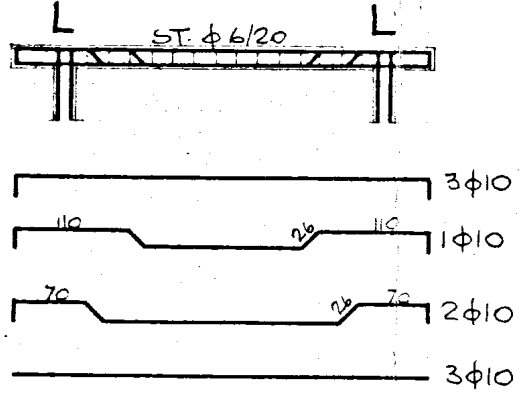
L
ST. ϕ6/20
L
3ϕ10
110
26
110
1ϕ10
70
26
70
2ϕ10
3ϕ10

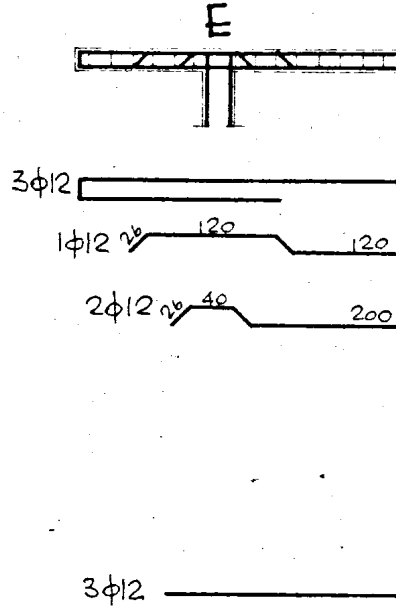
E
3ϕ12
1ϕ12
26
120
120
2ϕ12
26
40
200
3ϕ12



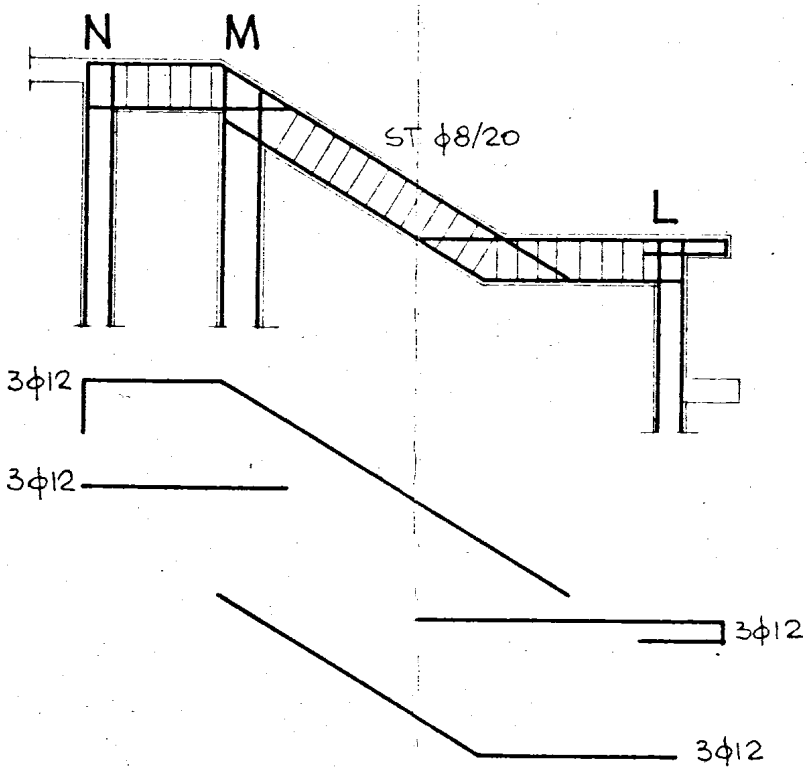
N
M
ST ϕ8/20
L
3ϕ12
3ϕ12
3ϕ12
3ϕ12

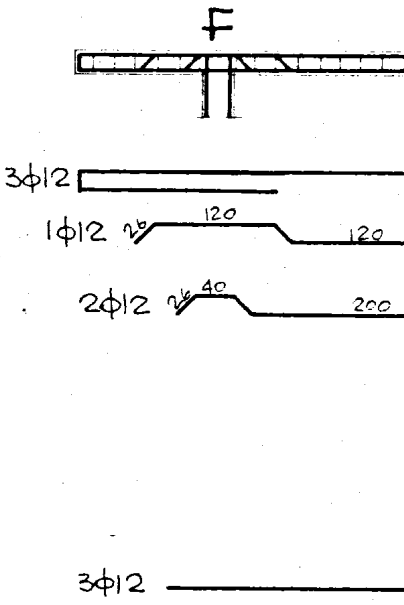
F
3ϕ12
1ϕ12
26
120
120
2ϕ12
26
40
200
3ϕ12

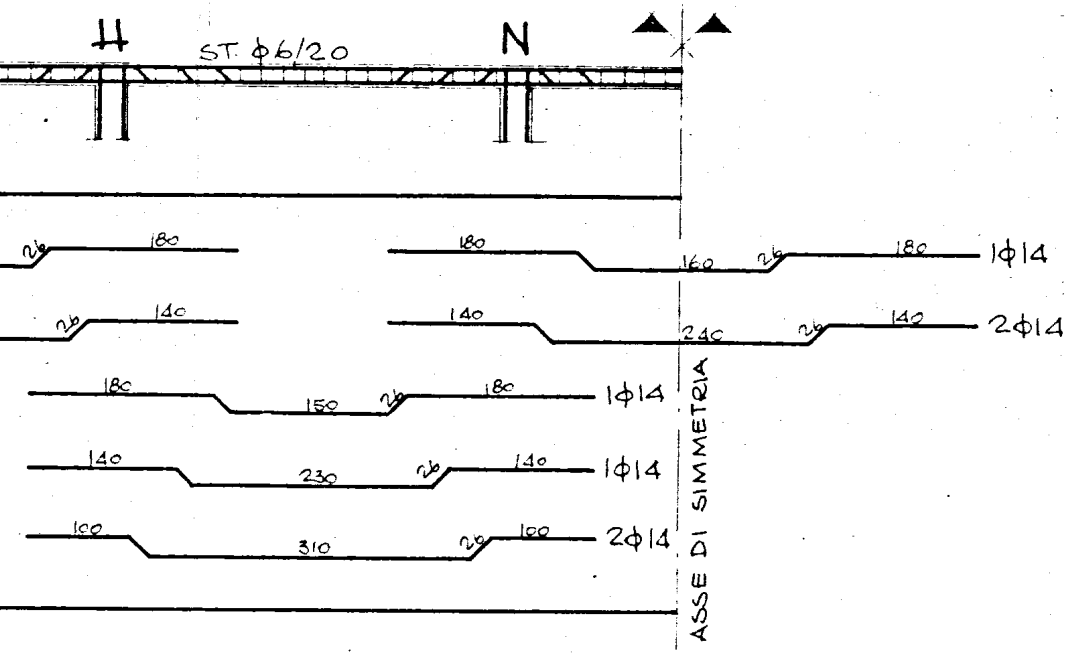
H
N
ST. ϕ6/20
180
26
180
160
26
180
1ϕ14
140
26
140
240
26
140
2ϕ14
180
150
26
180
1ϕ14
140
230
26
140
1ϕ14
100
310
26
100
2ϕ14
ASSE DI SIMMETRIA

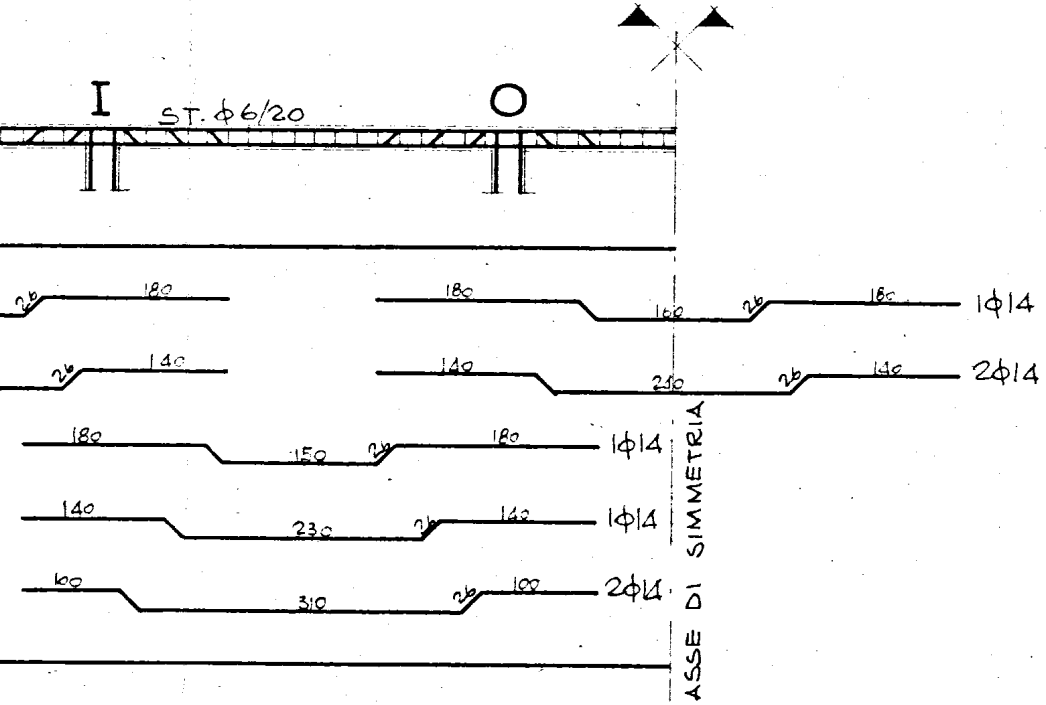
I
O
ST. ϕ6/20
180
26
180
160
26
180
1ϕ14
140
26
140
250
26
140
2ϕ14
180
150
26
180
1ϕ14
140
230
26
140
1ϕ14
100
310
26
100
2ϕ14
ASSE DI SIMMETRIA

GESTIONE CASE LAVORATORI (legge 14-2-1963)	intervento Nº 1312	stazione appaltante I. A. C. P.
QUARTIERE S. ELIA BRINDISI		**C.A.** **A2 21**

FABBRICATO Nº 6-7

lotto A2 carpenteria ed armature scala 1:50

EDILIZIA	Ing. D. Angelini		STRUTTURE C.	Ing. F. Paro
EDILIZIA	Ing. M. Borghese		IMPIANTI	Ing. P. Fabretti
EDILIZIA	Ing. G. Lenace		PROGRAMMAZ.	Ing. A. Maccari
EDILIZIA	Ing. I. Perretti		PROGRAMMAZ.	Ing. L. Poti
EDILIZIA	Ing. L. Poti		PROGRAMMAZ.	Ing. C. Rumstein
EDILIZIA	Arch. F. Pignatelli		COORDINATORE	Ing. A. Mainardi
EDILIZIA	Arch. G. Pinto		DIREZIONE L.	I. A. C. P.
STRUTTURE C.	Ing. F. Da enzo			

note

σ_f = 2000 Kg/cm²
cemento A25

controllo
visto