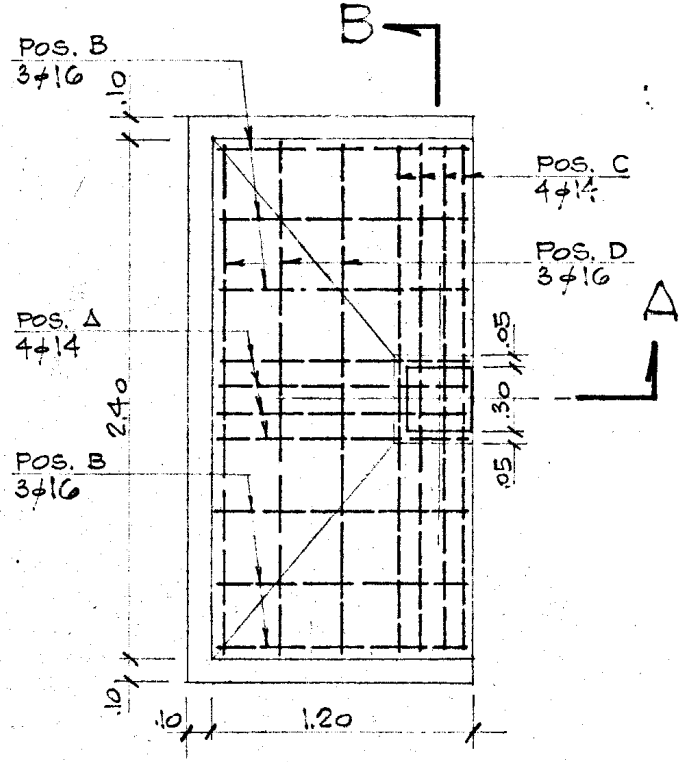
B
Pos. B
3ϕ16
.10
Pos. C
4ϕ14
Pos. D
3ϕ16
A
Pos. A
4ϕ14
.05
.30
.05
2.40
Pos. B
3ϕ16
.10
.10
1.20

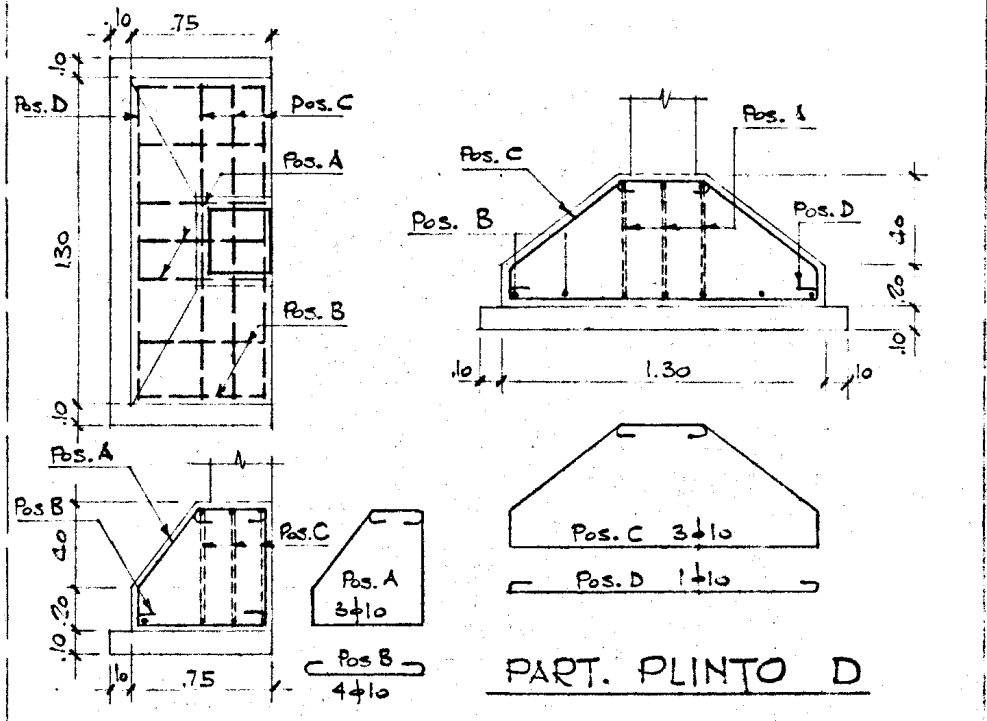
.10
.75
.10
Pos. D
Pos. C
Pos. A
1.30
Pos. B
.10
Pos. A
Pos B
.40
.20
.10
Pos. C
Pos. A
3ϕ10
Pos B
4ϕ10
.10
.75
Pos. A
Pos. C
Pos. B
Pos. D
.40
.20
.10
.10
1.30
.10
Pos. C 3ϕ10
Pos. D 1ϕ10

PART. PLINTO D

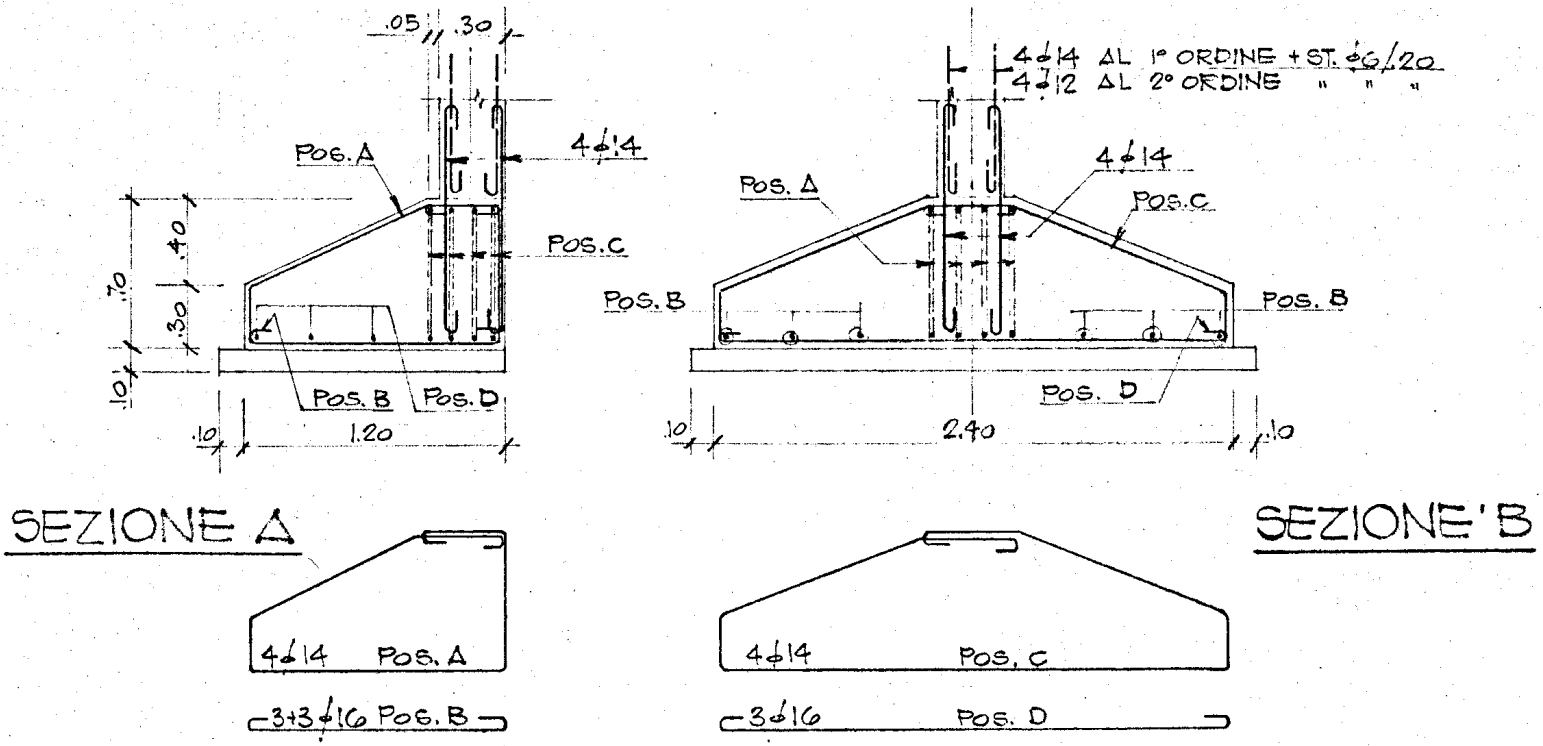
.05
.30
Pos. A
4ϕ14
Pos. C
.40
.70
.30
.10
Pos. B
Pos. D
.10
1.20
SEZIONE A
4ϕ14 Pos. A
3+3ϕ16 Pos. B
4ϕ14 AL 1° ORDINE + ST. ϕ6/20
4ϕ12 AL 2° ORDINE " " "
Pos. A
4ϕ14
Pos. C
Pos. B
Pos. B
Pos. D
.10
2.40
.10
SEZIONE'B
4ϕ14
Pos. C
3ϕ16
Pos. D

PARTICOLARE PLINTO C

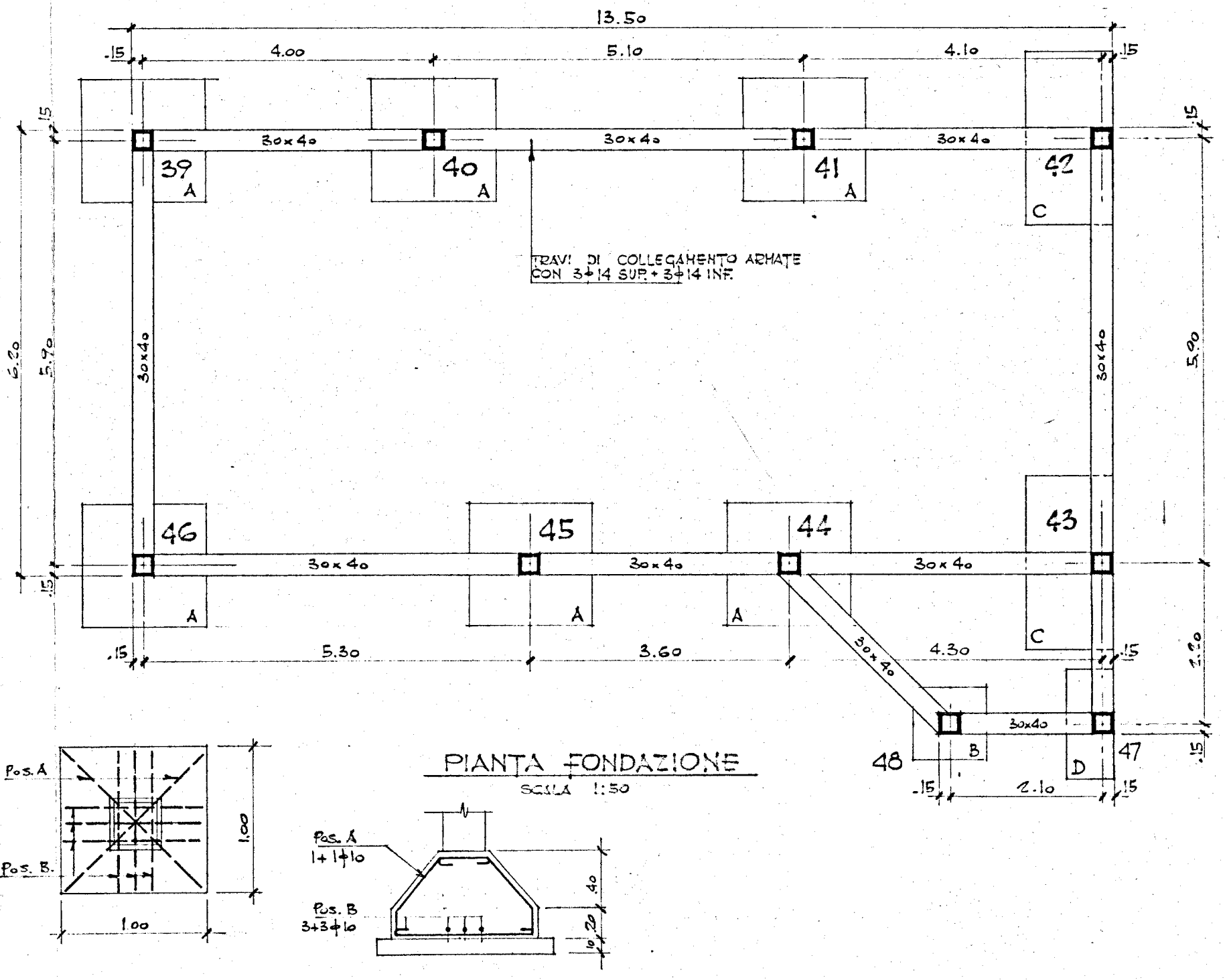
13.50
.15
4.00
5.10
4.10
.15
30x40
30x40
30x40
39
A
40
A
41
A
42
C
TRAVI DI COLLEGAMENTO ARMATE
CON 3φ14 SUP.+3φ14 INF.
6.20
5.90
30x40
30x40
5.90
46
45
44
43
30x40
30x40
30x40
A
A
A
C
.15
5.30
3.60
30x40
4.30
.15
2.20
30x40
48
B
47
D
.15
2.10
.15
.15
.15
Pos. A
Pos. B.
1.00
1.00
Pos. A
1+1φ10
Pos. B
3+3φ10
.40
.20
.10
Po.
Po

PIANTA FONDAZIONE

SCALA 1:50

PARTICOLARE PLINTO B

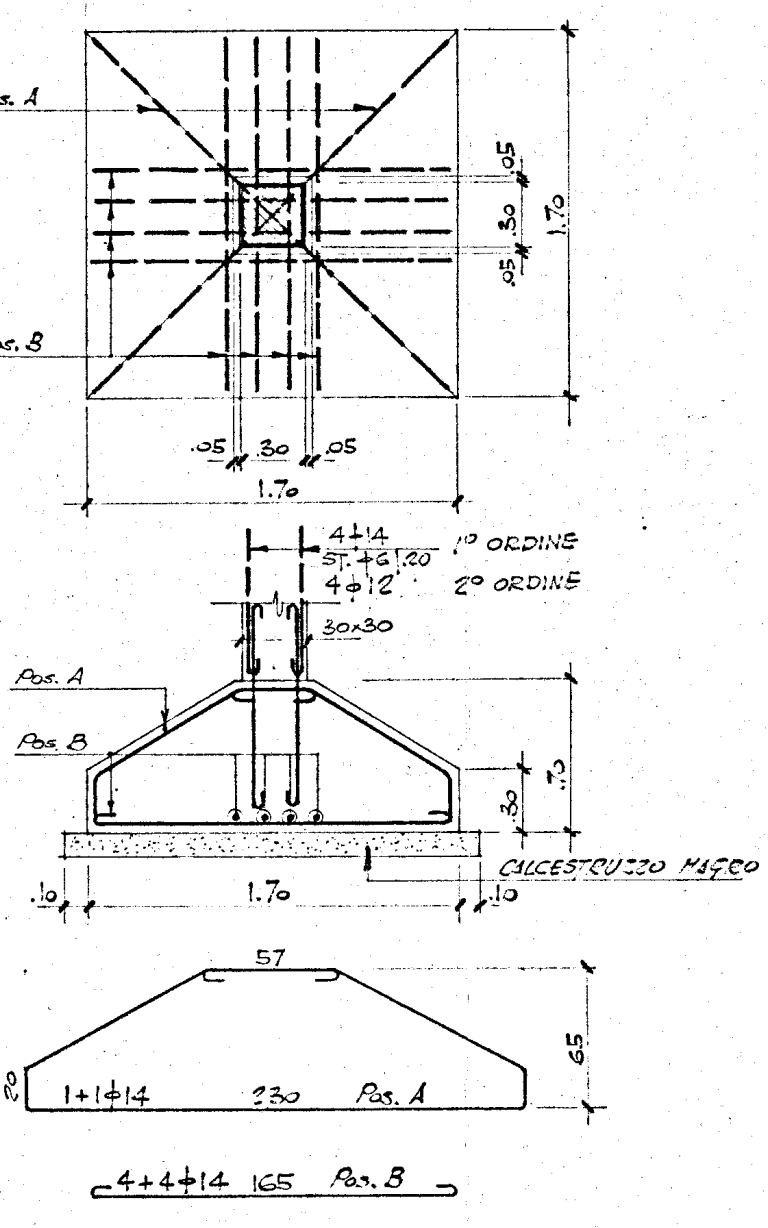
s. A
s. B
.05
.30
.05
1.70
.05
.30
.05
1.70
4φ14
ST. φ6 /.20
4φ12
1° ORDINE
2° ORDINE
30x30
Pos. A
Pos. B
.30
.70
CALCESTRUZZO MAGRO
.10
1.70
.10
57
65
20
1+1φ14
230
Pos. A
4+4φ14 165 Pos. B

PARTICOLARE PLINTO A

SCALA 1:25

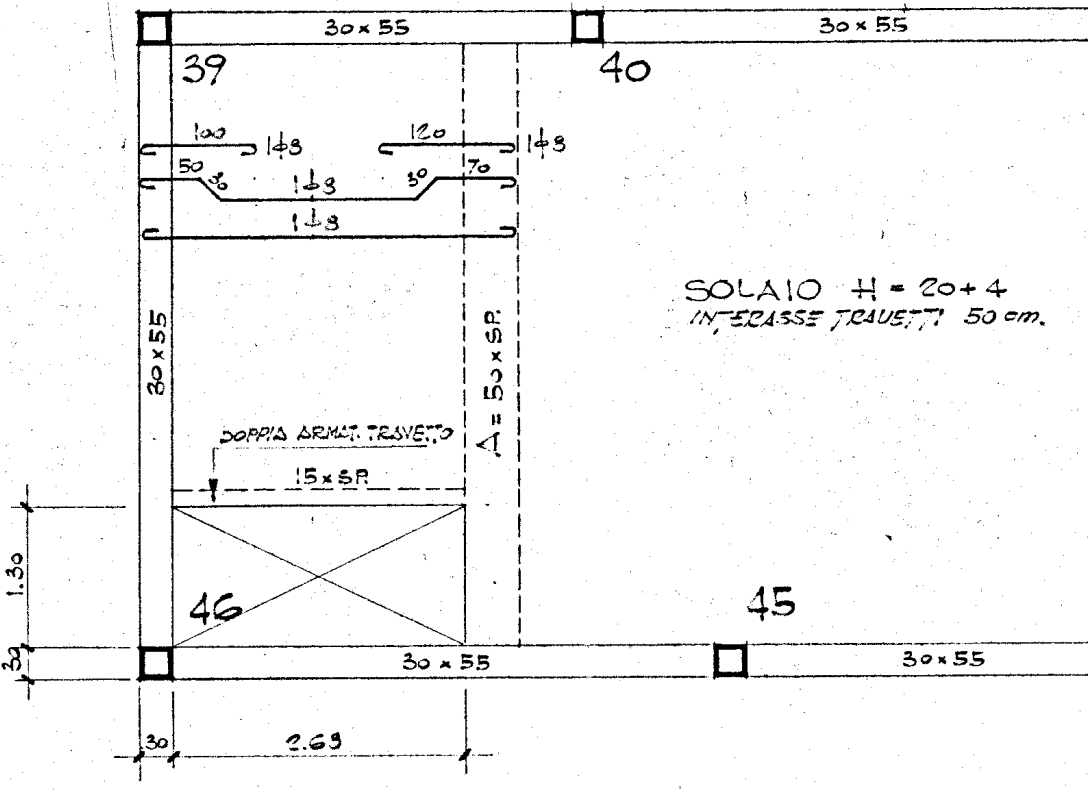
30x55
39
30x55
40
100
1φ8
120
1φ8
50
30
1φ8
30
70
1φ8
30x55
A = 50 x SP
DOPPIA ARMAT. TRAVETTO
15xSP
1.30
46
45
30
30 x 55
30x55
30
2.69

SOLAIO H = 20+4
INTERASSE TRAVETTI 50 cm.

CARPENTERIA I° SO

SCALA 1:50

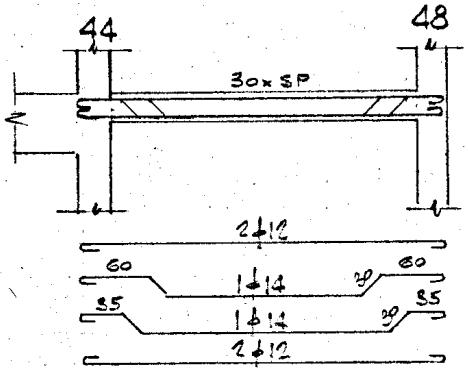
44
48
30xSP
2φ12
60
1φ14
30
60
35
1φ14
30
35
2φ12

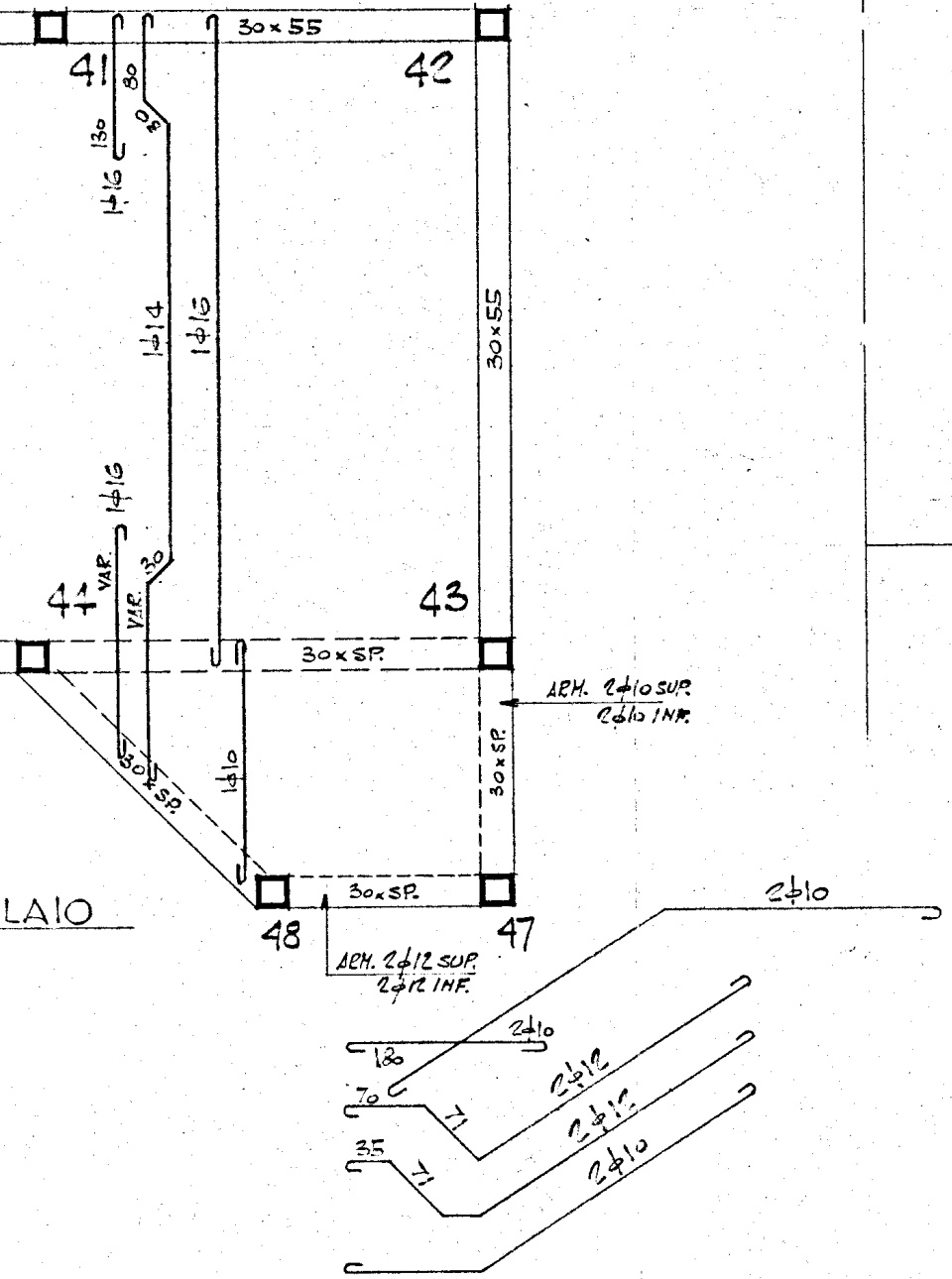

30×55
41
42
43
44
47
48
130
80
80
1ϕ16
1ϕ14
1ϕ16
30×55
VAR.
VAR.
30
1ϕ16
30×SP.
ARM. 2ϕ10 SUP.
2ϕ10 INF.
30×SP.
30×SP.
1ϕ10
30×SP.
ARM. 2ϕ12 SUP.
2ϕ12 INF.
LAIO
2ϕ10
120
2ϕ10
70
71
2ϕ12
35
71
2ϕ12
2ϕ10

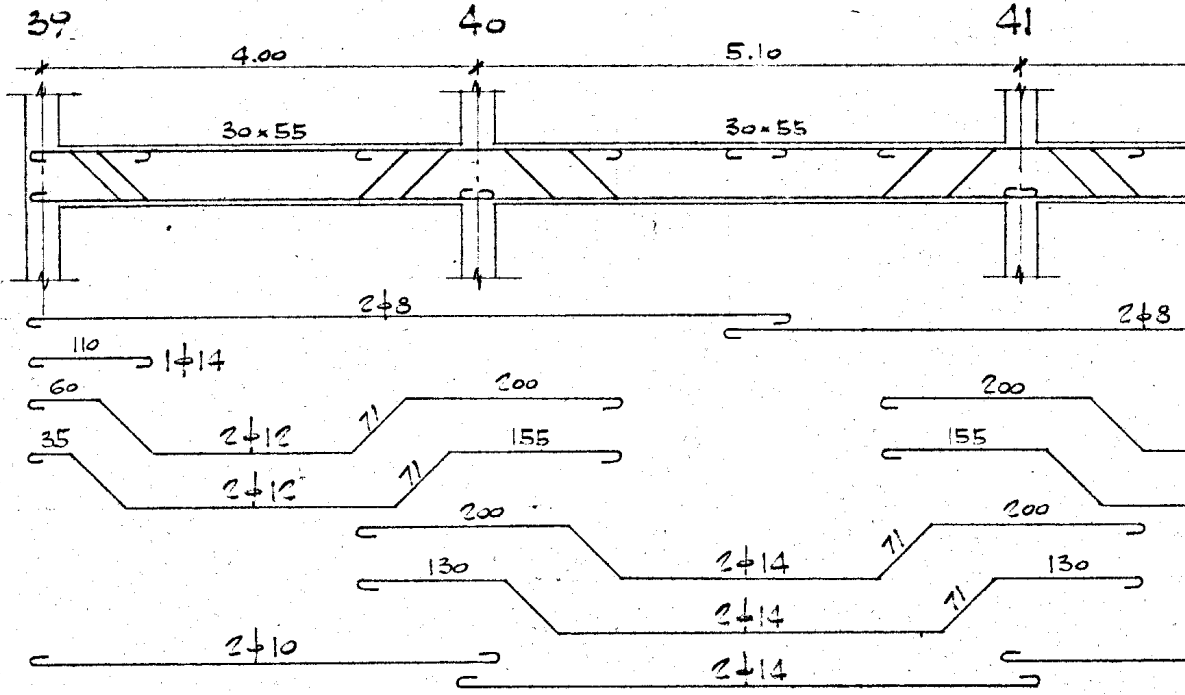

39
40
41
4.00
5.10
30×55
30×55
2ϕ8
2ϕ8
110
1ϕ14
60
200
200
2ϕ12
71
35
155
155
2ϕ12
71
200
200
2ϕ14
71
130
130
2ϕ14
71
2ϕ10
2ϕ14

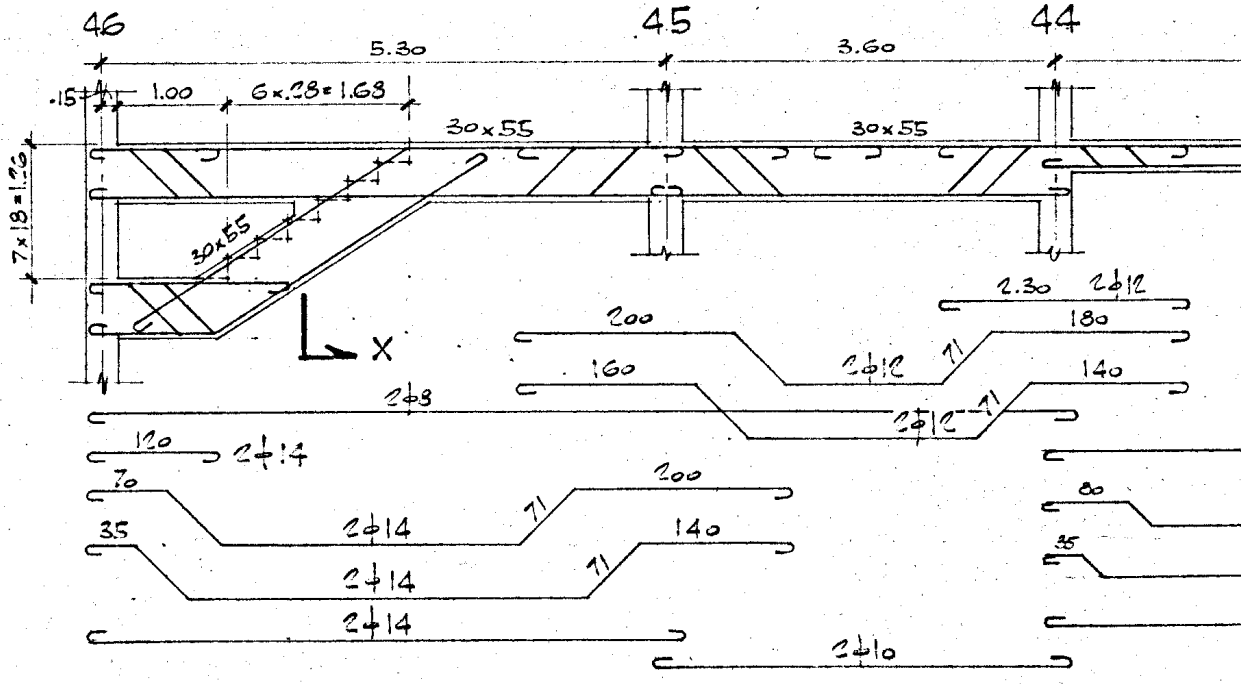

46
45
44
5.30
3.60
.15
1.00
6×.28=1.68
30×55
30×55
7×18=1.26
30×55
X
2.30
2ϕ12
180
200
2ϕ12
71
160
140
2ϕ12
71
2ϕ8
120
2ϕ14
80
70
200
2ϕ14
71
35
140
35
2ϕ14
71
2ϕ14
2ϕ10

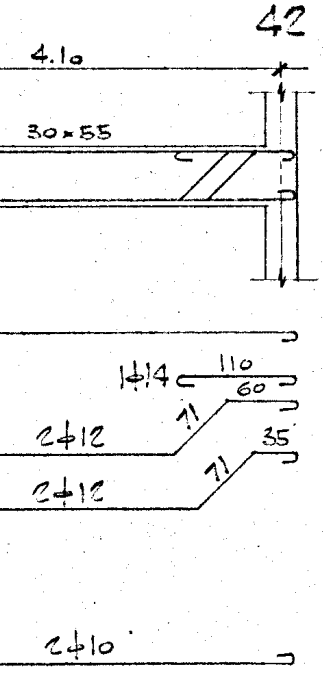
42
4.10
30×55
1⌀14 110 60
2⌀12 71 35
2⌀12 71
2⌀10

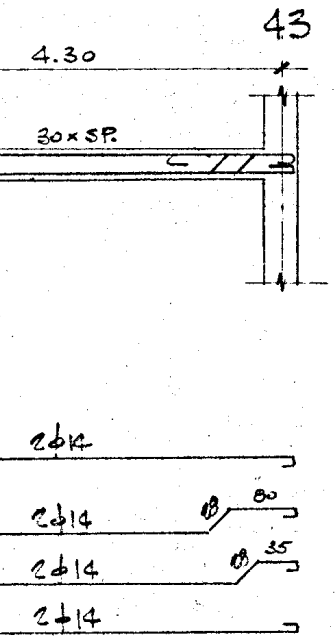
43
4.30
30×SP.
2⌀14
2⌀14 80
2⌀14 35
2⌀14

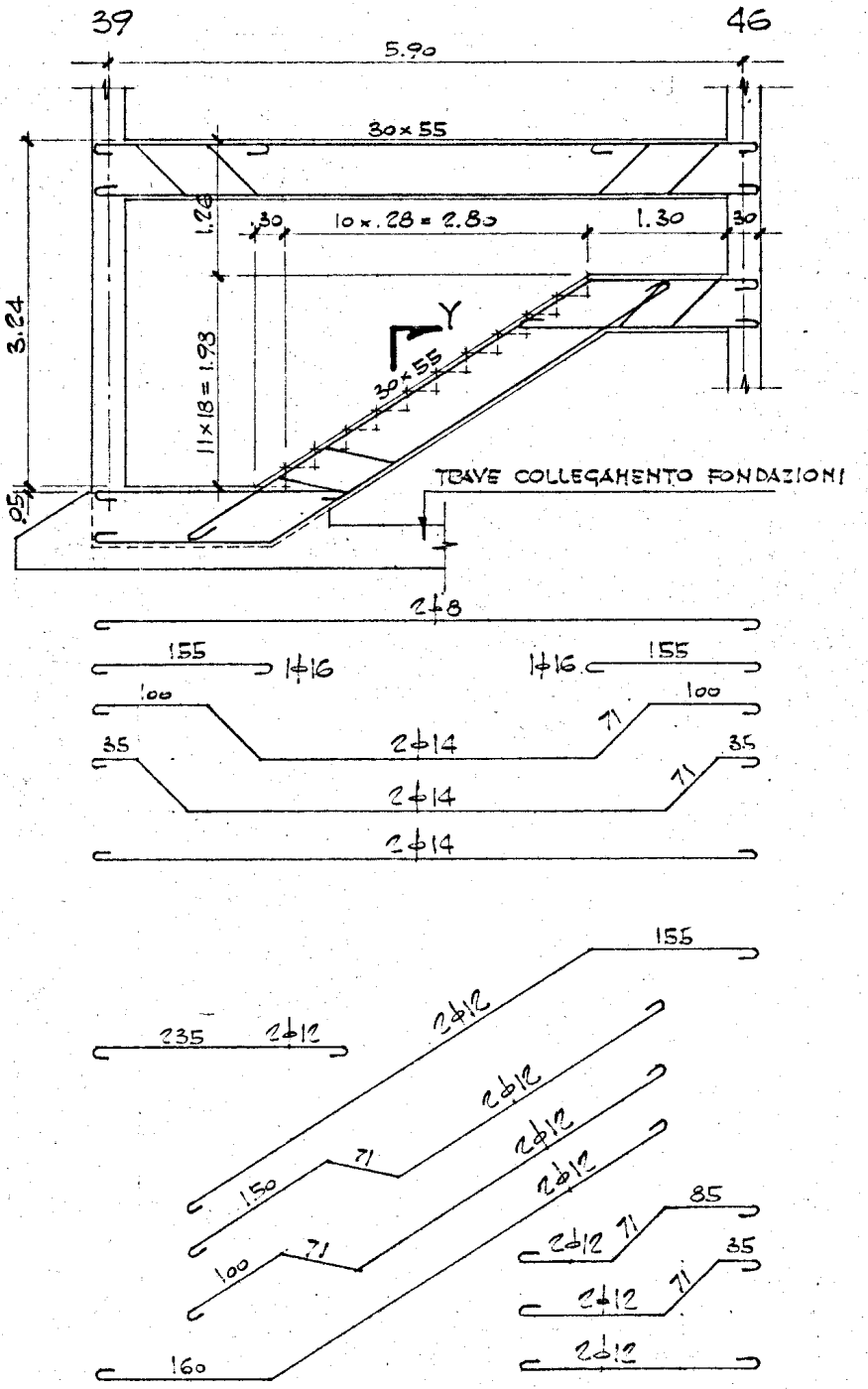
39
46
5.90
30×55
1.26
30
10×.28 = 2.80
1.30
30
3.24
11×18 = 1.93
Y
30×55
.15
TRAVE COLLEGAMENTO FONDAZIONI
2⌀8
155 1⌀16
1⌀16 155
100
100
71
2⌀14
35
35
71
2⌀14
2⌀14
155
235 2⌀12
2⌀12
2⌀12
150
71
2⌀12
2⌀12
100
71
85
2⌀12 71
35
2⌀12 71
2⌀12
160

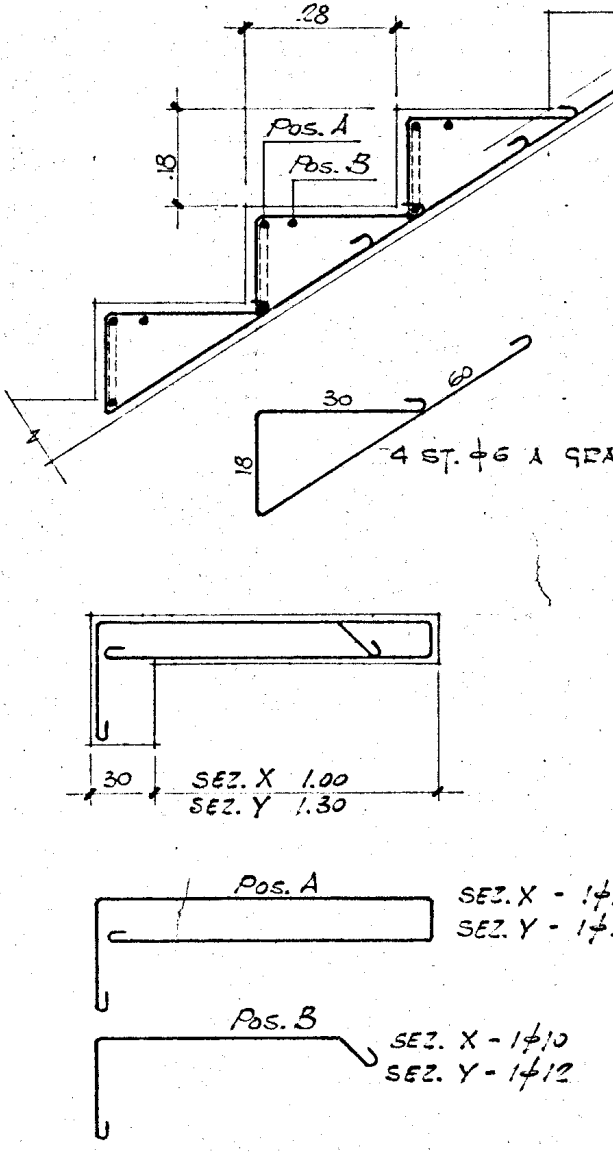
28
18
Pos. A
Pos. B
30
60
18
4 ST. ⌀6 A GRA
30
SEZ. X 1.00
SEZ. Y 1.30
Pos. A
SEZ. X - 1⌀
SEZ. Y - 1⌀
Pos. B
SEZ. X - 1⌀10
SEZ. Y - 1⌀12

PARTICOLARE ARMATURA GRADINO

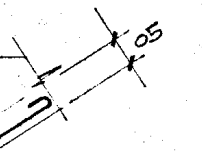

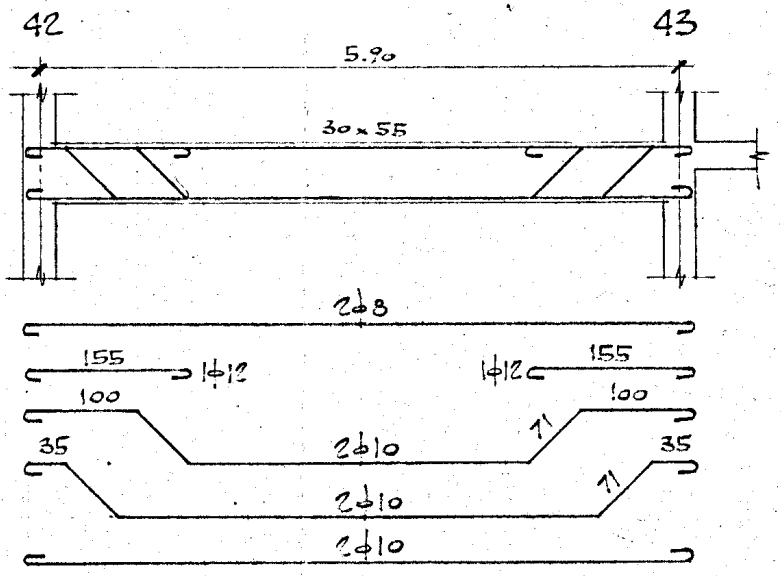

42
43
5.90
30x55
2φ8
155
1φ12
1φ12
155
100
100
2φ10
71
35
35
2φ10
71
2φ10

DINO

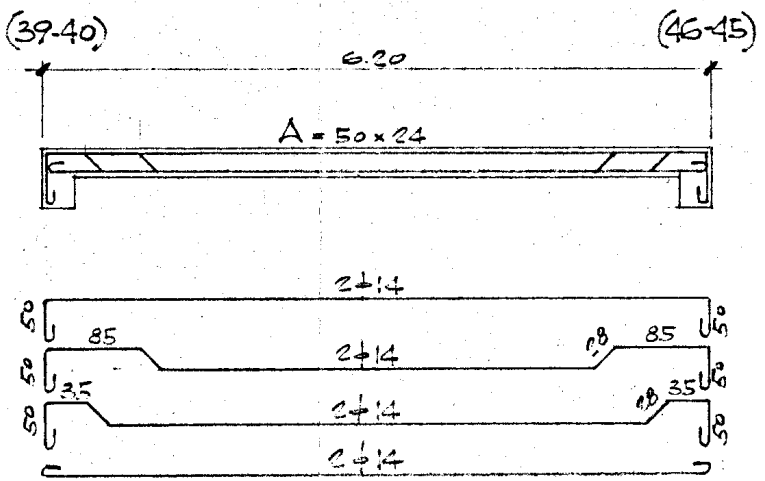

(39-40)
(46-45)
6.20
A = 50x24
2φ14
50
50
85
2φ14
28
85
50
50
35
2φ14
28
35
50
50
2φ14

/0
/2

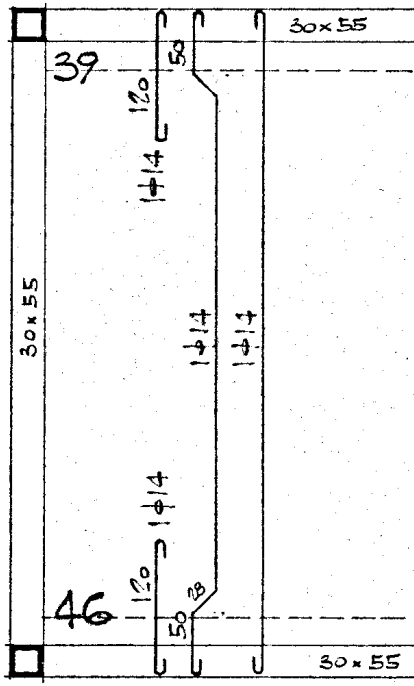

30x55
39
50
120
1φ14
30x55
1φ14
1φ14
1φ14
46
120
28
50
30x55

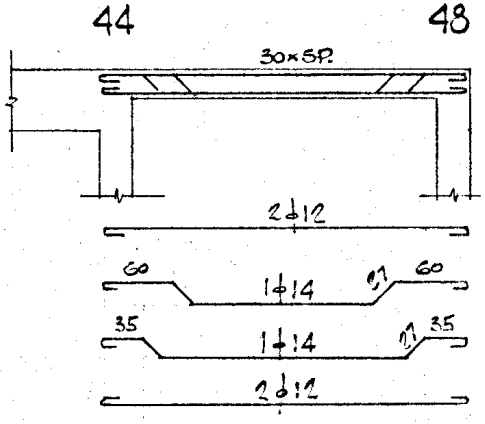

44
48
30x52
2φ12
60
1φ14
27
60
35
1φ14
27
35
2φ12

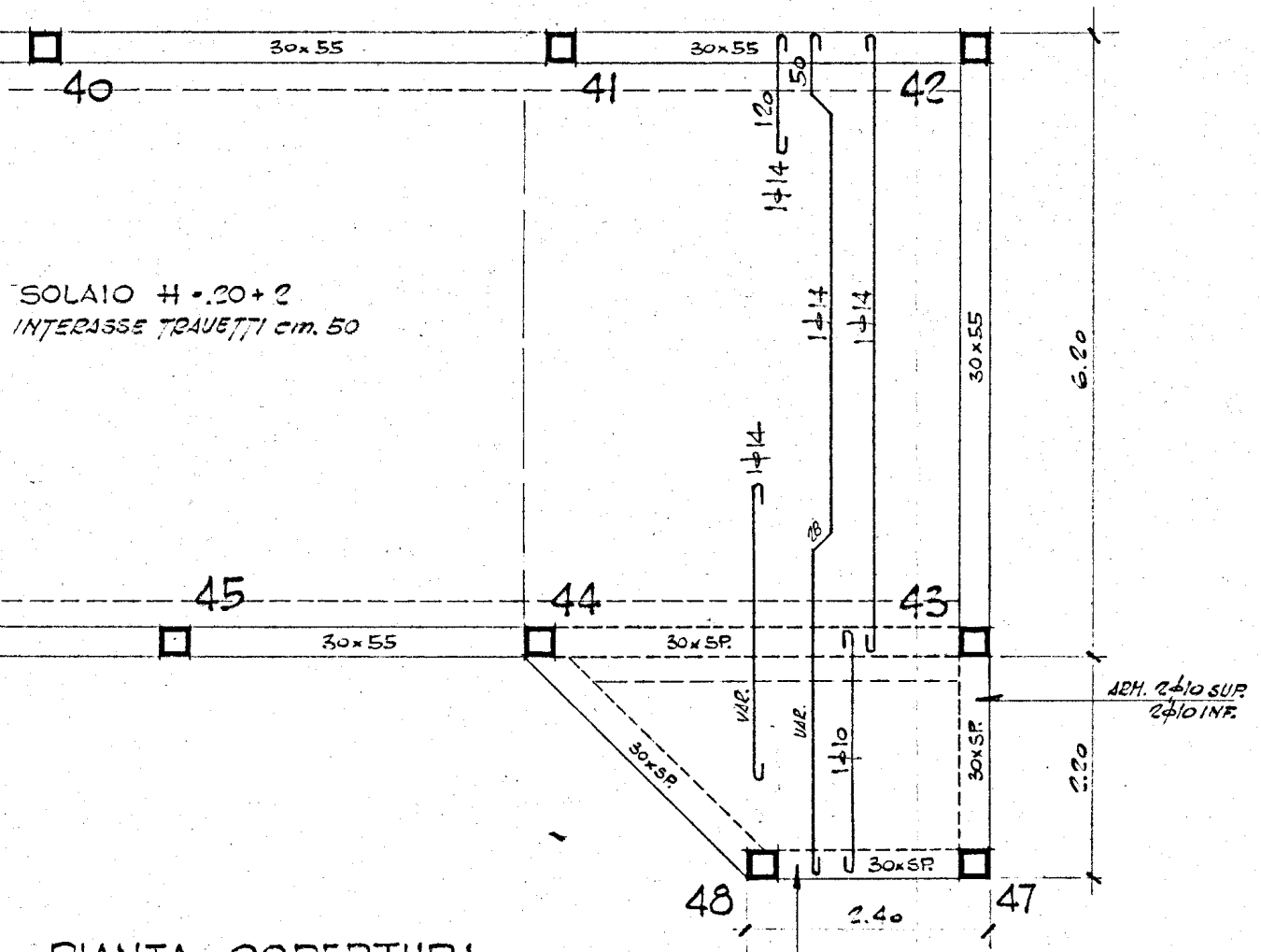
30x55
30x55
40
41
42
SOLAIO H=.20+2
INTERASSE TRAVETTI cm. 50
50
120
1φ14
1φ14
1φ14
1φ14
28
30x55
6.20
45
44
43
30x55
30x SP.
VAR.
VAR.
1φ10
30x SP.
30x SP.
ARM. 2φ10 SUP.
2φ10 INF.
2.20
30x SP.
48
2.40
47
ARM. 2φ12 SUP.
2φ12 INF.

PIANTA COPERTURA

SCALA 1:50

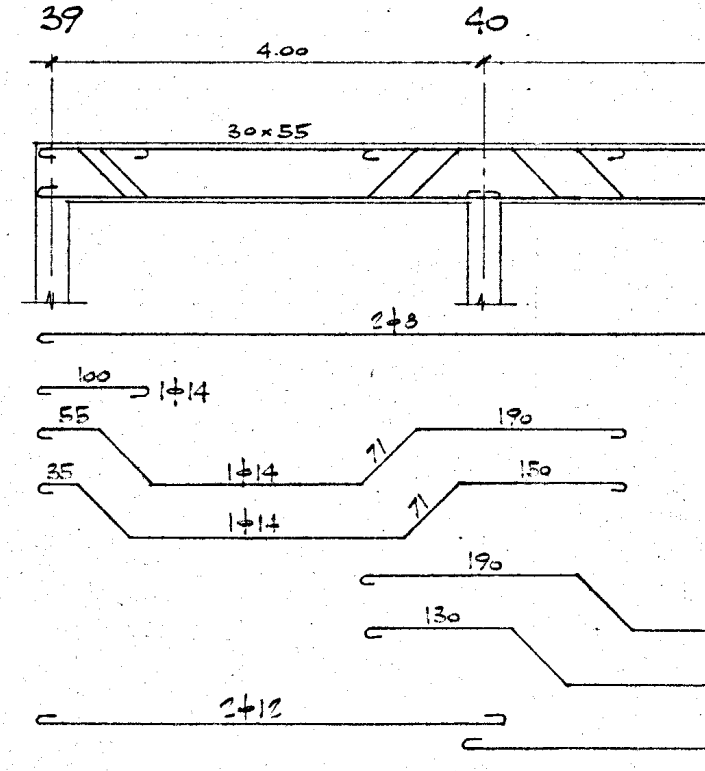
39
40
4.00
30x55
2φ8
100
1φ14
55
190
1φ14
71
35
150
1φ14
71
190
130
2φ12

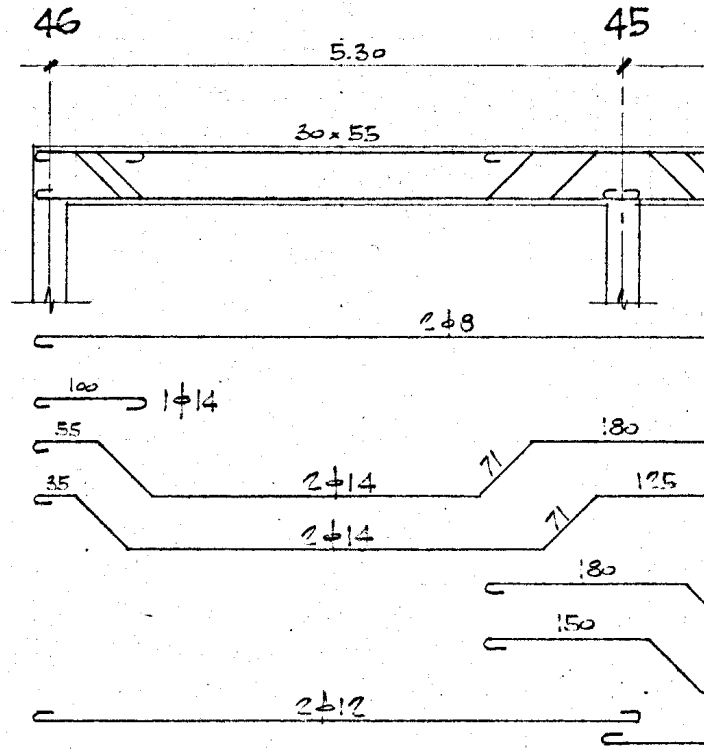
46
45
5.30
30x55
2φ8
100
1φ14
55
180
2φ14
71
35
125
2φ14
71
180
150
2φ12

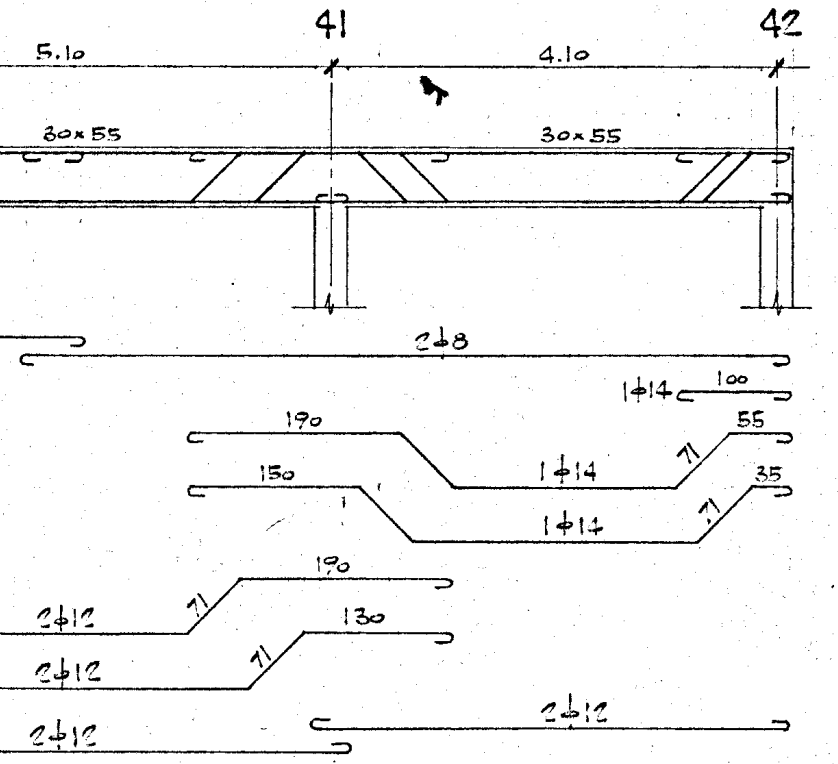
41
42
5.10
4.10
30×55
30×55
2φ8
1φ14 100
190
55
1φ14
150
35
1φ14
190
2φ12
130
2φ12
2φ12
2φ12

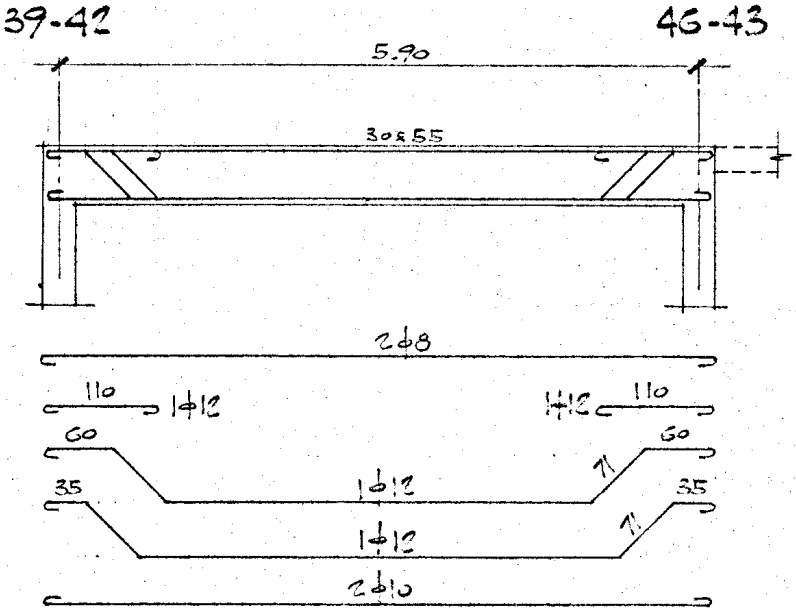
39-42
46-43
5.90
30×55
2φ8
110 1φ12
1φ12 110
60
60
1φ12
35
35
1φ12
2φ10

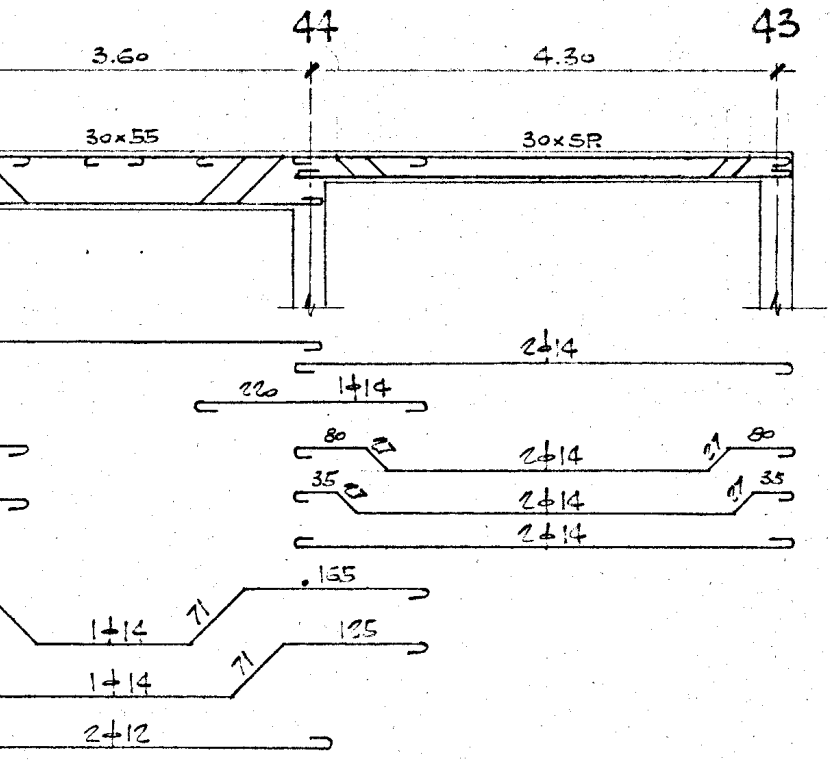
44
43
3.60
4.30
30×55
30×55
2φ14
220 1φ14
80
80
2φ14
35
35
2φ14
2φ14
165
1φ14
165
1φ14
2φ12

N.B.: SU TUTTE LE TRAVI STAFFE φ6/20.

5-4-1965	VARIATA ZONA TRA I PIL. 47-48	PR
DATA	MODIFICHE	DATA

COOPERATIVA "17 GIUGNO"
BRINDISI

STRUTTURE PALAZZINA SERVIZI

DIS. N°
43701

CALCESTRUZZO $\sigma_{c28} \geq 250$ Kg/cm²
CEMENTO 730 A 300 Kg/mc
FERRO SEMIDURO AQ 50-60

DATA
20-11-1964

SCALA
1:25 - 1:50 - 1:10

DISEGNATO
PR

CONTROLLATO