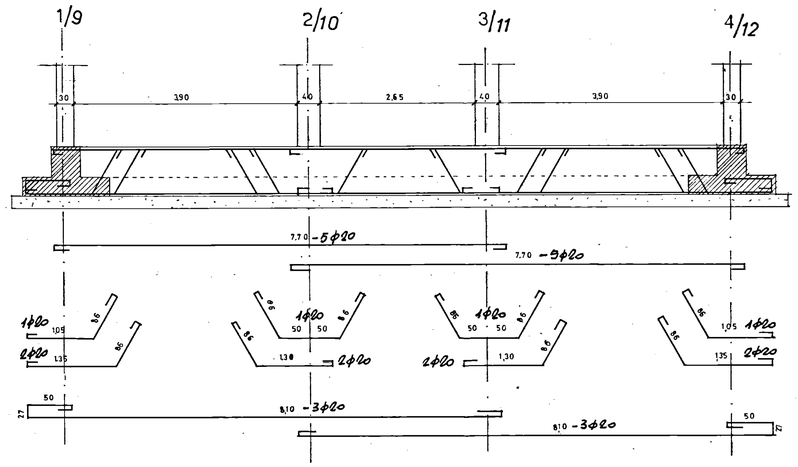

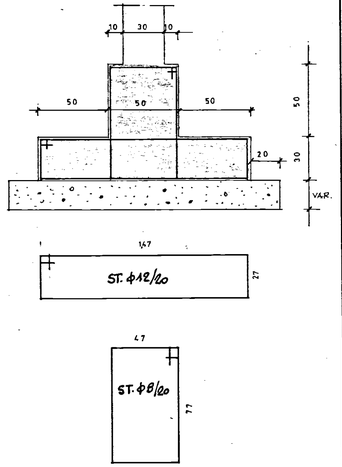

TABELLA PILASTRI							
Nº	PIANO TERRA E PRIMO		SECONDO-TERZO PIANO		PIANO ATTICO		STAFFE
1-9	30x40	6ϕ14	30x35	4ϕ14	—	—	ϕ6/15
2-10	30x40	6ϕ14	30x35	4ϕ14	—	—	"
3-11	30x40	6ϕ14	30x35	4ϕ14	—	—	"
4-12	30x40	6ϕ14	30x35	4ϕ14	—	—	"
5	30x40	6ϕ14	30x40	4ϕ14 2ϕ12	—	—	"
6	30x40	6ϕ14	30x40	4ϕ14 2ϕ12	30x30	4ϕ12	"
7	30x40	6ϕ14	30x40	4ϕ14 2ϕ12	30x30	4ϕ12	"
8	30x40	6ϕ14	30x40	4ϕ14 2ϕ12	30x30	4ϕ12	"
PARETE ASCENSORE	STESSORE 20 cm.	1ϕ12/20	IDEM	IDEM	IDEM	IDEM	ϕ6/40

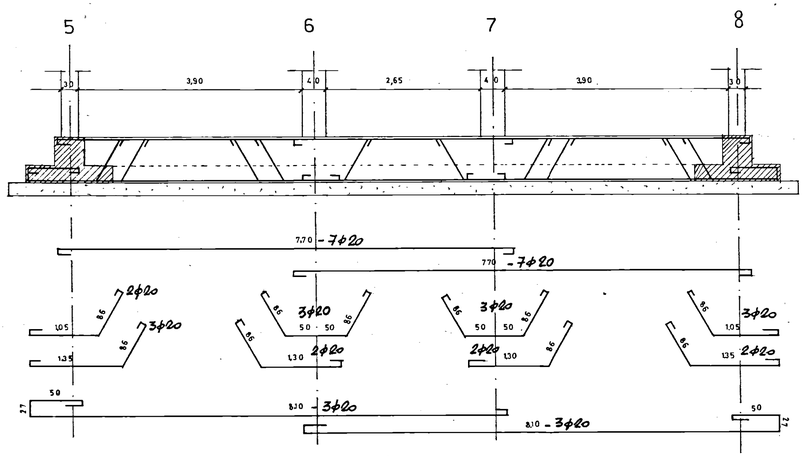

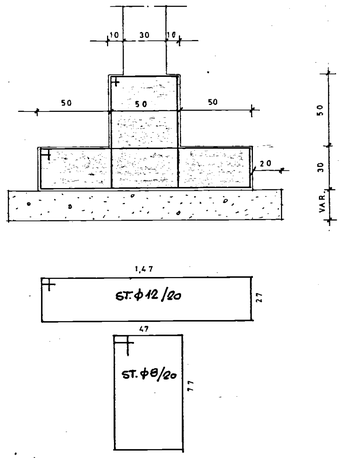

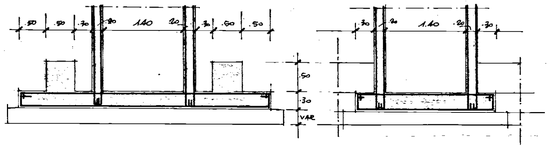

PARTICOLARE ASCENSORE

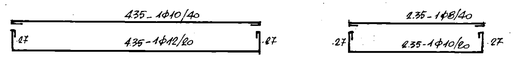

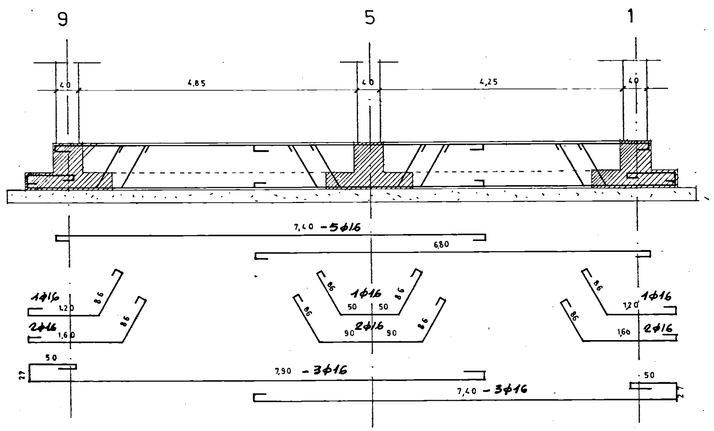

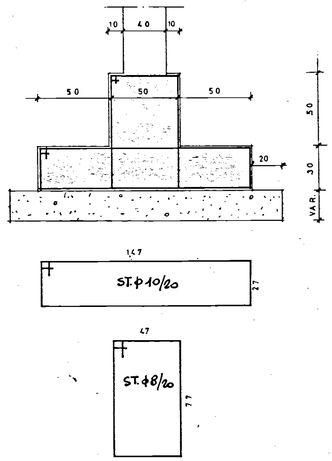

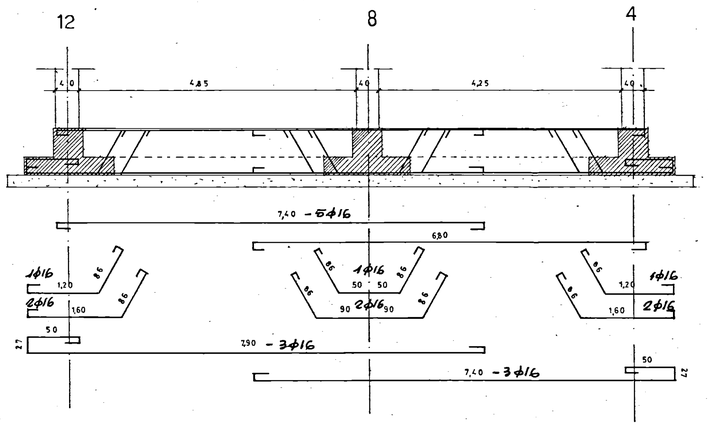

STUDIO TECNICO ing. JURILLI Giuseppe
Via Tarantini - 6 - BR -

CALCOLI STATICI DEI FABBRICATI SOCIALI
COOPERATIVA EDILIZIA "IL TETTO" IN BRINDISI
AL RIONE S. ELIA

progetto e D.L.: ing. JURILLI Giuseppe

Impresa:

1's

ARMATURA TRAVI ROVESCE

- 9 MAG. 1973

SCALA - 1:50 - 1:20

UFFICIO DEL GENIO CIVILE DI BRINDISI
VISTO: Si esprime parere favorevole ai sensi della legge 1-6-1971 n. 291 N. 1393
di prot. 9 MAGGIO 1973

URGENTE CAP.