ISTITUTO AUTONOMO CASE POPOLARI
BRINDISI

LEGGE 27-5-1975-N 166 | **PROGRAMMA DI INTERVENTO 001/43/1**

progetto per la costruzione di alloggi popolari in brindisi quartiere s. elia est

FABBRICATO 3 ALLOGGI 50 DA VANI 6 = VANI 300

CALCOLO STRUTTURE IN C.A.

T A V.	F O N D A Z I O N I (sol. ad angolo)
RAPP.	
PROGETTO	ufficio progettazione i. a. c. p.
CALCOLI IN C.A.	dott. ing. pantaleo tommasi
IMPRESA	tommasi benvenuto
caratteristiche dei materiali	calcestruzzo R 250 ferro FeB 32 cemento a q.li a in fondazione calcestruzzo R 200 ferro FeB 22 cemento a q.li
DATA	

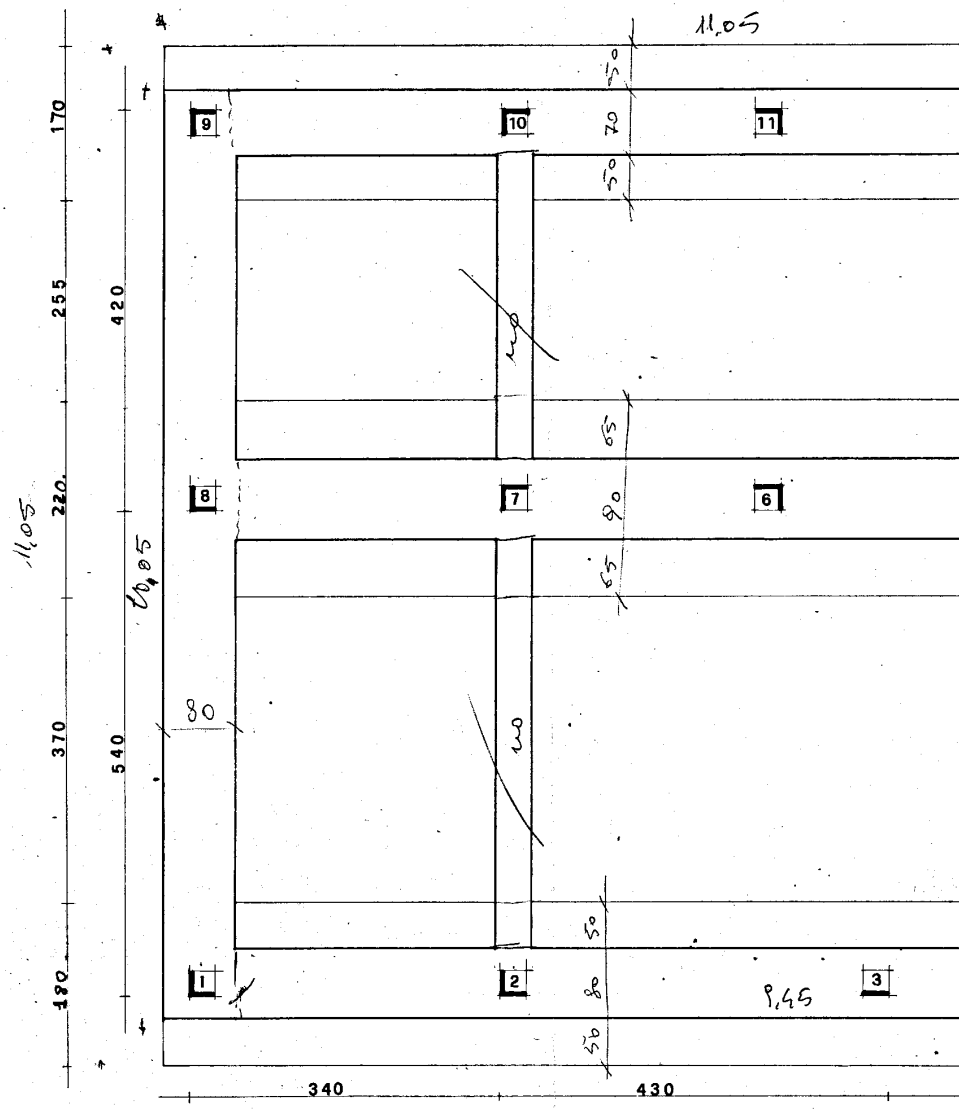
11,05
11,05
10,05
170
255
220
370
180
420
540
9
10
11
8
7
6
1
2
3
50
70
50
65
90
65
50
80
50
30
30
80
9,45
340
430

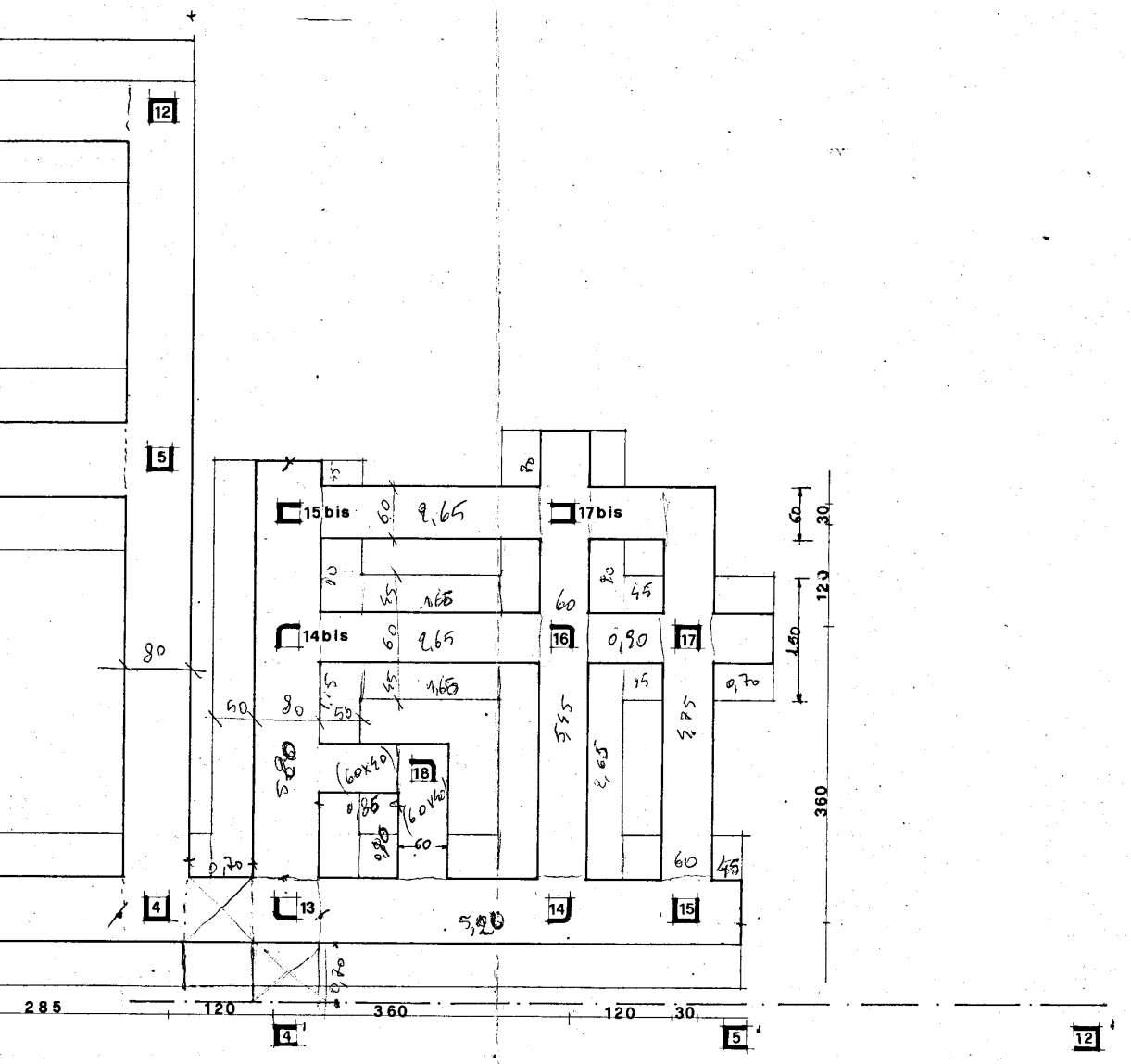

12
5
4
80
50
80
50
15 bis
17 bis
14 bis
60
2,65
1,65
45
60
2,65
1,65
45
60
16
0,90
17
0,70
45
45
18
(60x40)
(60x40)
0,85
60
5,45
2,65
2,75
60
45
0,70
13
14
15
5,20
0,70
285
120
360
120
30
4
5
12
60
30
120
150
360

TRAVE 8- 7- 6- 5

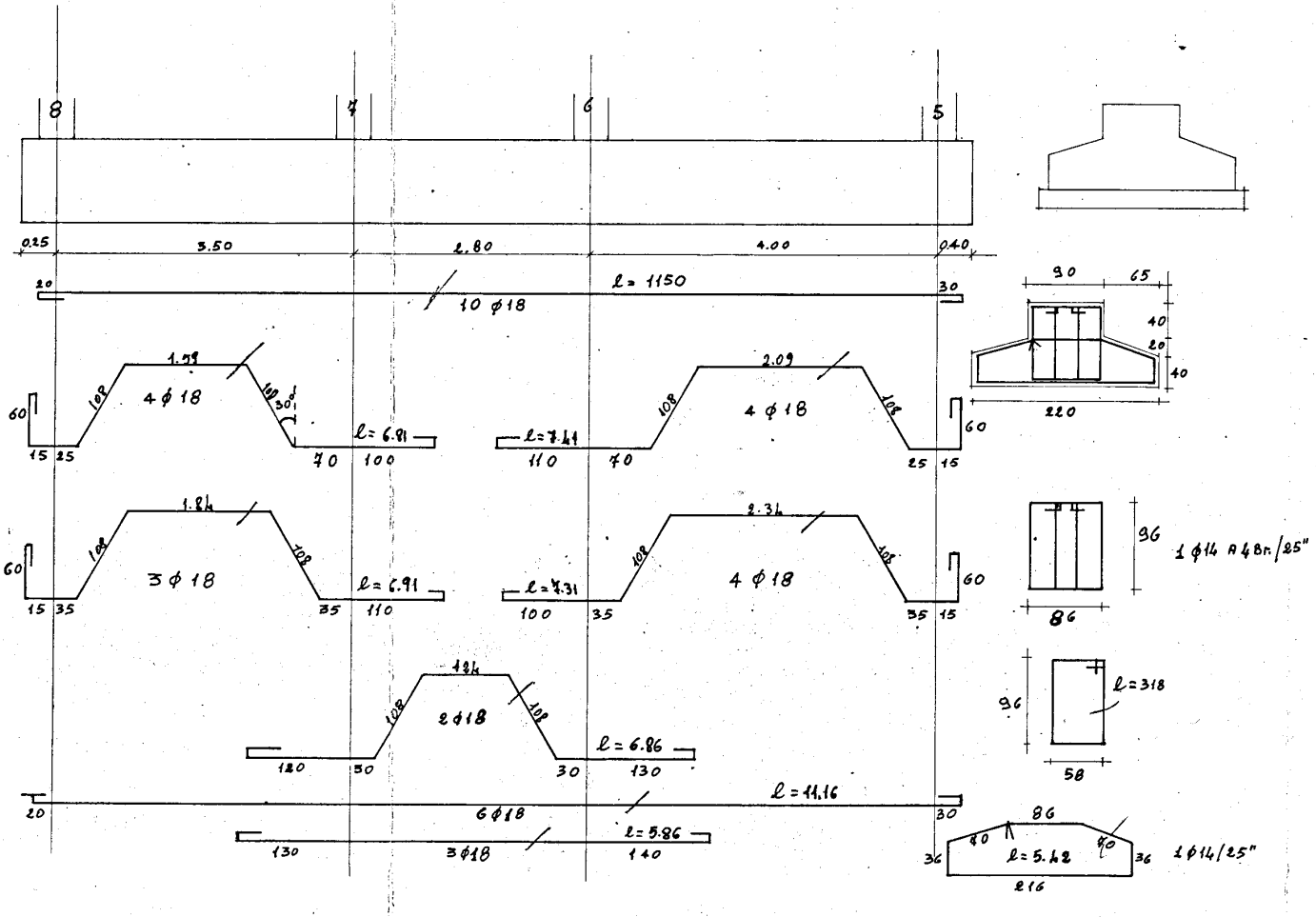
8
7
6
5
0.25
3.50
2.80
4.00
0.40
20
l= 1150
30
10 ϕ18
1.59
4 ϕ 18
108
108
30°
60
15
25
70
100
l= 6.91
l= 7.41
110
70
2.09
4 ϕ 18
108
108
60
25
15
1.84
3 ϕ 18
108
108
60
15
35
35
110
l= 6.91
l= 7.31
100
35
2.34
4 ϕ 18
108
108
60
35
15
1.24
2ϕ18
108
108
120
30
30
130
l= 6.86
20
6ϕ18
l= 11.16
30
130
3ϕ18
l= 5.86
140
90
65
40
20
40
220
96
86
1 ϕ14 A 4 Br./25"
96
l= 318
58
86
40
l= 5.42
40
36
36
216
1ϕ14/25"

TRAVE 9

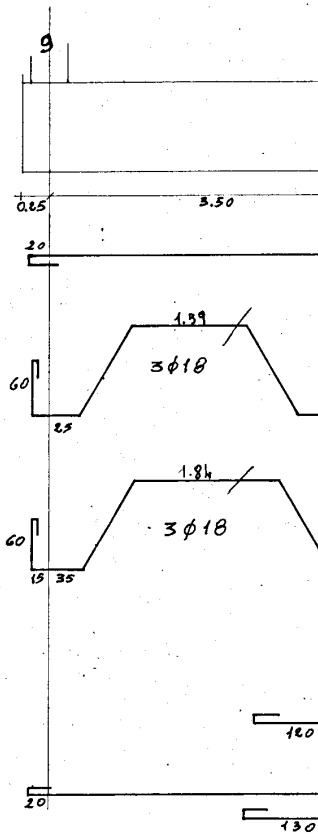
9
0.25
3.50
20
1.59
3ϕ18
60
25
1.84
3 ϕ 18
60
15
35
120
20
130

- 10 - 11 - 12

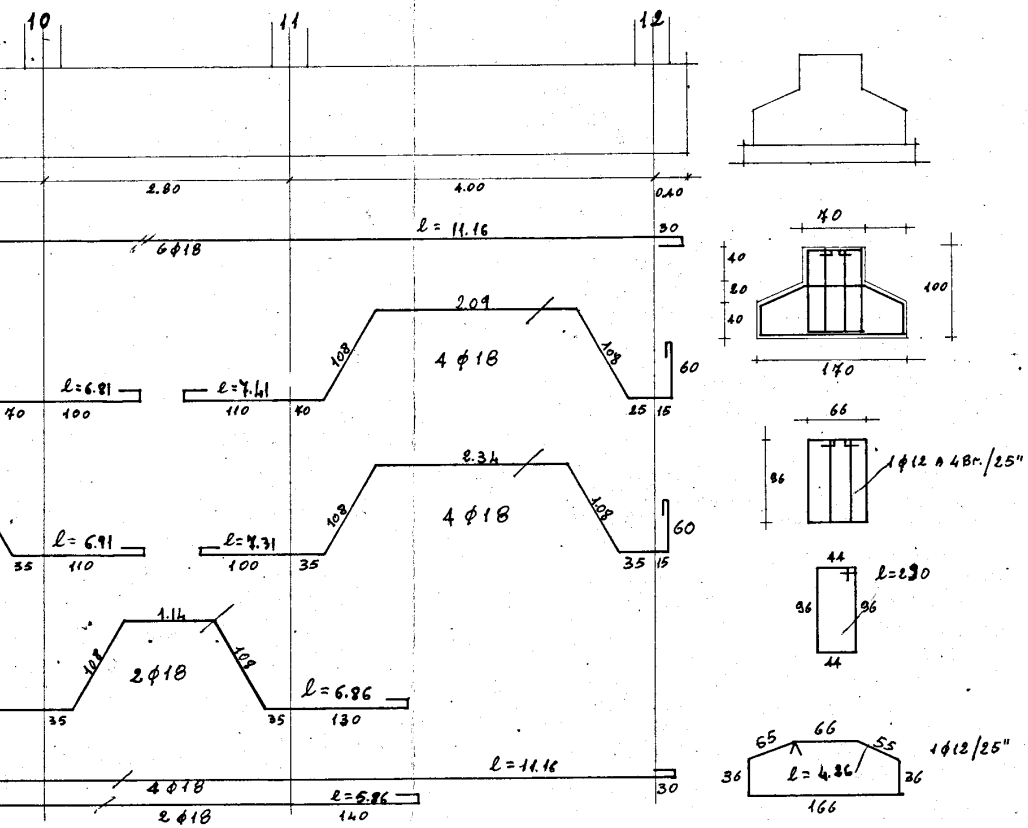
10
11
12
2.80
4.00
0.40
l = 11.16
30
6φ18
2.09
4φ18
108
108
60
l=6.81
l=7.41
70
100
110
40
25
15
2.34
4φ18
l= 6.91
l=7.31
35
110
100
35
35
15
60
1.14
2φ18
108
108
l=6.86
35
35
130
l=11.16
4φ18
30
l=5.86
2φ18
140
70
40
20
40
100
170
66
36
1φ12 a 4Br./25"
44
96
96
44
l=230
65
66
55
1φ12/25"
36
l=4.36
36
166

TRAVE 1-2-3-4-13-14-15

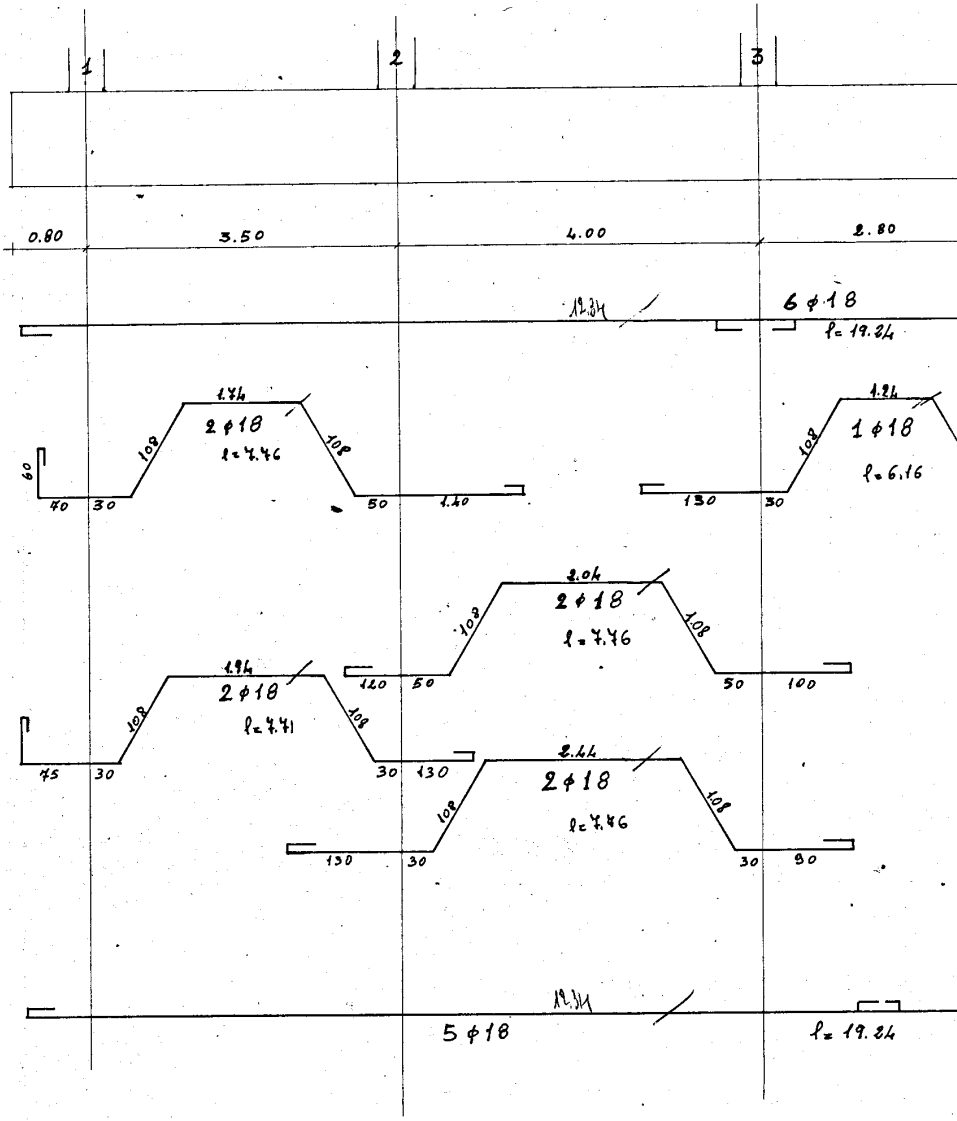
1
2
3
0.80
3.50
4.00
2.80
12.34
6φ18
l=19.24
1.74
2φ18
l=7.46
108
108
60
40
30
50
1.40
1.24
1φ18
l=6.16
108
130
30
2.04
2φ18
l=7.76
108
108
120
50
50
100
1.94
2φ18
l=7.41
108
108
75
30
30
130
2.44
2φ18
l=7.76
108
108
130
30
30
90
12.34
5φ18
l=19.24

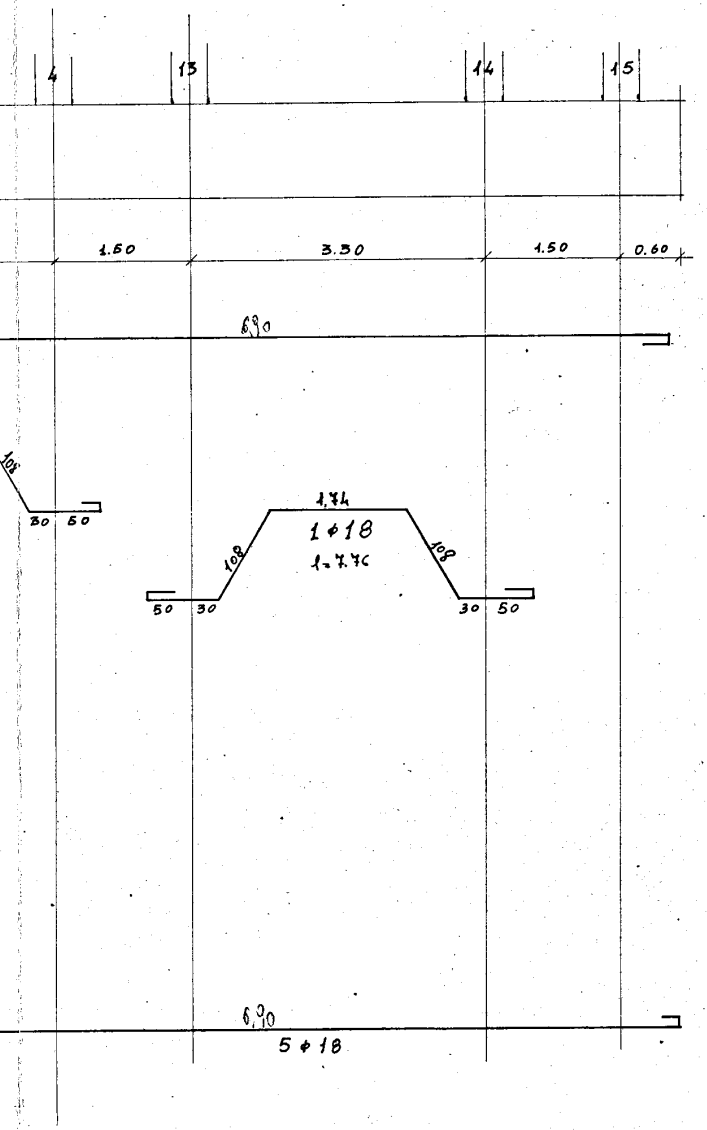
4
13
14
15
1.50
3.30
1.50
0.60
6,90
108
30
50
1.74
1ϕ18
l=7.76
108
108
50
30
30
50
6,90
5ϕ18

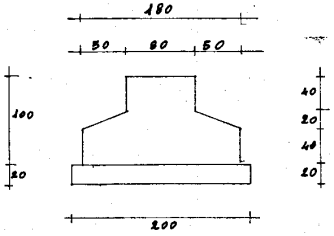
180
50
80
50
100
20
40
20
40
20
200

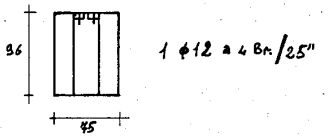
36
45
1 ϕ12 a 4 Br./25"

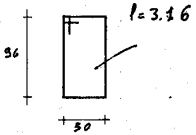

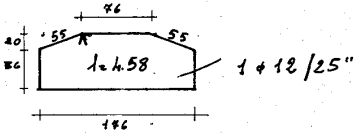
76
20
36
55
55
l=4.58
176
1 ϕ 12 /25"

TRAVE 14BIS 16-17≡14-16-17BIS

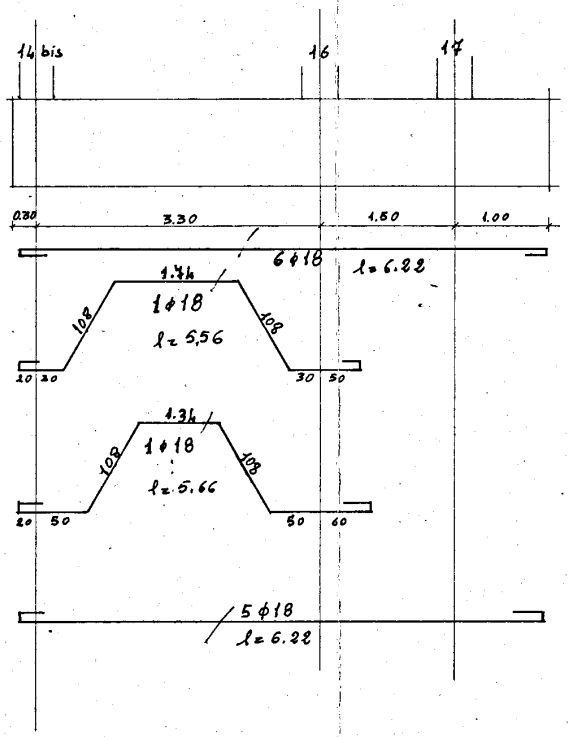
14 bis
16
17
0.30
3.30
1.50
1.00
6ϕ18
l=6.22
1.74
1ϕ18
l=5,56
108
108
20
30
30
50
1.34
1ϕ18
l=5.66
108
108
20
50
50
60
5ϕ18
l=6.22

TRAVE 15BIS -17BIS - 0
" 15- 17 - 0

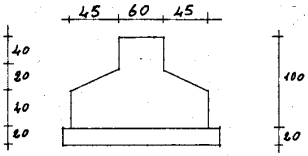
45
60
45
40
20
40
20
100
20

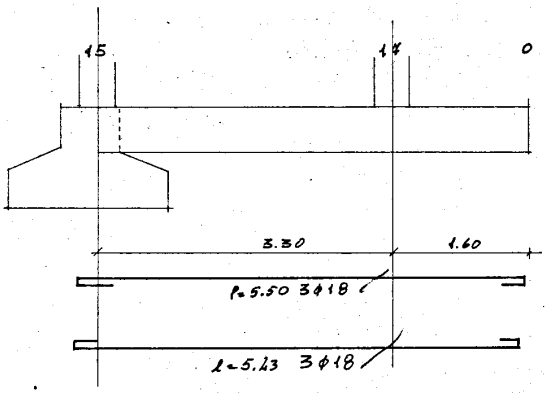
15
17
0
3.30
1.60
l=5.50 3φ18
l=5.43 3φ18

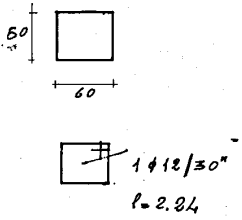
50
60
1φ12/30"
l=2.24

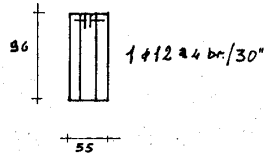
96
1φ12 a 4 br./30"
55

TRAVE (13 14)-18 ASCENSORE

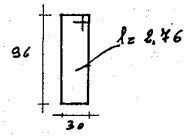

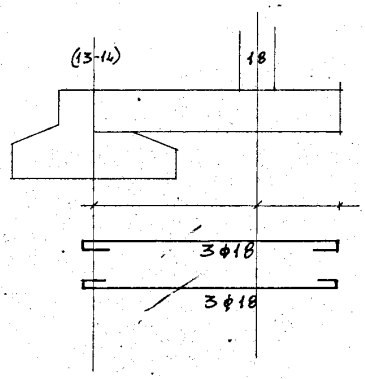
(13-14)
18
3φ18
3φ18

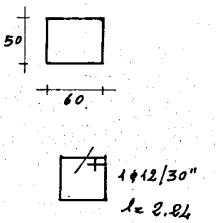
50
60
1φ12/30"
l= 2.24

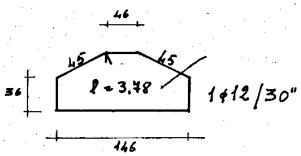
46
45
45
l=3.78
36
1φ12/30"
146

TRAVE 1-8-9 COME 4-5-12 DELLA SOLUZIONE IN LINEA