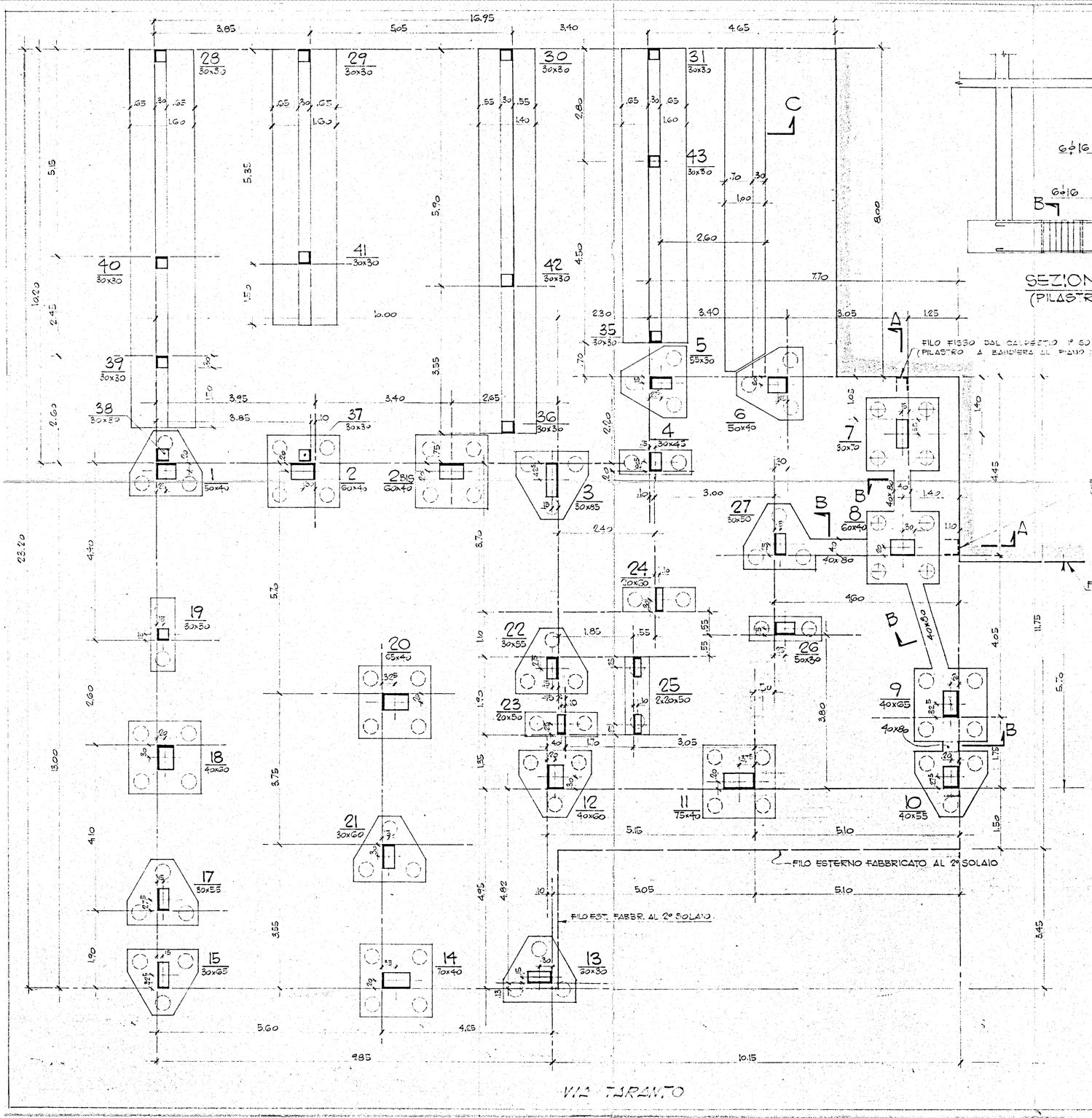

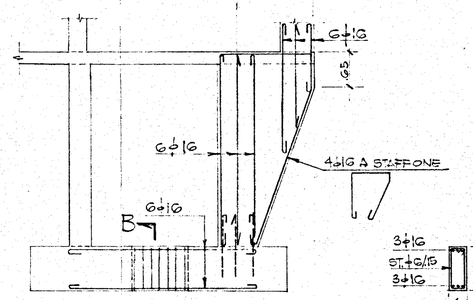

SEZIONE A
(PILASTRI 7 E 8)

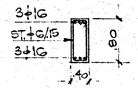

SEZIONE B

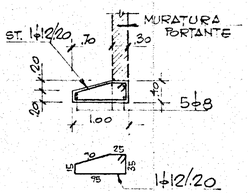

SEZIONE C

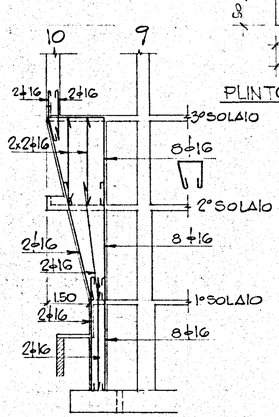

SEZIONE D
(PILASTRO 10) SCALA 1:100

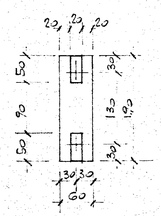

PLINTO 25

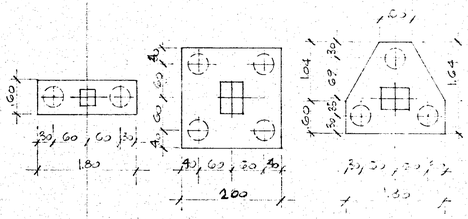

PALI DI FONDAZIONE: { PORTATA = 35 t. / DIAMETRO = 300 mm. / INTERASSE = m. 1,20 }

N.B. - SE NECESSARIO IMPOSTARE I PLINTI 23 E 25 A QUOTA PIÙ BASSA PER LASCIARE ESTRADOSSO INFERIORE ASCENSORE

TABELLA PILASTRI

PILASTRI	1° ORDINE DIMENSIONI cm.	ARMATURA	STAFFE
1	50 x 40	6 ϕ16	4ϕ/20
2	60 x 40	6 ϕ16	
3	30 x 85	8 ϕ14	
4	30 x 45	6 ϕ14	
5	55 x 30	6 ϕ16	
6	50 x 40	6 ϕ16	
7	30 x 70	6 ϕ16	
8	60 x 40	6 ϕ16	
9	40 x 65	6 ϕ16	
10	40 x 55	12 ϕ16	
11	75 x 40	8 ϕ16	
12	40 x 60	6 ϕ16	
13	60 x 30	6 ϕ16	
14	70 x 40	4 ϕ16	
15	30 x 65	6 ϕ16	
17	30 x 55	6 ϕ14	
18	40 x 60	6 ϕ16	
19	30 x 30	4 ϕ16	
20	65 x 40	6 ϕ16	
21	30 x 60	6 ϕ16	
22	30 x 55	6 ϕ14	
23	20 x 50	4 ϕ13	
24	20 x 50	4 ϕ13	
25	2x20 x 50	6 ϕ13	
26	50 x 30	4 ϕ13	
27	30 x 50	4 ϕ13	
28 ÷ 43	30 x 30	4 ϕ13	
2 BIS	60 x 40	6 ϕ16	

DATA	MODIFICHE	DISEGNATO
21-9-1965	SPOST. PIL. 2BIS E 36 - ELIMIN. PIL. 32-33-34 - END. MURO - ARMAT. PIL. 10 - COLLEG. 8-9-10	l/p
6-9-1965	QUOTE FILI FISSI PIL 1-2-2bis-3-4-11-20-22-23-29-30-41-42-37	l/p
3-8-1965	QUOTE FILI FISSI - AGGIUNTI PILASTRI 24 ÷ 43	l/p

COOP. "AUSONIA" BRINDISI

FILI FISSI E FONDAZIONI

CALCESTRUZZO: $\sigma_{28} \geq 250$ Kg./cm.²
CEMENTO: TIPO 730 A 300 Kg./mc.
FERRO: AQ 50 ÷ 60.

SCALA 1:50 ÷ 1:100 | DISEGNATO l/p | DATA 21-7-65

DIS. N° 45301