1/6

UFFICIO DEL GENIO CIVILE - BRINDISI

Si attesta che copia del presente atto risulta depositato presso questo Ufficio ai sensi della legge 5-11-1971 n 1086

Il Funzionario addetto

Visto: L'INGEGNERE CAPO
(Renato Lonace)

Impresa Corrado Eumeo

IACP
Brindisi

Costruzione case popolari in LATIANO - canale C

PROGETTO DELLE STRUTTURE

TAV. 3

ARMATURA TRAVI DI FONDAZIONE

data: marzo 75

A.E. CORRADO, Ingegnere Calcolatore

G. IAIA, Ingegnere Direttore Lavori

A. LONGO, Ingegnere Capo I A C P

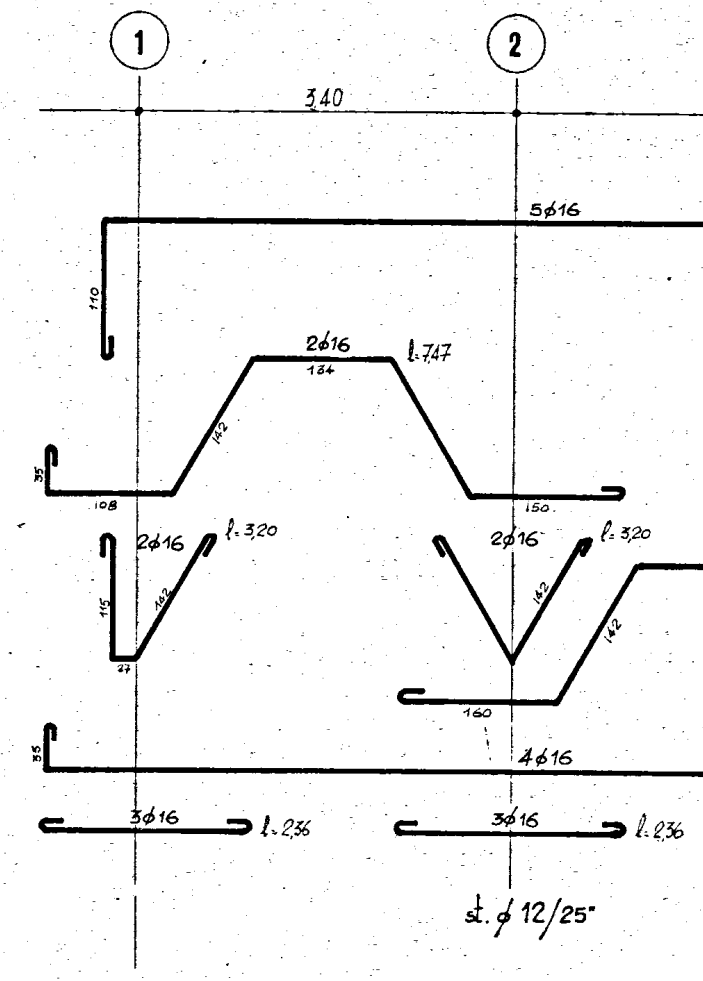

1
2
3,40
5ϕ16
110
2ϕ16
134
l. 7,47
142
35
108
150
2ϕ16
l. 3,20
115
142
27
2ϕ16
l. 3,20
142
142
160
35
4ϕ16
3ϕ16
l. 2,36
3ϕ16
l. 2,36
st. ϕ 12/25"

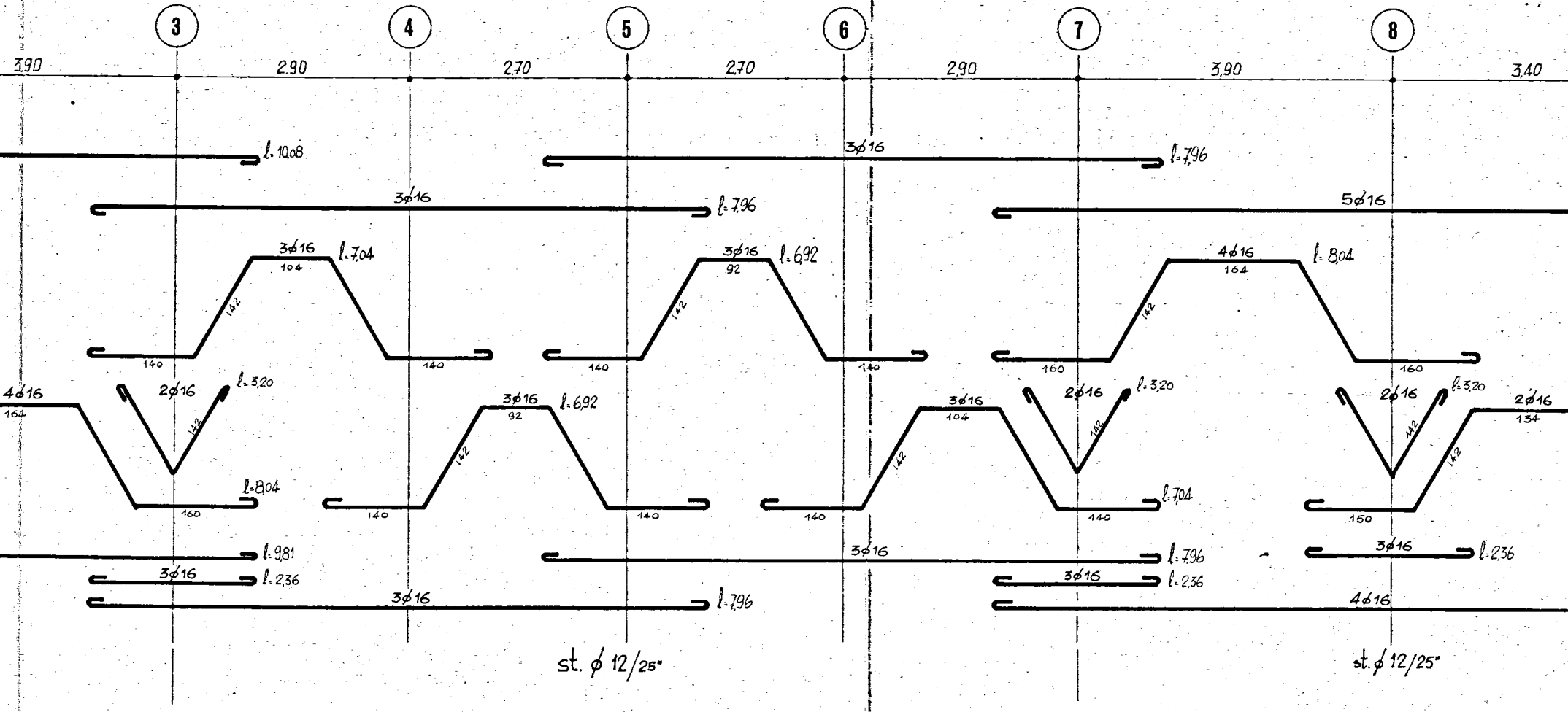

3
4
5
6
7
8
3,90
2,90
2,70
2,70
2,90
3,90
3,40
l. 10,08
3ϕ16
l. 7,96
3ϕ16
l. 7,96
5ϕ16
3ϕ16
l. 7,04
104
142
140
140
3ϕ16
l. 6,92
92
142
140
140
4ϕ16
l. 8,04
164
142
160
160
4ϕ16
164
160
l. 8,04
2ϕ16
l. 3,20
142
3ϕ16
l. 6,92
92
142
140
140
3ϕ16
104
142
140
2ϕ16
l. 3,20
142
140
l. 7,04
2ϕ16
l. 3,20
142
2ϕ16
134
142
150
l. 9,81
3ϕ16
l. 2,36
3ϕ16
l. 7,96
3ϕ16
l. 7,96
3ϕ16
l. 2,36
3ϕ16
l. 2,36
4ϕ16
st. ϕ 12/25"
st. ϕ 12/25"

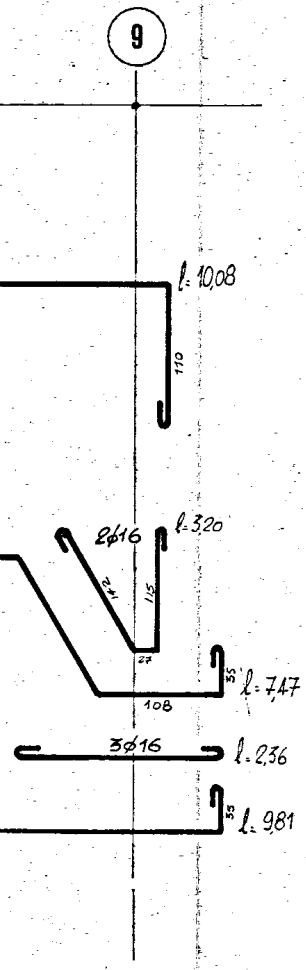
9
l: 10,08
110
2ϕ16
l: 3,20
142
115
27
35
l: 7,47
108
3ϕ16
l: 2,36
35
l: 9,81

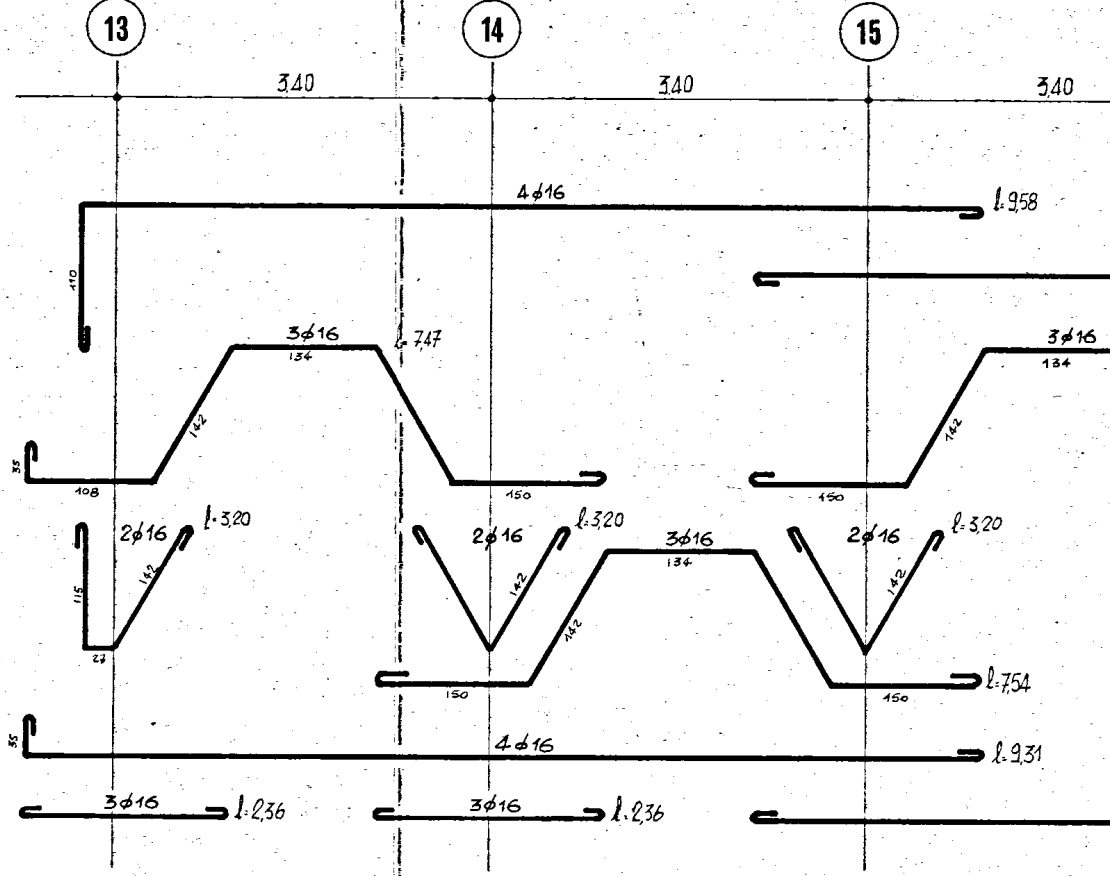
13
14
15
3,40
3,40
3,40
4ϕ16
l: 9,58
110
3ϕ16
134
l: 7,47
142
35
108
150
150
3ϕ16
134
142
2ϕ16
l: 3,20
115
142
27
2ϕ16
l: 3,20
142
3ϕ16
134
142
150
2ϕ16
l: 3,20
142
150
l: 7,54
35
4ϕ16
l: 9,31
3ϕ16
l: 2,36
3ϕ16
l: 2,36

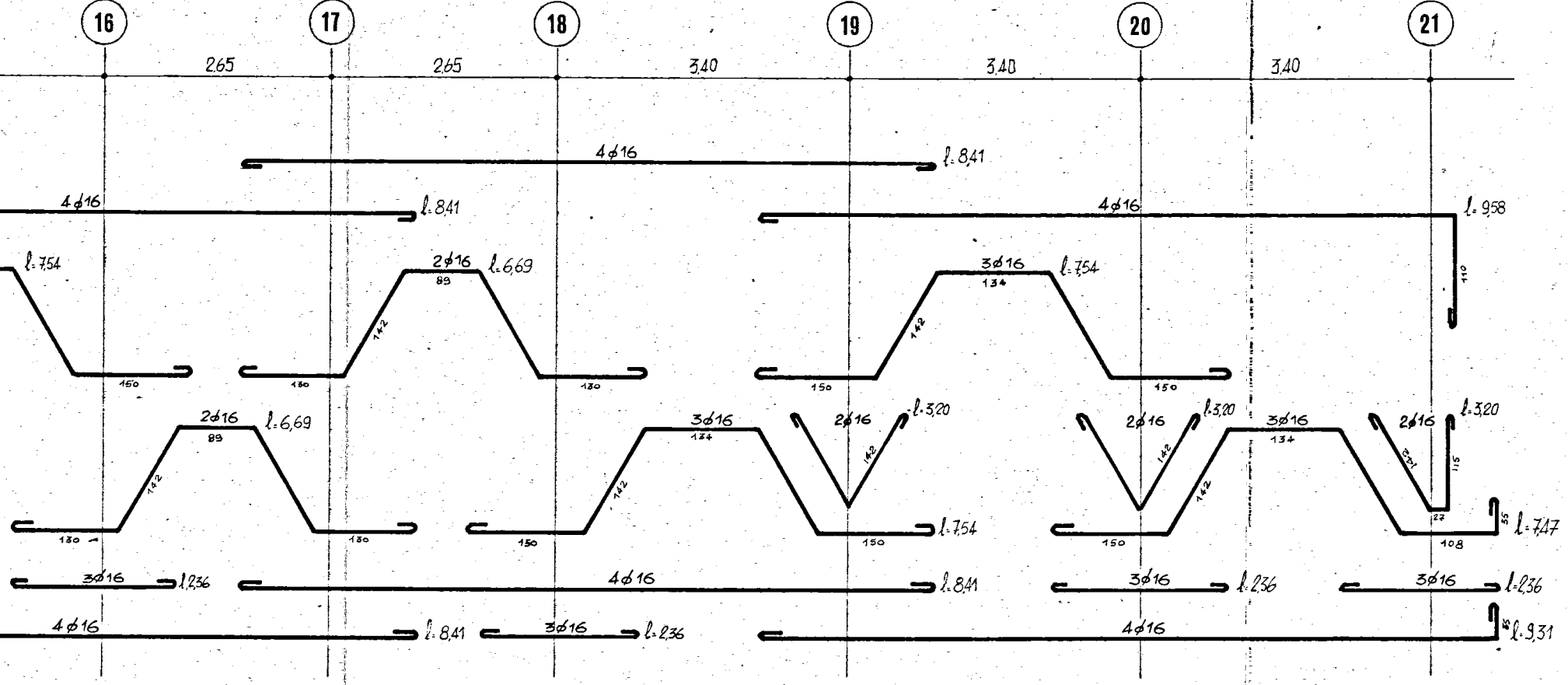
16
17
18
19
20
21
2,65
2,65
3,40
3,40
3,40
4ϕ16 l.8,41
4ϕ16 l.8,41
4ϕ16 l.9,58
110
l.7,54
2ϕ16 l.6,69
89
142
150
130
130
3ϕ16 l.7,54
134
142
150
150
2ϕ16 l.6,69
89
142
130
130
3ϕ16
134
142
150
150
l.7,54
2ϕ16 l.3,20
142
2ϕ16 l.3,20
142
3ϕ16
134
142
150
2ϕ16 l.3,20
142
115
27
108
35
l.7,47
3ϕ16 l.2,36
4ϕ16 l.8,41
3ϕ16 l.2,36
3ϕ16 l.2,36
4ϕ16 l.8,41
3ϕ16 l.2,36
4ϕ16
35
l.9,31

st. ϕ 12/25

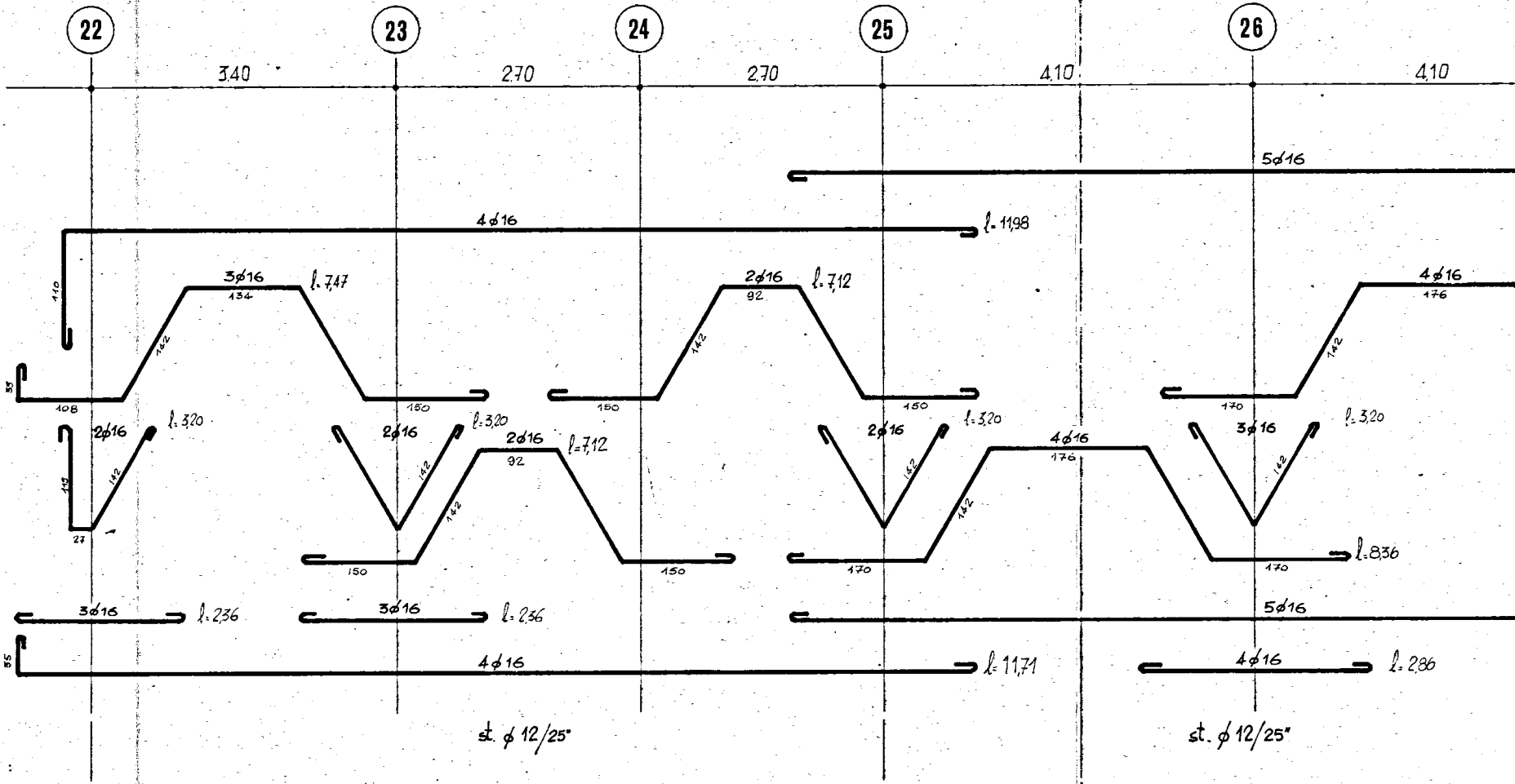
22
23
24
25
26
3,40
2,70
2,70
4,10
4,10
5ø16
4ø16
l=11,98
110
3ø16
134
l=7,47
142
35
108
150
150
2ø16
92
l=7,12
142
150
4ø16
176
142
170
2ø16
l=3,20
142
117
27
2ø16
l=3,20
142
2ø16
92
l=7,12
142
150
150
2ø16
l=3,20
142
4ø16
176
142
170
3ø16
l=3,20
142
170
l=8,36
3ø16
l=2,36
3ø16
l=2,36
5ø16
35
4ø16
l=11,71
4ø16
l=2,86
st. ø 12/25"
st. ø 12/25"

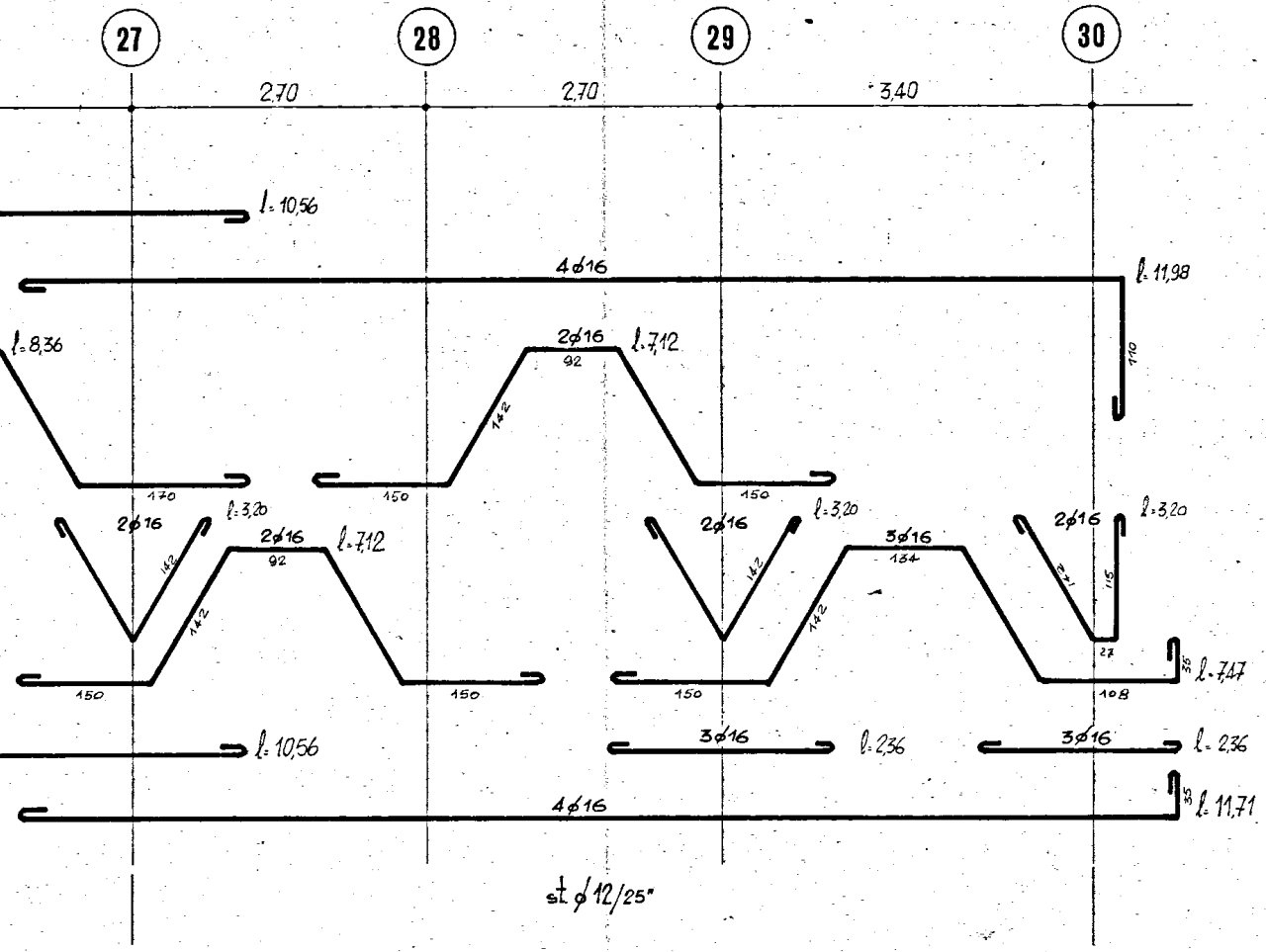
27
28
29
30
2,70
2,70
3,40
l=10,56
4ϕ16
l=11,98
110
l=8,36
2ϕ16
l=7,12
92
142
170
150
150
2ϕ16
l=3,20
142
2ϕ16
l=7,12
92
142
150
150
2ϕ16
l=3,20
142
3ϕ16
134
142
150
2ϕ16
l=3,20
115
27
35
l=7,47
108
l=10,56
3ϕ16
l=2,36
3ϕ16
l=2,36
4ϕ16
35
l=11,71
st ϕ12/25"

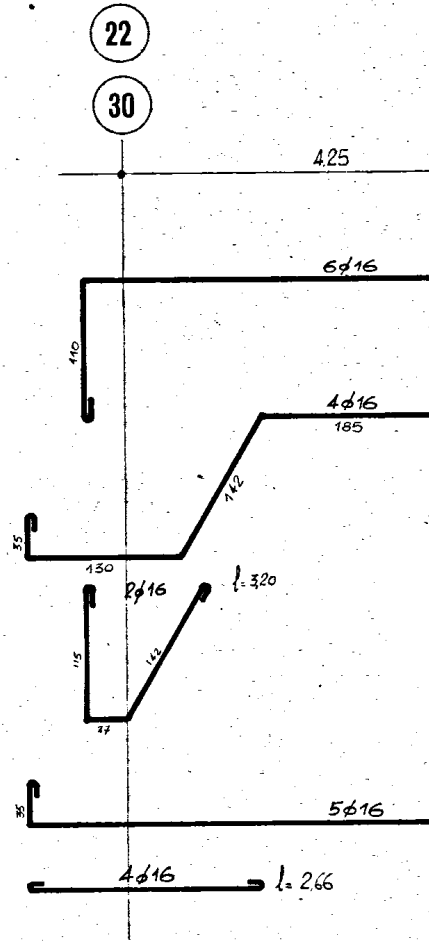
22
30
4,25
6ϕ16
110
4ϕ16
185
142
35
130
2ϕ16
l=3,20
115
142
27
35
5ϕ16
4ϕ16
l=2,66

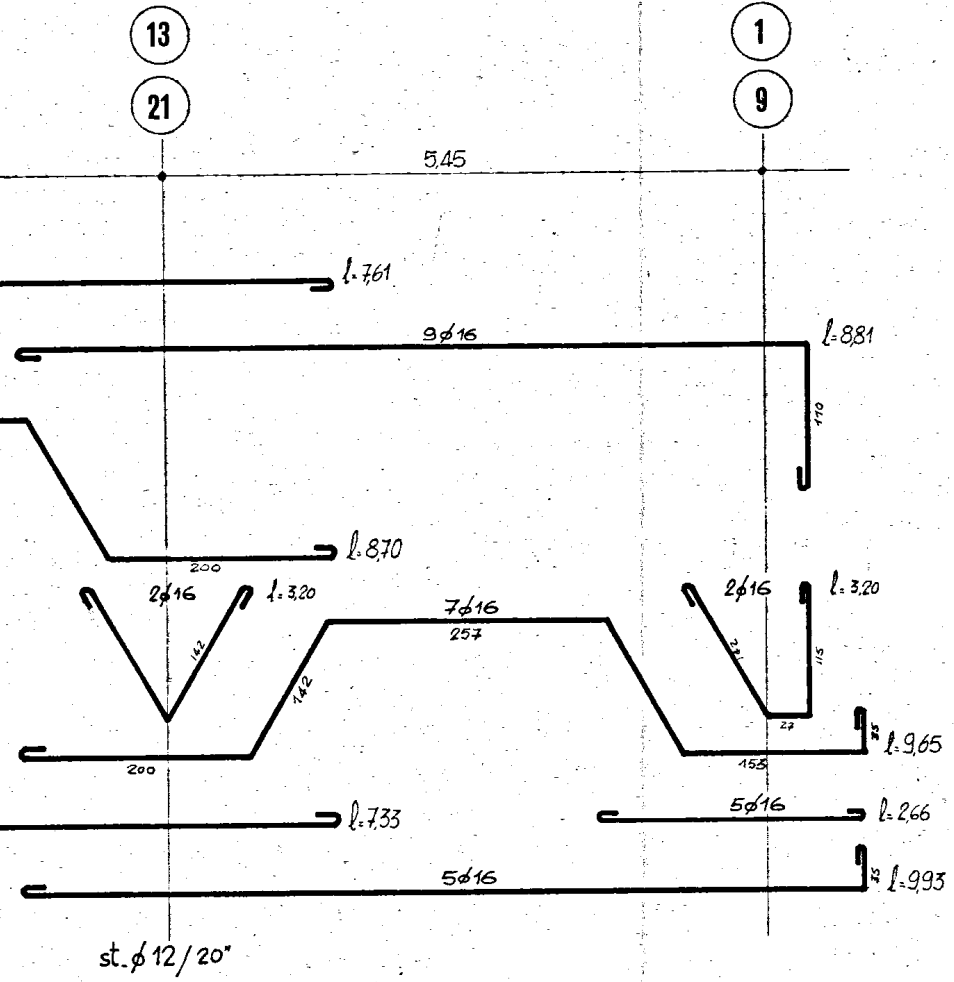

13
21
1
9
5,45
l.7,61
9φ16
l.8,81
110
l.8,70
200
2φ16
l.3,20
142
7φ16
257
142
2φ16
231
l.3,20
115
27
35
l.9,65
200
155
l.7,33
5φ16
l.2,66
5φ16
35
l.9,93
st.φ12/20"

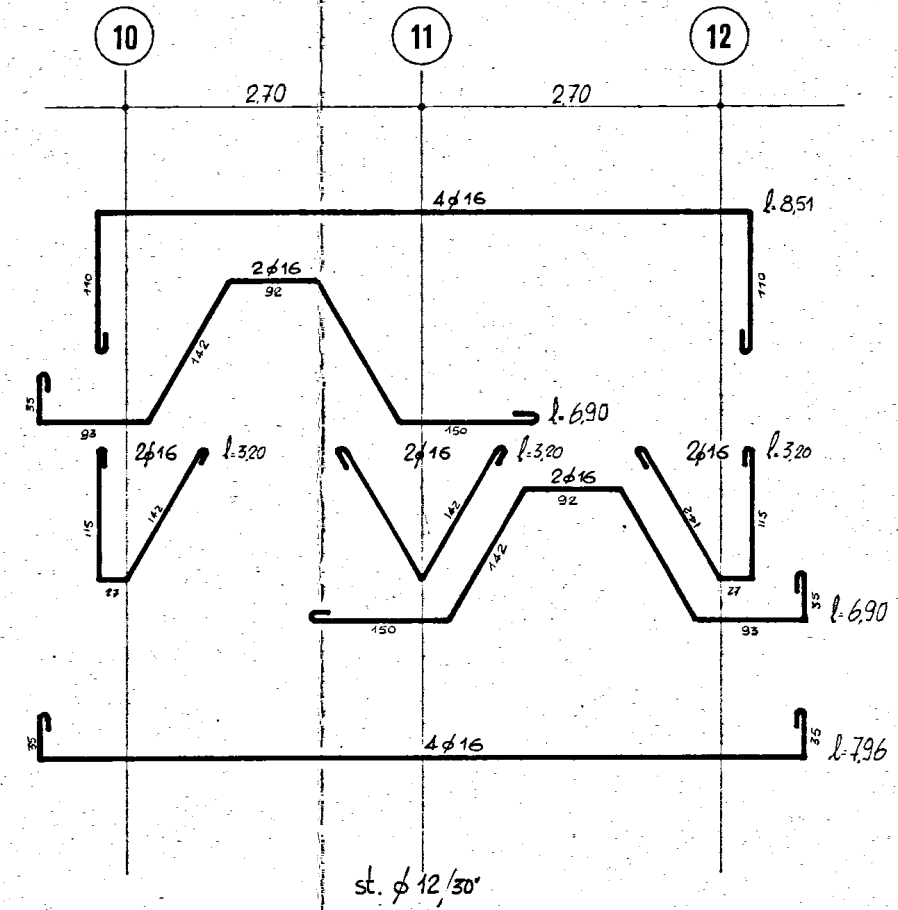

10
11
12
2,70
2,70
4φ16
l.8,51
110
110
2φ16
92
142
35
93
150
l.6,90
2φ16
l.3,20
115
142
27
2φ16
l.3,20
142
2φ16
92
142
2φ16
231
l.3,20
115
27
150
93
35
l.6,90
35
4φ16
35
l.7,96
st.φ12/30"

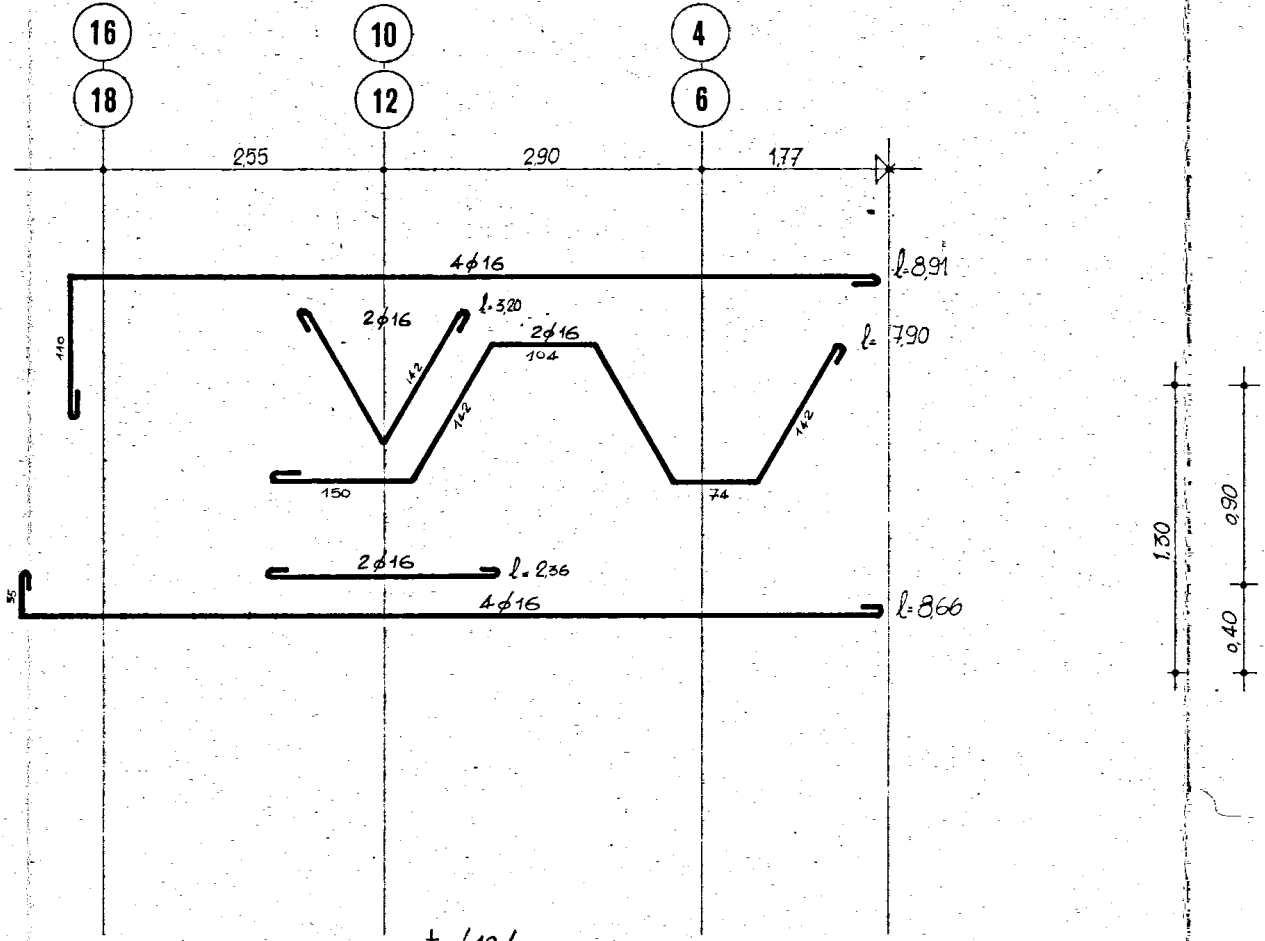
16
18
10
12
4
6
2,55
2,90
1,77
4ϕ16
l-8,91
110
2ϕ16
l-3,20
142
2ϕ16
104
l= 7,90
142
142
150
74
2ϕ16
l-2,36
55
4ϕ16
l-8,66
1,30
0,90
0,40

st. ϕ12/30"

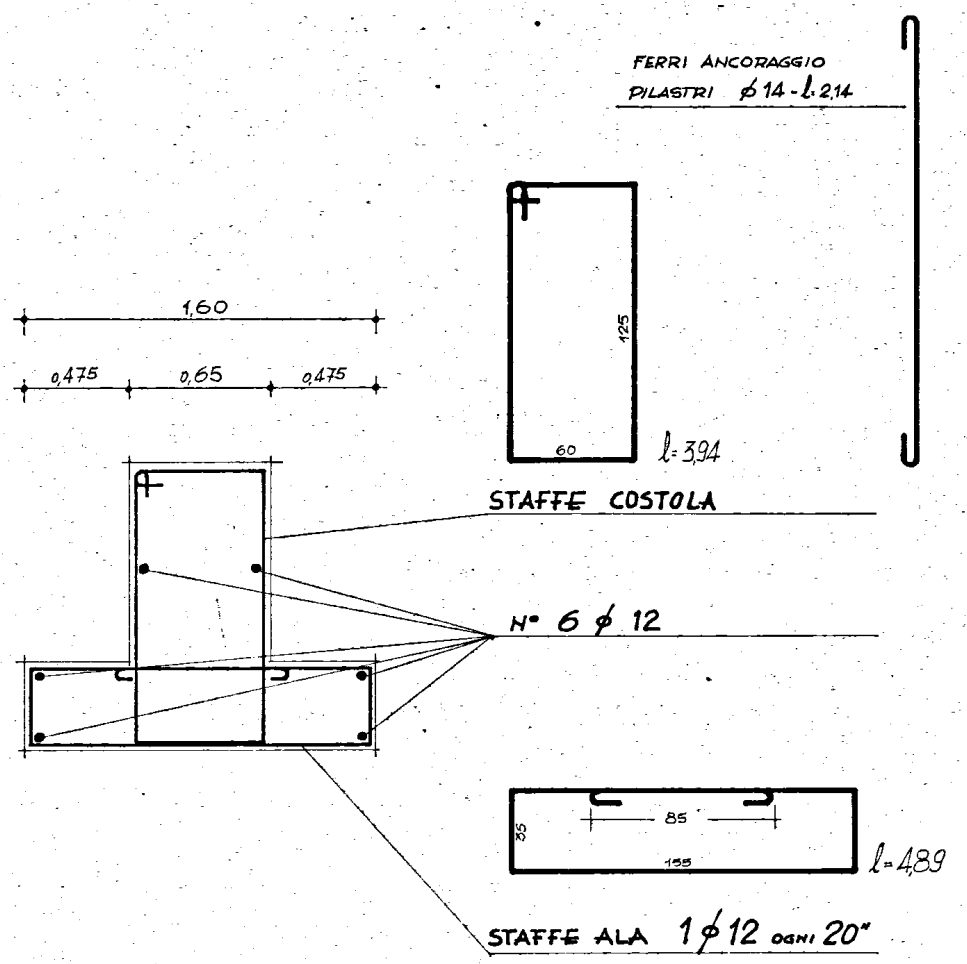
FERRI ANCORAGGIO
PILASTRI ϕ14 - l. 2,14
125
60
l=3,94
1,60
0,475
0,65
0,475
STAFFE COSTOLA
N° 6 ϕ 12
35
85
155
l=4,89
STAFFE ALA 1ϕ12 OGNI 20"

SEZIONE TIPO (A)

TRAVI SEZ. TIPO (B)

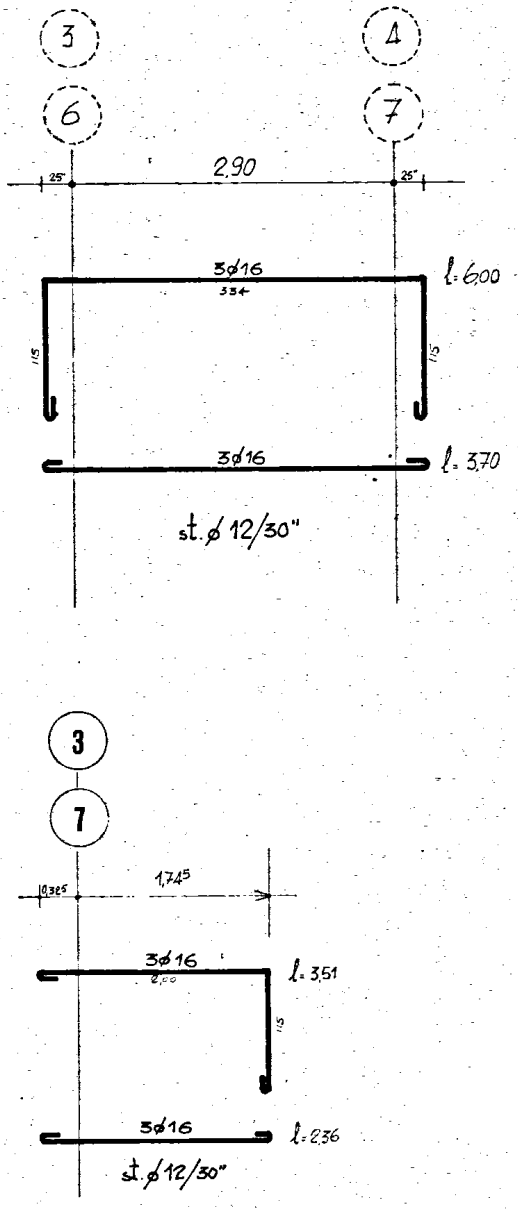
3
4
6
7
25"
2,90
25"
3ϕ16
334
l=6,00
115
115
3ϕ16
l=3,70
st. ϕ 12/30"
3
7
0,325
1,745
3ϕ16
2,00
l=3,51
115
3ϕ16
l=2,36
st. ϕ12/30"

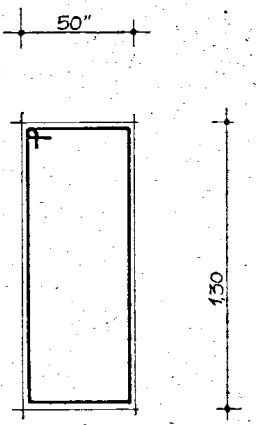



TRAVI SEZ. TIPO Ⓒ

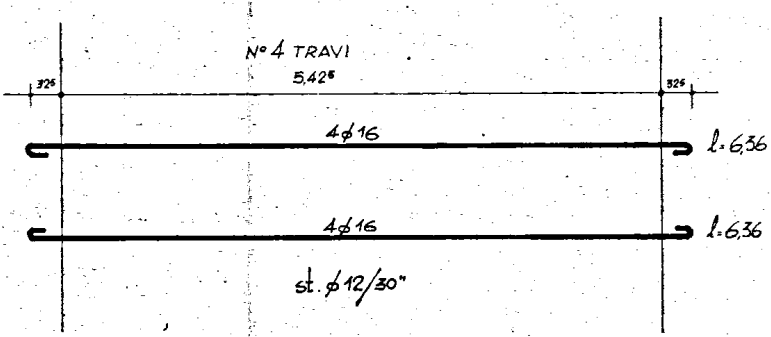
N° 4 TRAVI
32⁵
5,42⁵
32⁵
4ϕ16
l. 6,36
4ϕ16
l. 6,36
st. ϕ12/30"

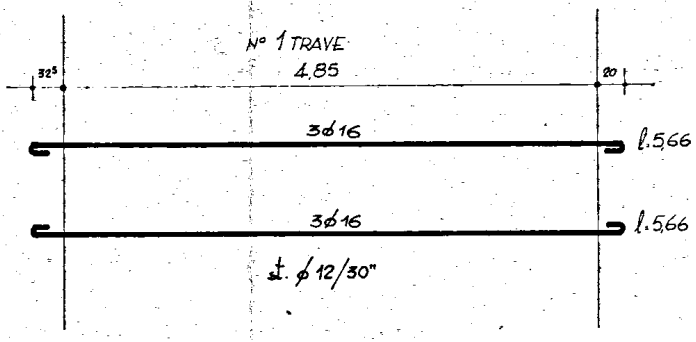
N° 1 TRAVE
32⁵
4,85
20
3ϕ16
l. 5,66
3ϕ16
l. 5,66
st. ϕ12/30"

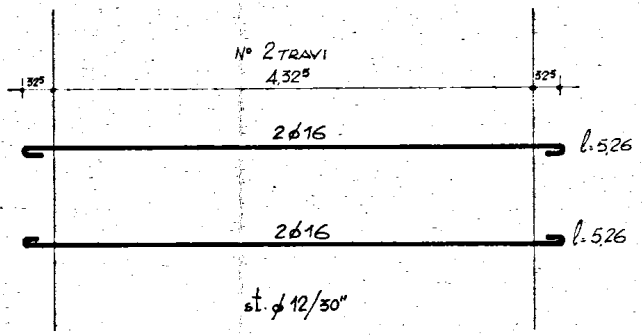
N° 2 TRAVI
32⁵
4,32⁵
32⁵
2ϕ16
l. 5,26
2ϕ16
l. 5,26
st. ϕ12/30"

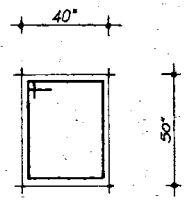

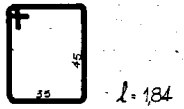

TRAVI SEZ. TIPO ⓓ

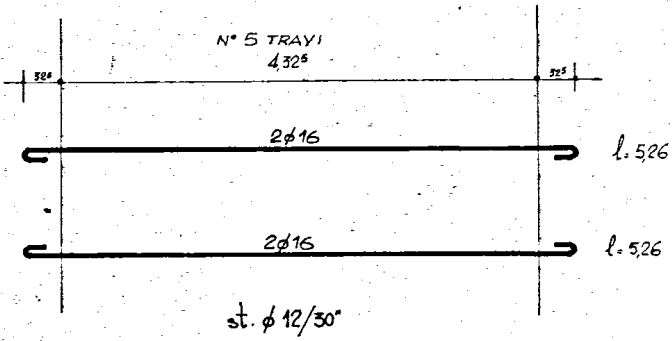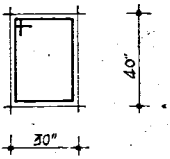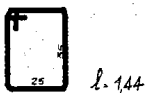
N° 5 TRAVI
4,32⁵
32⁵
32⁵
2ϕ16
l. 5,26
2ϕ16
l. 5,26
st. ϕ 12/30"