ISTITUTO AUTONOMO CASE POPOLARI
BRINDISI

LEGGE 27-5-1975-N166 | PROGRAMMA DI INTERVENTO 001/43/1

progetto per la costruzione di alloggi popolari in brindisi quartiere s. elia est

FABBRICATO 3 ALLOGGI 50 DA VANI 6 = VANI 300

CALCOLO STRUTTURE IN C.A.

TAV. S5	armatura travi
APP. 1 50	
PROGETTO	ufficio progettazione i. a. c. p.
ALCOLI IN C.A.	dott. ing. pantaleo tommasi
MPRESA	tommasi benvenuto
caratteristiche dei materiali	calcestruzzo R 250 ferro FeB 32 cemento a q.li 3 in fondazione calcestruzzo R 200 ferro FeB 22 cemento a q.li
DATA	[illegible]

Pantaleo Tommasi

trave 1-2-3-4
tesa 1°-2°-3°

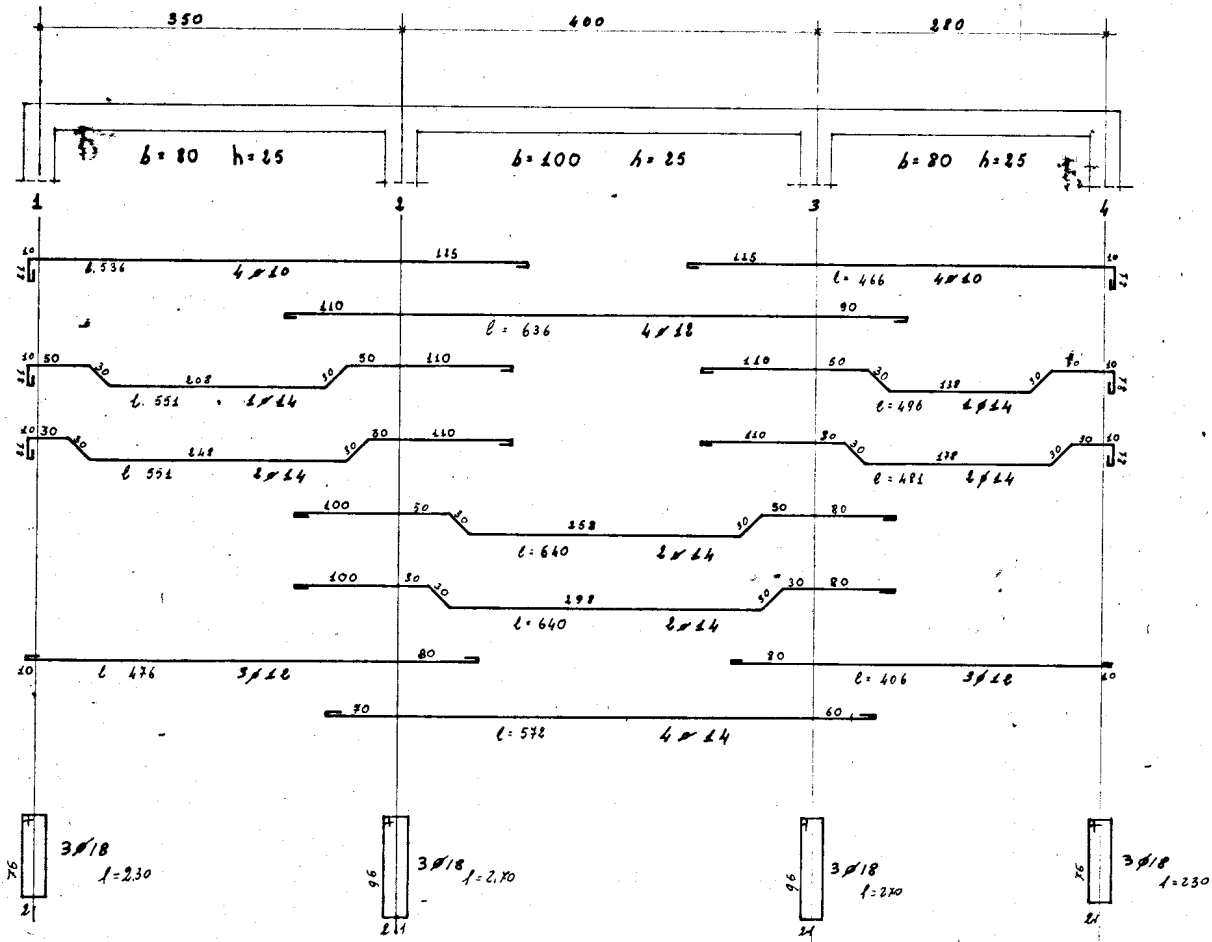
350
400
280
b = 80 h = 25
b = 100 h = 25
b = 80 h = 25
1
2
3
4
10
115
l. 536
4 ø 10
115
l = 466
4 ø 10
110
90
l = 636
4 ø 12
50
30
208
l. 551
1 ø 14
110
50
30
138
l = 496
1 ø 14
30
248
l 551
2 ø 14
110
138
l = 481
2 ø 14
100
258
l = 640
2 ø 14
80
298
l = 640
2 ø 14
80
l 476
3 ø 12
l = 406
3 ø 12
70
60
l = 572
4 ø 14
76
21
3 ø 18
l = 2.30
96
3 ø 18
l = 2.70
3 ø 18
l = 270
3 ø 18
l = 230

Staffe ø 8/20" a 4 braccia

trave 8-7-6-5

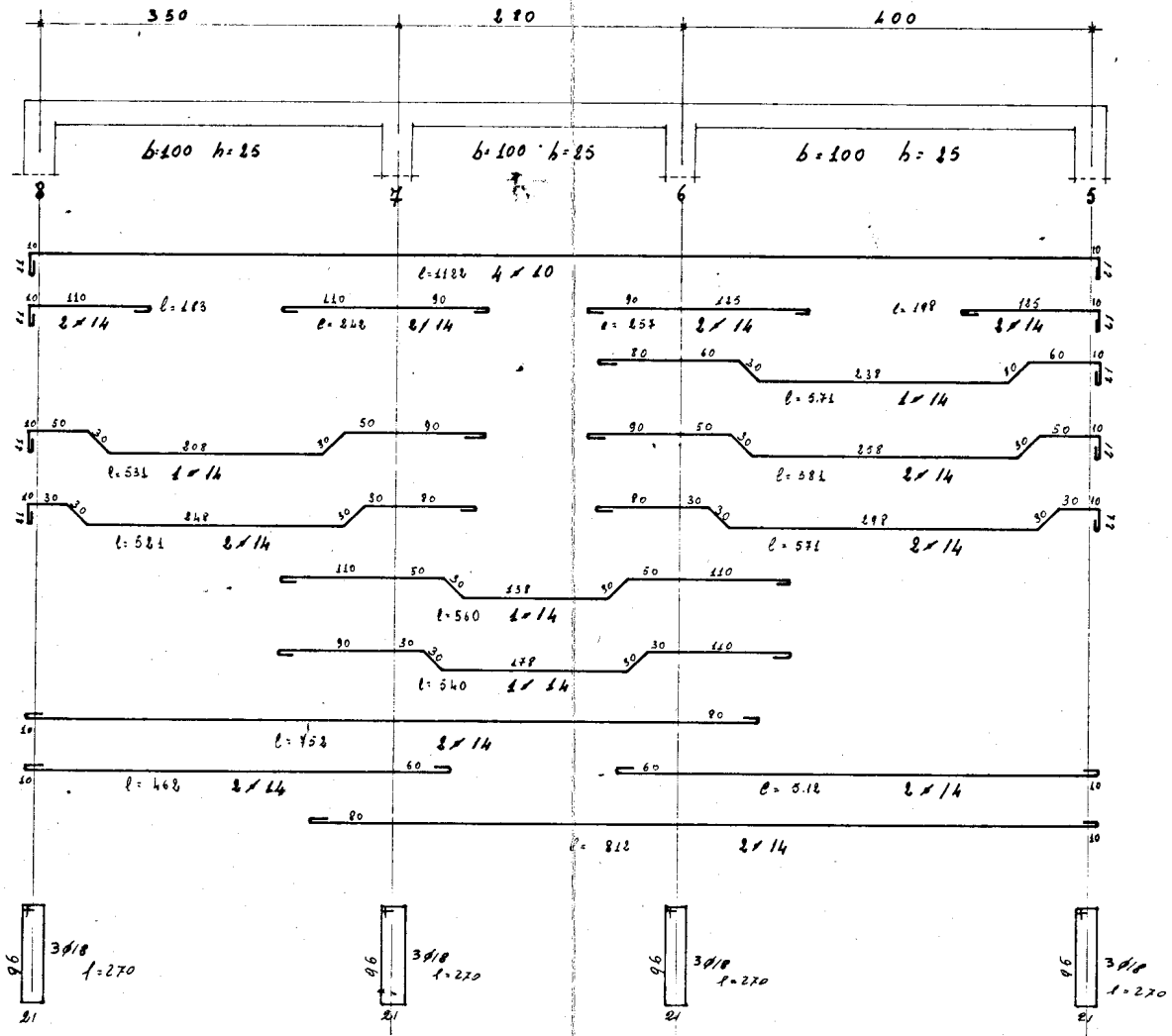
350
210
400
b=100 h=25
b=100 h=25
b=100 h=25
8
7
6
5
l=1122 4 Ø 10
110 l=183 2 Ø 14
110 90 l=242 2 Ø 14
90 125 l=257 2 Ø 14
l=198 125 2 Ø 14
80 60 30 238 30 60 l=5.71 1 Ø 14
10 50 30 208 30 50 90 l=531 1 Ø 14
90 50 30 258 30 50 l=381 2 Ø 14
10 30 30 248 30 30 80 l=521 2 Ø 14
80 30 30 298 30 30 l=571 2 Ø 14
110 50 30 138 30 50 110 l=560 1 Ø 14
90 30 30 178 30 30 110 l=540 1 Ø 14
80 l=752 2 Ø 14
60 l=462 2 Ø 14
60 l=5.12 2 Ø 14
80 l=812 2 Ø 14
96 3Ø18 l=270
21

Staffe Ø8/20" a 4 braccia


350
b=80 h
9
50 30 208
l=525
30 30 248
l=515
l=76
76 3Ø18 l=230
21

trave 9-10-11-12
tese 1°- 2°- 3°

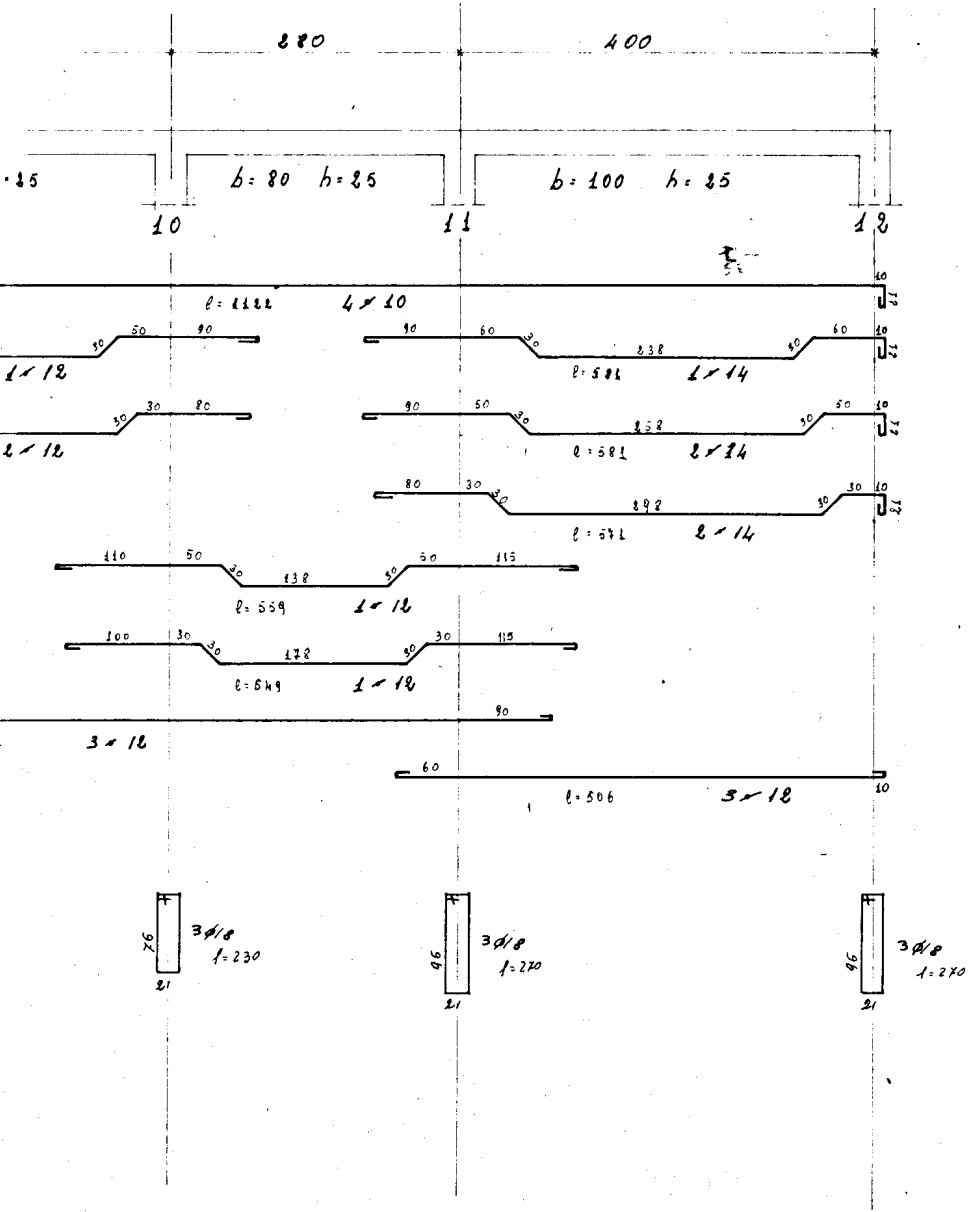

280
400
·25
b: 80 h: 25
b: 100 h: 25
10
11
12
l: 1122
4⌀10
1⌀12
l: 581
1⌀14
2⌀12
l: 581
2⌀14
l: 571
2⌀14
l: 559
1⌀12
l: 649
1⌀12
3⌀12
l: 506
3⌀12
76
21
3⌀18
l: 230
96
21
3⌀18
l: 270
96
21
3⌀18
l: 270

Staffe ⌀8/20" a 4 braccia

trave 1-2-3-4
tesa -4°-

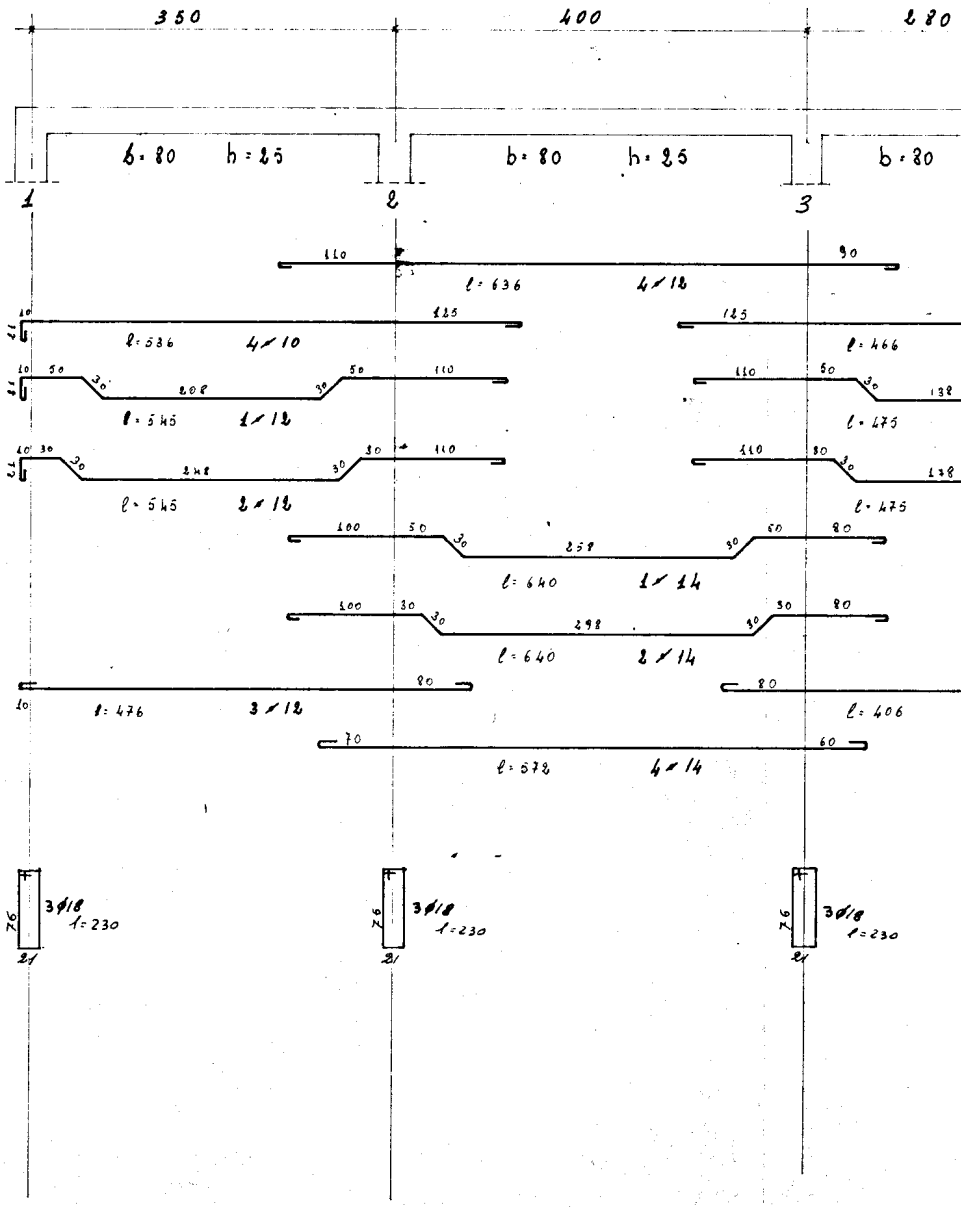

350
400
280
b: 80 h: 25
b: 80 h: 25
b: 80
1
2
3
l: 636
4⌀12
l: 536
4⌀10
l: 466
l: 545
1⌀12
l: 475
l: 545
2⌀12
l: 475
l: 640
1⌀14
l: 640
2⌀14
l: 476
3⌀12
l: 406
l: 572
4⌀14
76
21
3⌀18
l: 230
76
21
3⌀18
l: 230
76
21
3⌀18
l: 230

Staffe ⌀8/20" a 4 braccia

trave 9-10-11-12
tesa -4°-

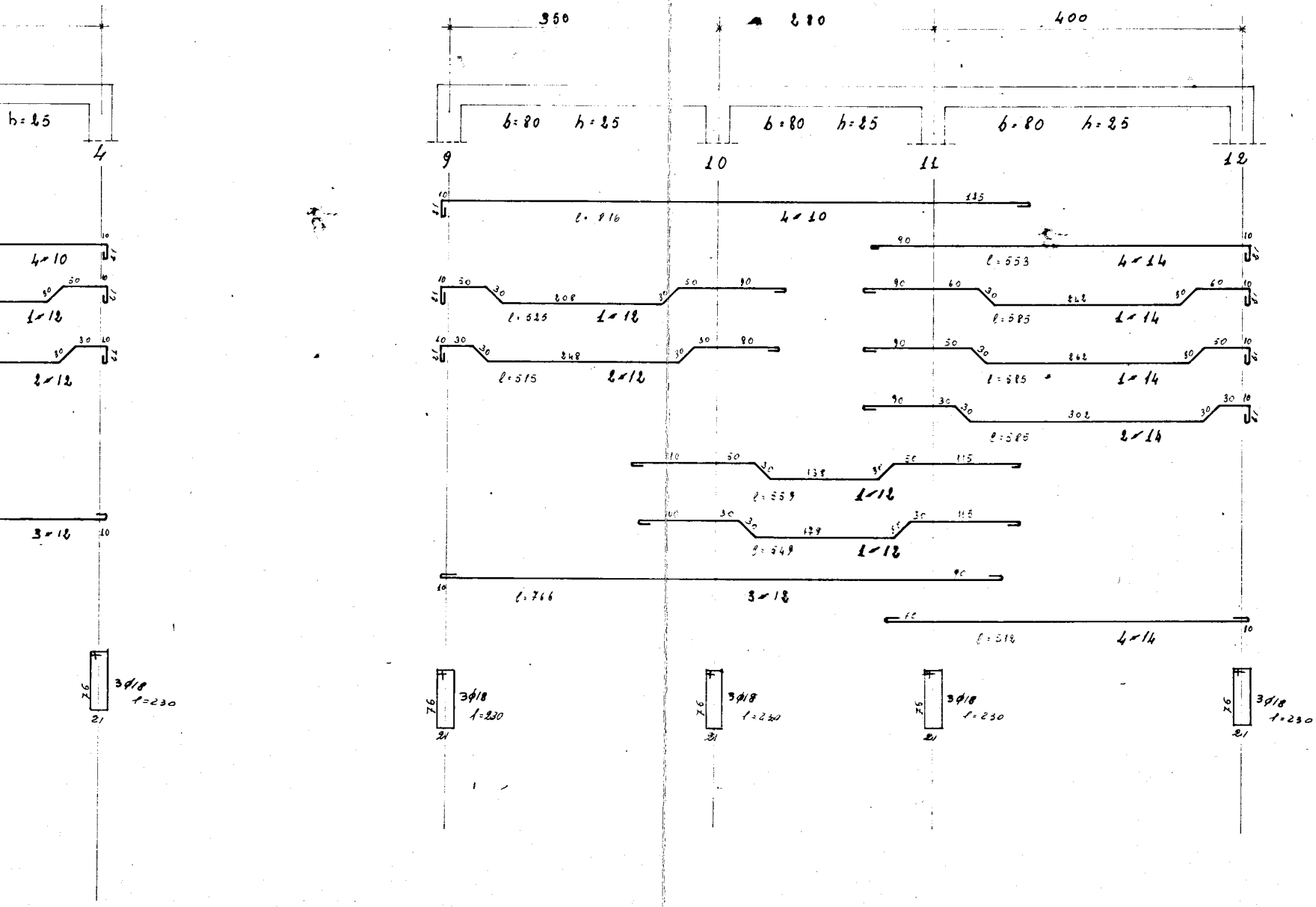

350
210
400
h=25
4
b=80 h=25
b=80 h=25
b=80 h=25
9
10
11
12
l=916
4⌀10
l=553
4⌀14
4⌀10
1⌀12
l=525
1⌀12
l=585
1⌀14
2⌀12
l=515
2⌀12
l=585
1⌀14
l=585
2⌀14
l=559
1⌀12
l=549
1⌀12
3⌀12
l=766
3⌀18
l=518
4⌀14
3⌀18
l=230
3⌀18
l=230
3⌀18
l=230
3⌀18
l=230
3⌀18
l=230

Staffe ⌀8 // 20" a 4 braccia

trave 4-5-12
tesa 4°

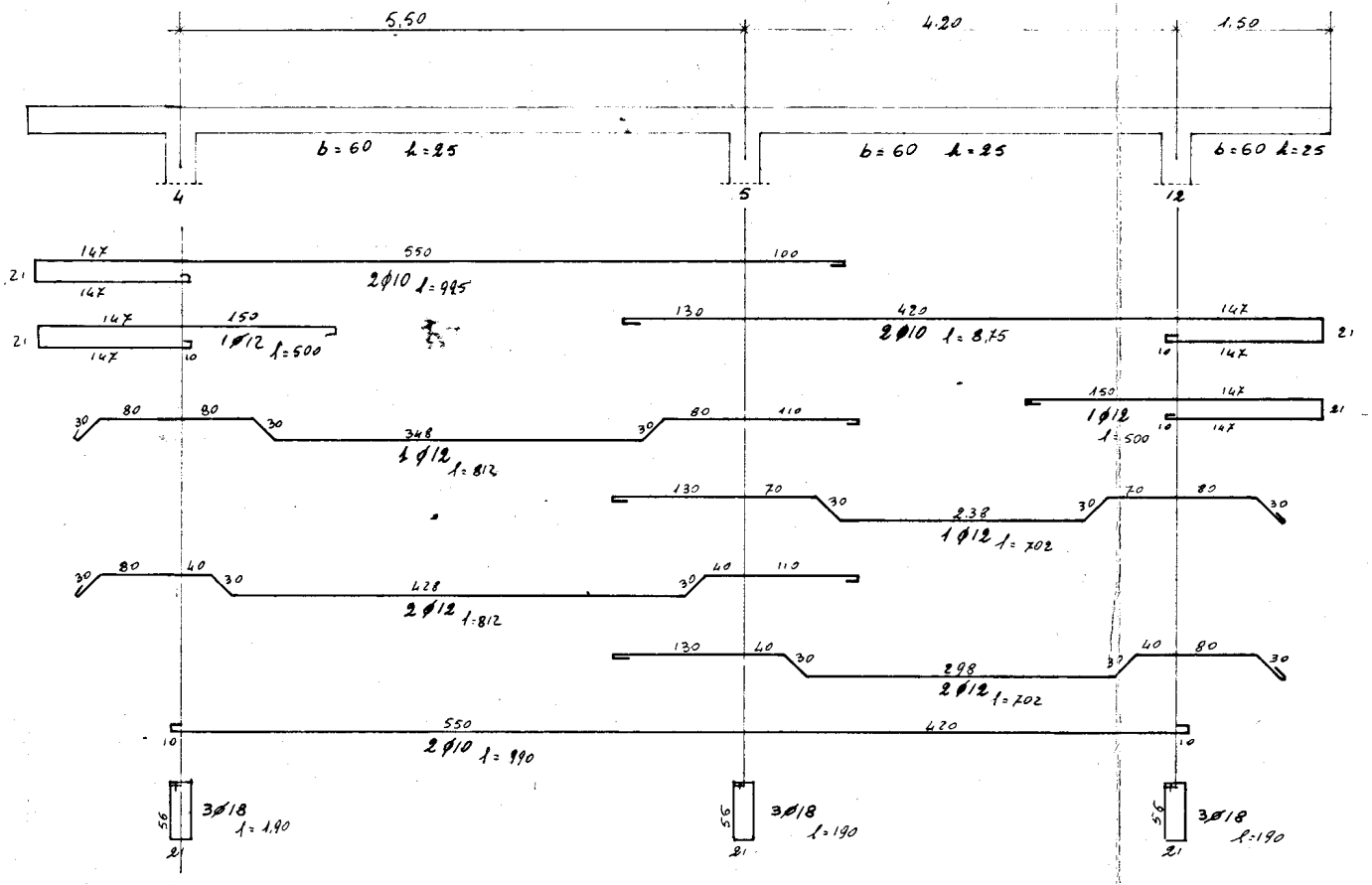
5,50
4,20
1,50
b = 60 h = 25
b = 60 h = 25
b = 60 h = 25
4
5
12
147
550
100
21
147
2Ø10 l = 995
130
420
147
2Ø10 l = 8,75
21
10
147
147
150
21
1Ø12 l = 500
147
10
150
147
1Ø12
21
l = 500
10
147
30
80
80
30
348
1Ø12 l = 812
30
80
110
130
70
30
2,38
1Ø12 l = 702
30
70
80
30
30
80
40
30
428
2Ø12 l = 812
30
40
110
130
40
30
298
2Ø12 l = 702
30
40
80
30
10
550
2Ø10 l = 990
420
10
56
21
3Ø18
l = 1,90
56
21
3Ø18
l = 190
56
21
3Ø18
l = 190

Staffe Ø6/20"

trave 1-8-9

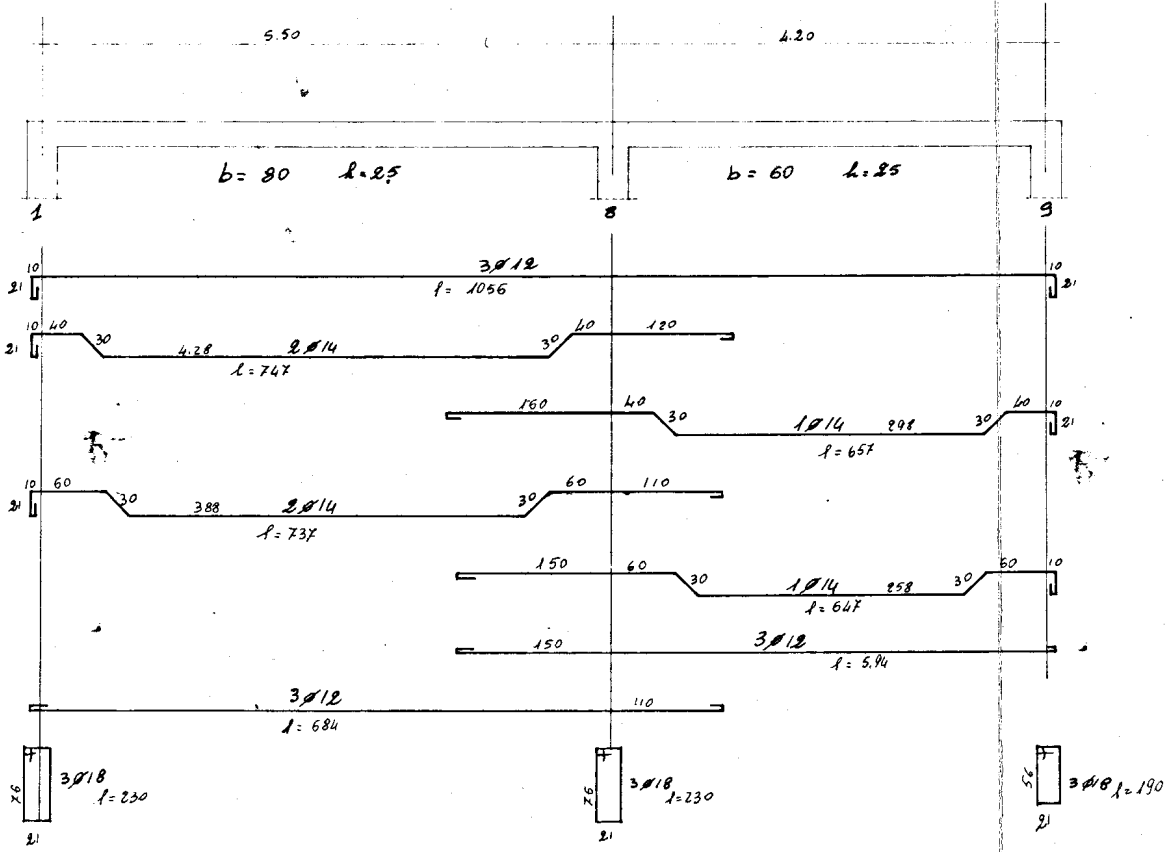

5.50
4.20
b= 80 h=25
b= 60 h=25
1
8
9
3ø12 l= 1056
2ø14 l=747
40 30 4.28 30 40 120
1ø14 l= 657
160 40 30 298 30 40
2ø14 l= 737
60 30 388 30 60 110
1ø14 l= 647
150 60 30 258 30 60
3ø12 l= 5.94
150
3ø12 l= 684
110
3ø18 l= 230
3ø18 l=230
3ø18 l= 190
76
56
21
10

Staffe ø 8/20" a 4 braccia

trave 5-12-0
tese 1ª-2ª-3ª

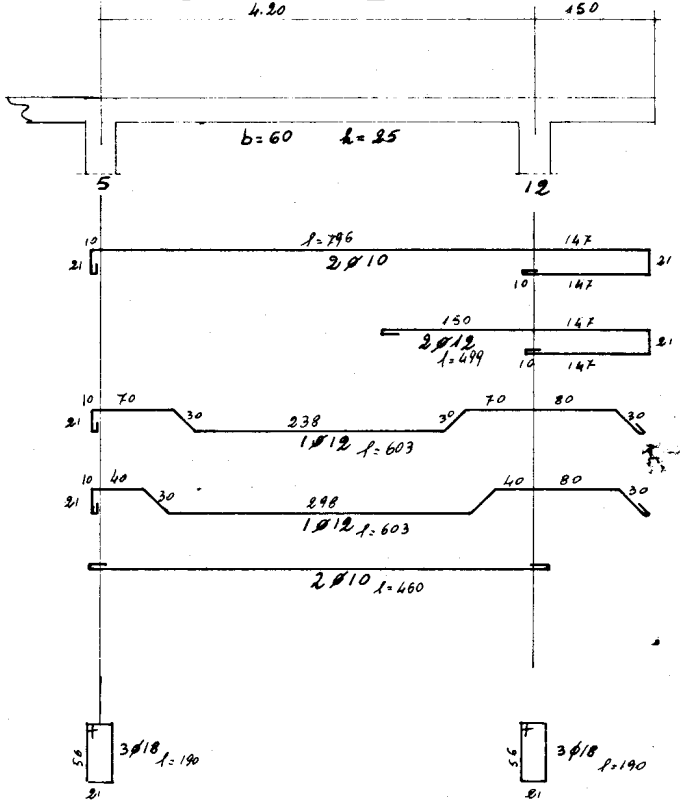

4.20
150
b=60 h=25
5
12
2ø10 l=796
147
2ø12 l=499
150 147
1ø12 l=603
70 30 238 30 70 80 30
1ø12 l=603
40 30 298 40 80 30
2ø10 l=460
3ø18 l=190
3ø18 l=190
56
21
10

Staffe ø6/20"

trave cordolo 0-4-5
tese 1ª-2ª-3ª

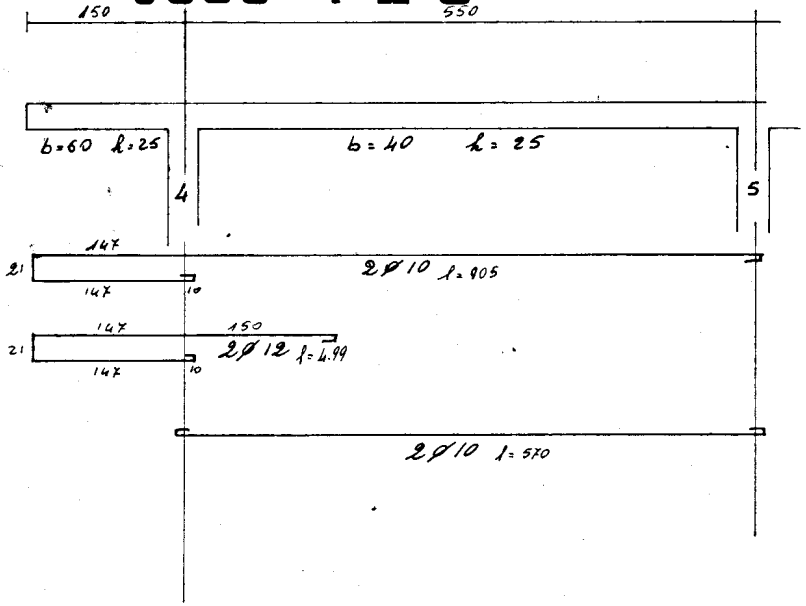
150
550
b=60 h=25
b=40 h=25
4
5
147
21
2ø10 l=905
147
10
147
150
21
2ø12 l=4.99
147
10
2ø10 l=570

Steffe ø 6/20"

trave 4 5

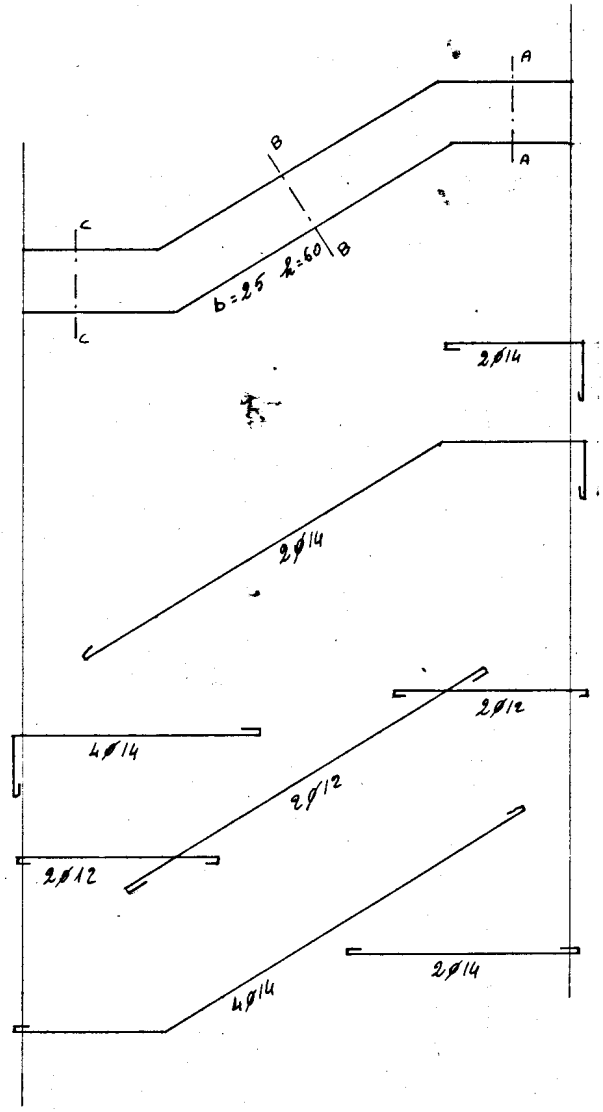
A
A
B
B
C
C
b=25 h=60
2ø14
2ø14
2ø12
4ø14
2ø12
2ø12
2ø14
4ø14

Steffe ø 8/15"

Sezione AA

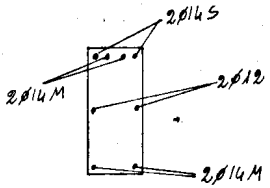
2Ø14S
2Ø14M
2Ø12
2Ø14M

Sezione BB

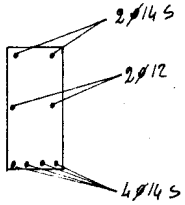
2Ø14S
2Ø12
4Ø14S

Sezione CC

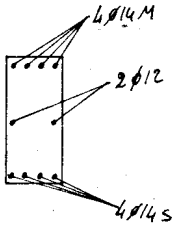
4Ø14M
2Ø12
4Ø14S

scala 1:50

particolare gradino

SEZIONE TRASVERSALE

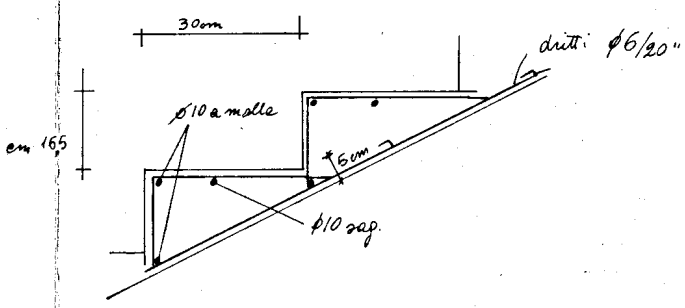
30cm
dritti Ø6/20"
Ø10 a molle
cm 16,5
5cm
Ø10 sag.

scala 1:10

SEZIONE LONGITUDINALE

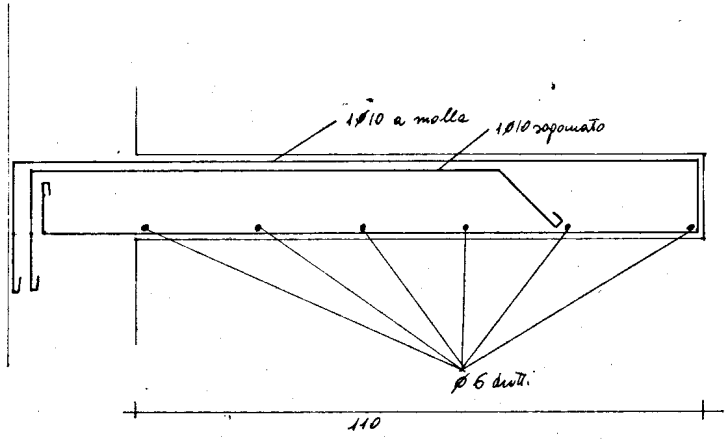
1Ø10 a molla
1Ø10 sagomato
Ø 6 dritt.
110

pianerottolo

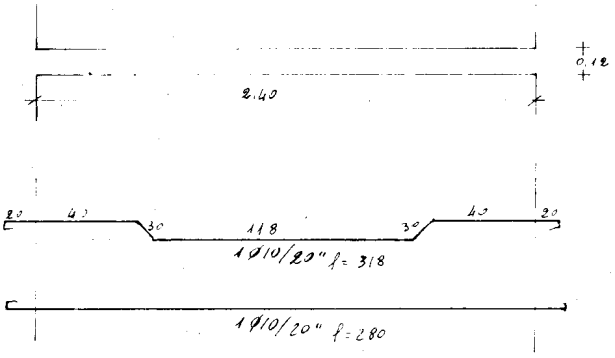
0.12
2.40
20
40
30
118
30
40
20
1 Ø10/20" l = 318
1 Ø10/20" l = 280

scala 1:25