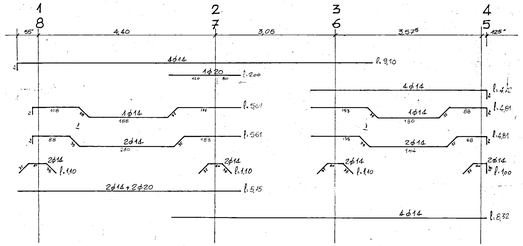

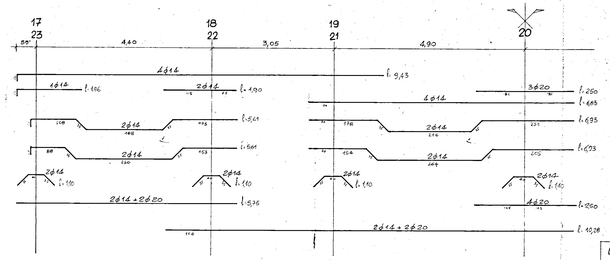

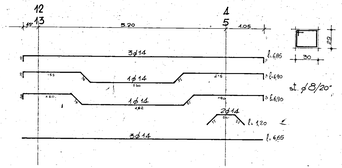

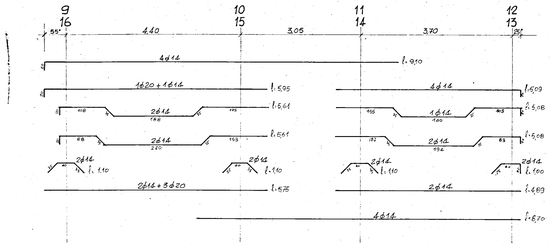

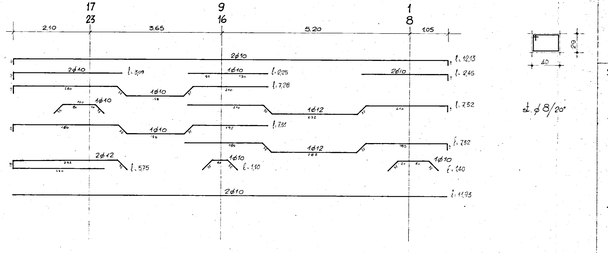

CORDOLI PORTAMURATURA

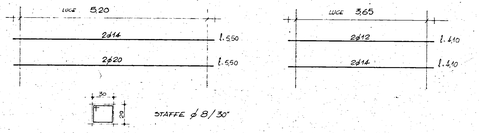

SBALZI

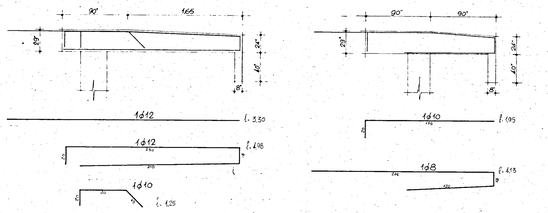

N.B. LE ARMATURE SONO RIPETUTE AD OGNI NERVATURA L-CM 12; L-CM 50 _

DISEGN. / CONTR. / VISTO:	DATA 2/17	SIGLA	PROGETTO N.	TAV. N° 15	STUDIO TECNICO Ing. Antonio E. Corrado Brindisi - Corso Roma. 99 - Tel. 22085 - 27483
VERIFICARE MISURE E QUOTE					Legge 14.2.1963 P.I. n°1312
COMMITTENTE: CESCAL Lotto "C" S.Elia =BRINDISI=					PROGETTO DELLE STRUTTURE
SOSTITUISCE IL N.				SCALA 1:50	FABBR. ARTICOLATO pal.C ARMATURA DEL PIANO TERMINALE
SOSTITUITO DAL N.					
IL COMMITTENTE: EDILCO S.r.l. BRINDISI =					
IL PROGETTISTA:					

N. B. - *Adoperare :*

1) - Calcestruzzo di resistenza caratteristica minima pari a 200 - 250 - 300 Kg. / cmq
2) - Acciaio in barre tonde lisce tipo Fe B32k.
3) - Acciaio ad aderenza migliorata tipo Fe B38k - Fe B44k.