3 6/5

L'IMPRESA

IL DIRETTORE DEI LAVORI

-PALAZZINA PICCOLA-

-ISTITUTO AUTONOMO CASE POPOLARI-
BRINDISI

LEGGE 30-12-1960 n° 1676

COSTRUZIONE DI n° 19 ALLOGGI PER
AGRICOLTORI IN LATIANO (BR).

## - ARMATURA TRAVI PRIMO PIANO - 2° SOLAIO.-

- SCALE 1:50 - 1:25 — 15-XII-1969 -

REDATTO: DOTT. ING. UGO LONOCE - BRINDISI

| N.B.: USARE FERRO ACCIAIOSO | CEMENTO "750" |
|---|---|

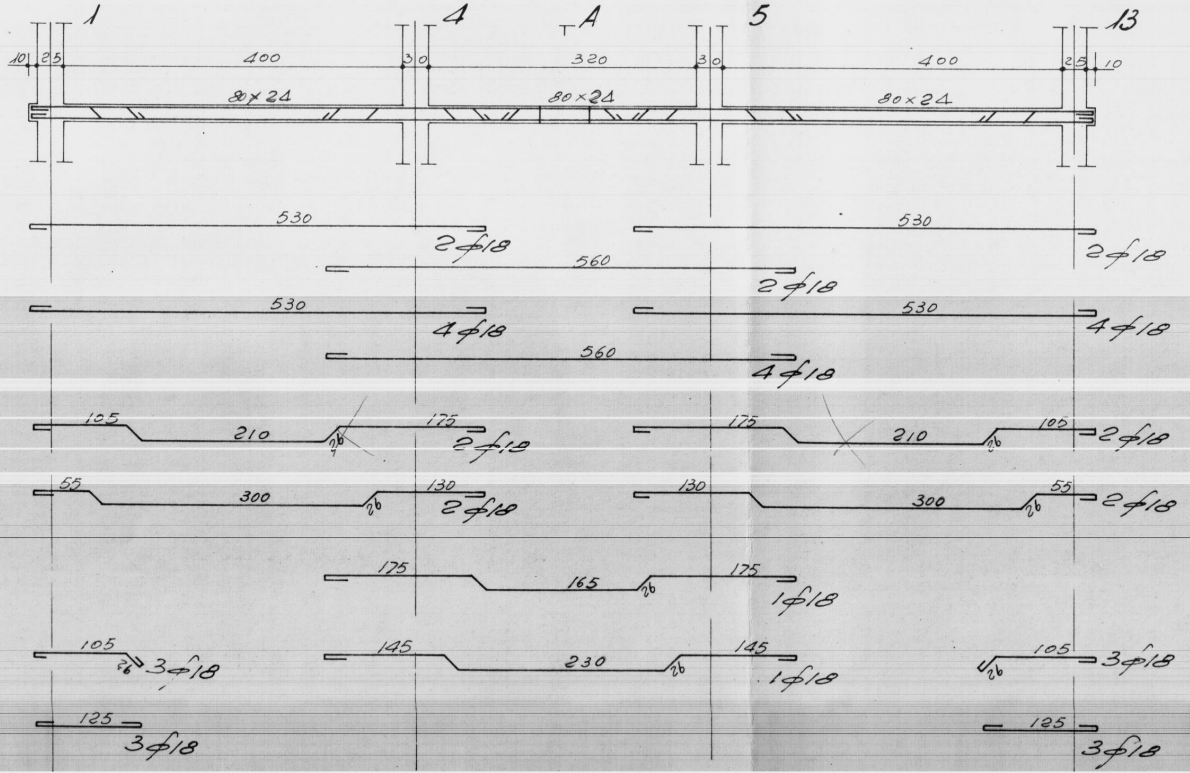
1
4
A
5
13
10
25
400
30
320
30
400
25
10
80×24
80×24
80×24
530
2φ18
560
2φ18
530
2φ18
530
4φ18
560
4φ18
530
4φ18
105
210
26
175
2φ18
175
210
26
105
2φ18
55
300
26
130
2φ18
130
300
26
55
2φ18
175
165
26
175
1φ18
105
26
3φ18
145
230
26
145
1φ18
105
26
3φ18
125
3φ18
125
3φ18

-PER QUESTA TRAVE USARE FERRO OMOGENEO-

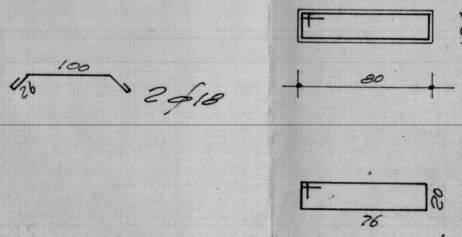
24
80
100
26
2φ18
20
76

staffe 1φ8/15"

-sezione tipo-

-trave 80×24-


2/12
6/7
10
25
450
30
90×24
510
2⌀18
510
5⌀18
110
240
110
26
2⌀18
60
340
60
26
2⌀18
110
26
4⌀18
110
26
4⌀18
125
3⌀18
125
3⌀18

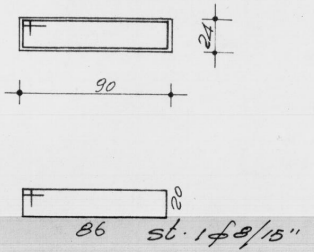
24
90
20
86
st·1⌀8/15"

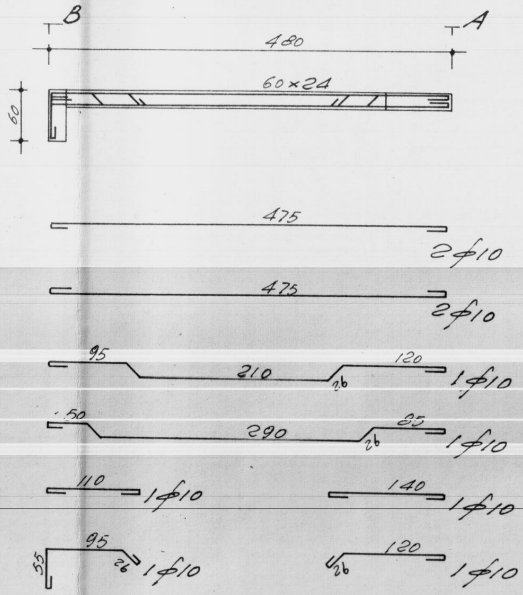
B
A
480
60×24
60
475
2⌀10
475
2⌀10
95
210
120
26
1⌀10
50
290
85
26
1⌀10
110
1⌀10
140
1⌀10
55
95
26
1⌀10
120
26
1⌀10

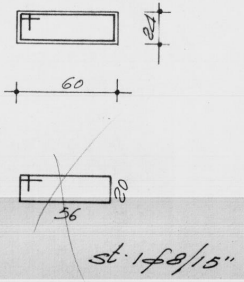
24
60
20
56
st·1⌀8/15"

-FERRO OMOGENEO-

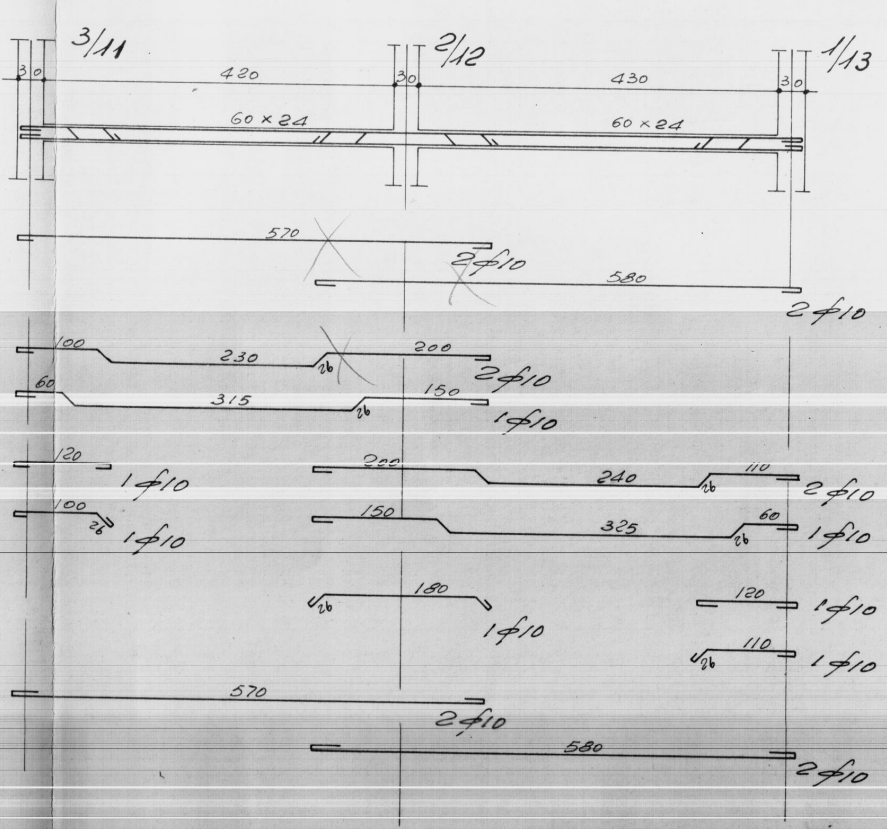
3/11
2/12
1/13
30
420
30
430
30
60 × 24
60 × 24
570
2φ10
580
2φ10
100
230
200
26
2φ10
60
315
150
26
1φ10
120
1φ10
200
240
110
26
2φ10
100
26
1φ10
150
325
60
26
1φ10
180
26
1φ10
120
1φ10
110
26
1φ10
570
2φ10
580
2φ10

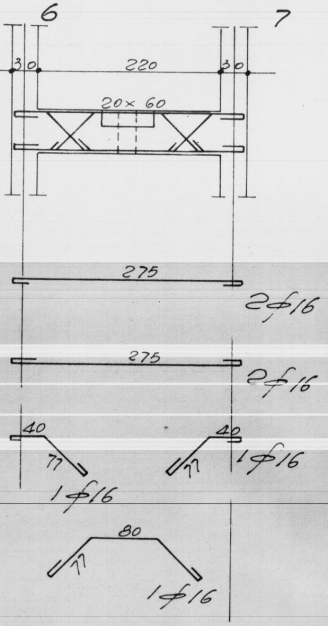
6
7
30
220
30
20× 60
275
2φ16
275
2φ16
40
77
40
77
1φ16
1φ16
80
77
1φ16

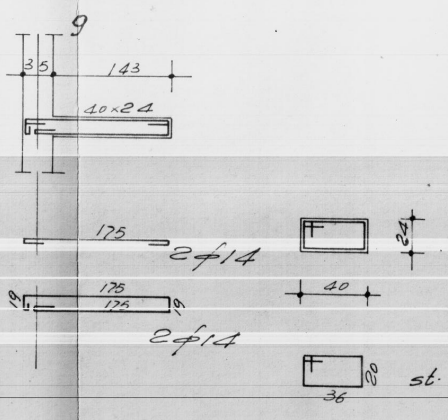
9
35
143
40×24
175
2φ14
24
40
175
175
19
19
2φ14
20
36
st·

- MENSOLA DA: 9 -

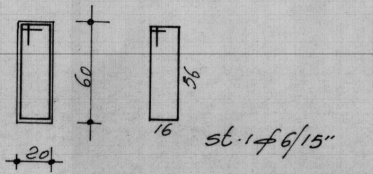
60
56
16
20
st·1φ6/15"

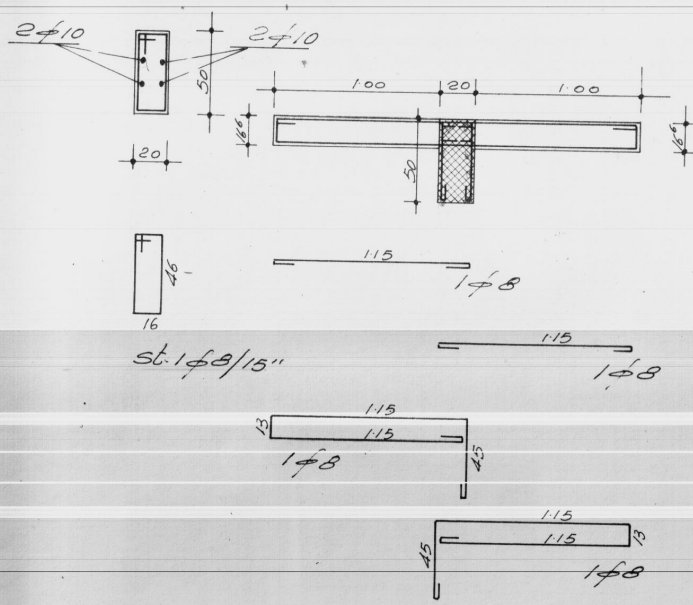
2φ10
2φ10
50
20
1.00
20
1.00
16⁶
16⁶
50
16
16
St. 1φ8/15''
1.15
1φ8
1.15
1φ8
1.15
1.15
13
1φ8
45
1.15
1.15
13
45
1φ8

- n° 16 pedate da cm 28 = cm 448 -

- n° 17 alzate da cm 16⁶ = cm 282 -

1φ8/15''

- PARTICOLARE

ARMATURA GRADINO -

- SCALE 1:25 - 1:10 -

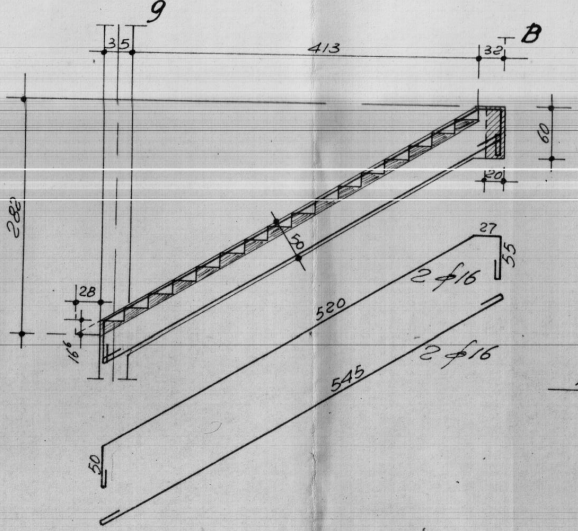
9
35
413
32
B
60
20
282
50
28
16⁶
27
55
2φ16
520
545
2φ16
50

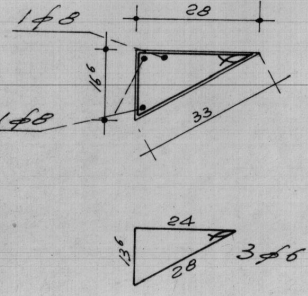
1φ8
28
16⁶
33
1φ8
24
13⁶
28
3φ6

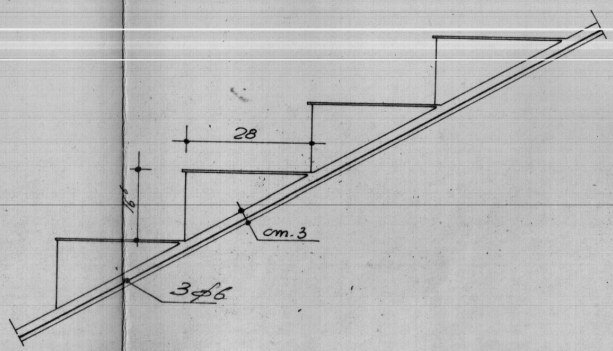
28
16⁶
cm.3
3φ6

-BALCONE l= mt. 1.40-

-BOW-WINDOW l= mt. 1.10-
-DA TRAVE 8-9-10-

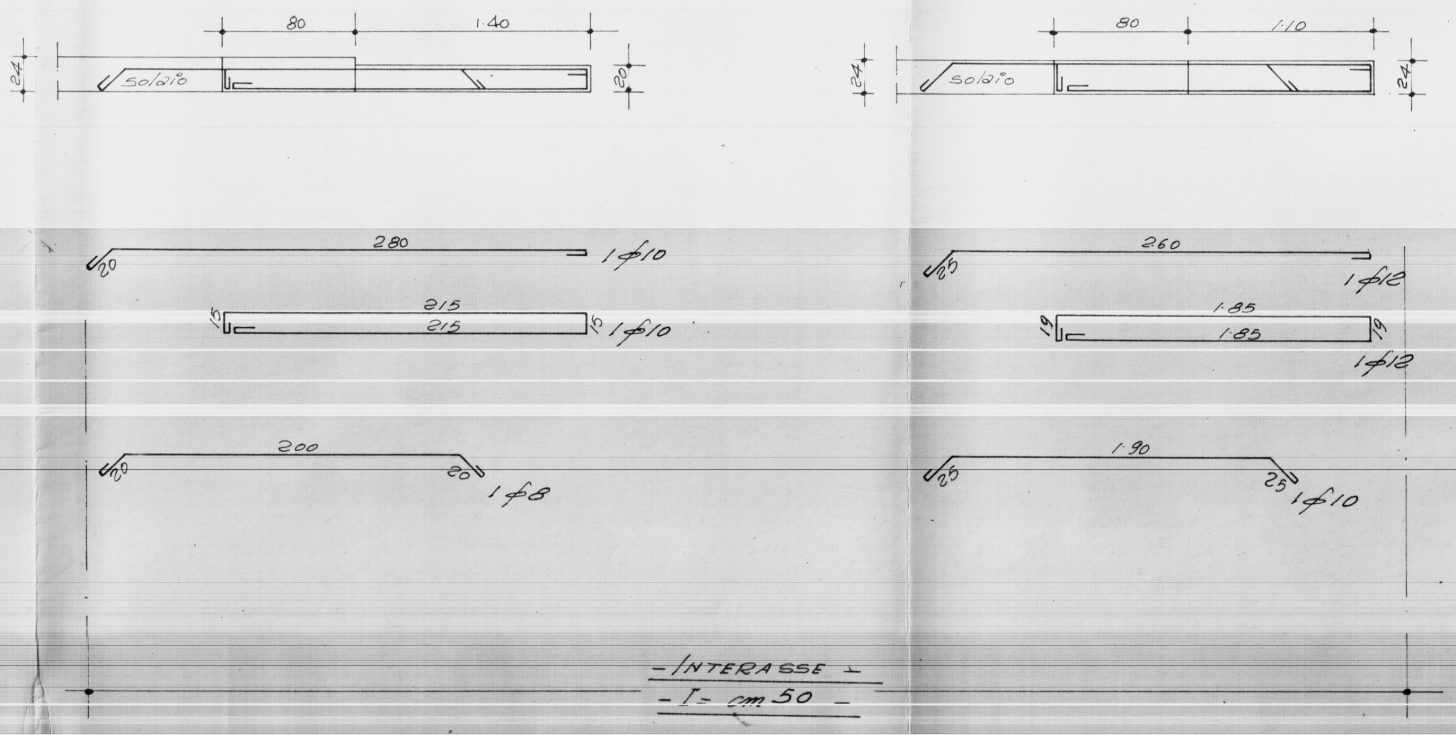

80
1.40
24
solaio
20
280
1 ϕ 10
20
215
215
15
15
1 ϕ 10
200
20
20
1 ϕ 8
80
1.10
24
solaio
24
260
25
1 ϕ 12
1.85
1.85
19
19
1 ϕ 12
1.90
25
25
1 ϕ 10
-INTERASSE -
-I= cm 50 -