TABELLA DEI FERRI

PILASTRI I 1=2=4=5=17=24
Sez. 30X30 ARM. 8 Ø12 (Tutti I Piani)

PILASTRI I 3=6=7=8=10=11=14=15=18=19=21=22=23
Sez.30X30 ARMAT. Ø14 (I.T. e 1° P.)
Ø12 (2° e 3° P.)

PILASTRI I 12=13
Sez. 30X30 ARM. Ø16 (I.T. e 1°P.)
Ø14 (2° e 3° P.)
Ø12 (Piano Attico)

ST-FFC Ø 6 ogni 20 cm.

PARTICOLARE TRAVE FONDAZIONE ALLE PILASTRATE DI TESTATA

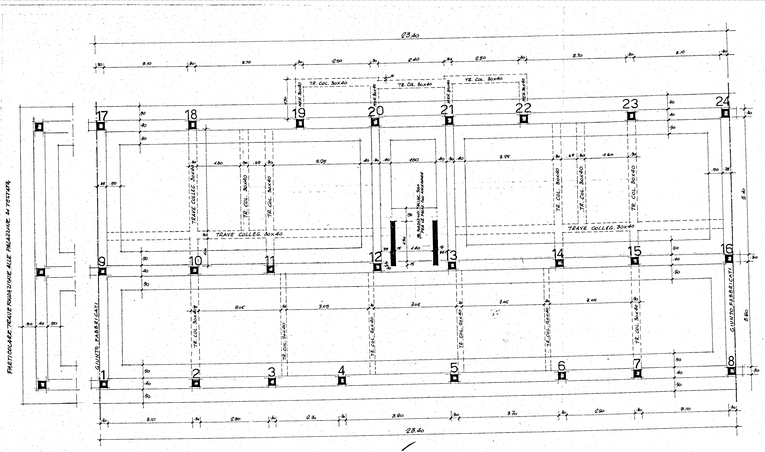

PIANTA DELLE FONDAZIONI

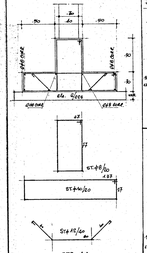

PRESCRIZIONI PARTICOLARI
Calcestruzzo a ql. ___ di cemento tipo ___ R'bk=30N/mm²
Acciaio tipo omogeneo Tedeneroz migliorato ___ ftk=450 N/mm²
VERIFICARE IN CANTIERE LE MISURE

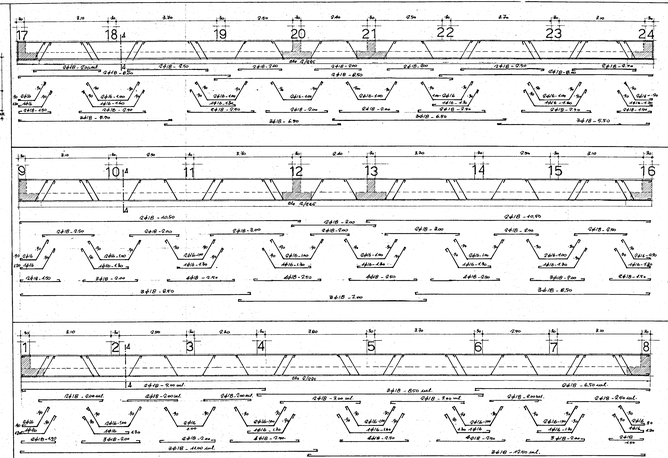

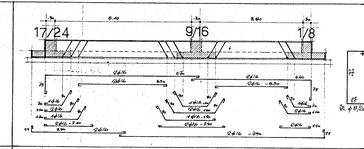

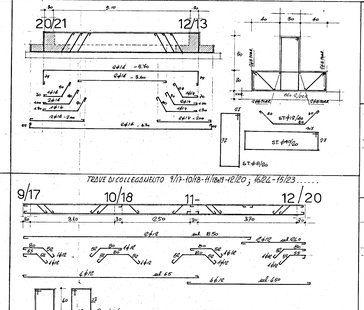

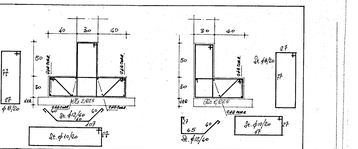

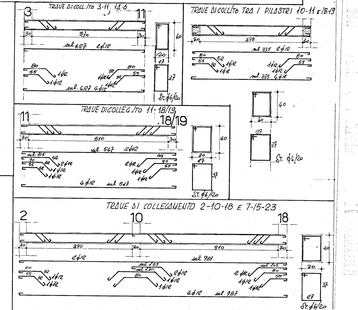

STUDIO TECNICO - Ing. Iurilli G. Brindisi Federico II n.8			
Committente: IACP BRINDISI	Scala:	Data:	Realizzato da:
	PIANTA DELLE FONDAZIONI CARPENTERIA METALLICA		Controllato da:
Denominazione dell'opera: CASE POPOLARI LEGGE 05-10-81 CANALE A2C			Data esecuzione: 9/85
	Disegnatore	Progettista	VERIFICARE MISURE E QUOTE