comune: S. PANCRAZIO SALENTINO - BR -

progetto: PER LA COSTRUZIONE DI ALLOGGI POPOLARI . N. 20

progettista: UFFICIO I.A.C.P. BRINDISI

impresa: EDIL SAR TOM s.r.l.

dir. lavori: ING. LONGO I.A.C.P. BRINDISI

calcolatore c.a.: ING. GIOVANNI VALENTINI

OGGETTO: ARMATURA DI PREFABBRICAZIONE TRAVI K

IMPALCATO QUARTO (CORDI A-B-C)

tavola n. 9

data: IX - 1983 | agg.ti | scala | scala: FeB 44 k

PRESCRIZIONI: R'bk 250 kg/cmq

DOTT. ING. GIOVANNI VALENTINI - Libero Prov. Ingegneri di Brindisi - N. 66

Impresa EDIL SAR-TOM s.r.l. L'Amministratore Unico

UFFICIO DEL GENIO CIVILE BRINDISI

Si certifica che copia del presente atto risulta depositato presso questo Ufficio ai sensi della Legge N° 1086/71

Brindisi ... IL FUNZIONARIO ... DELL'UFFICIO

STRUTTURE PREFABBRICATE SISTEMA (K) REALIZZATE DALLO STABILIMENTO

A.L.A. SYSTEM S.p.a. S.S. 96 KM. 118 MODUGNO (BARI) TEL. 080/568353

IL DIRETTORE DEI LAVORI
Dott. Ing. Antonio Longo

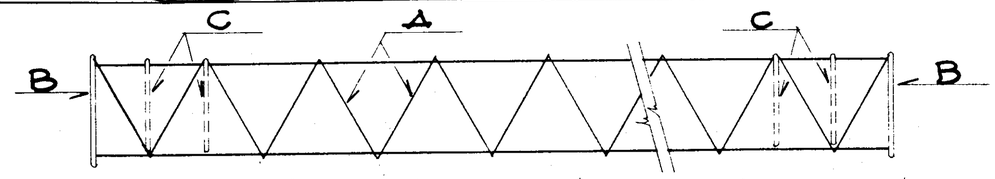

TRAVE N.	STAFFA A	STAFFA B	STAFFA C	POS. "D" 2ϕ	POS. "D" ℓ	POS. "E" 1ϕ	POS. "E" ℓ	POS. "F" 2ϕ	POS. "F" ℓ	POS. "G" 2ϕ	POS. "G" ℓ	POS. "I" 2ϕ	POS. "I" ℓ
T1P	2ϕ12/ϕ10	2ϕ10	4ϕ8	14	274			14	283	14	283	6	280
T2C	2ϕ12/ϕ10	2ϕ10	4ϕ8	14	280			14	283	14	289	6	280
T3P	6ϕ12/ϕ10	2ϕ10	6ϕ8	16	354			16	363	18	363	6	360
T4P	6ϕ12/ϕ10	2ϕ10	6ϕ8	16	354			16	363	18	363	6	360
T5C	2ϕ12/ϕ10	2ϕ10	4ϕ8	14	280			14	283	14	289	6	280
T6P	2ϕ12/ϕ10	2ϕ10	4ϕ8	14	274			14	283	14	283	6	280
T7C	4ϕ12/ϕ10	2ϕ10	4ϕ8	14	280			16	283	16	289	6	280
T8C	4ϕ12/ϕ10	2ϕ10	4ϕ8	16	280			16	283	16	289	6	280
T9C	6ϕ12/ϕ10	2ϕ10	6ϕ8	16	360			20	363	22	369	6	360
T10C	6ϕ12/ϕ10	2ϕ10	6ϕ8	16	360			20	363	22	369	6	360
T11C	4ϕ12/ϕ10	2ϕ10	4ϕ8	16	280			16	283	16	289	6	280
T12C	4ϕ12/ϕ10	2ϕ10	4ϕ8	14	280			16	283	16	289	6	280
T13P	2ϕ12/ϕ10	2ϕ10	4ϕ8	14	274			14	283	14	283	6	280
T14P	2ϕ12/ϕ10	2ϕ10	4ϕ8	14	274			14	283	14	283	6	280
T15C	6ϕ12/ϕ10	2ϕ10	6ϕ8	16	360			20	363	22	369	6	360
T16C	6ϕ12/ϕ10	2ϕ10	6ϕ8	16	360			20	363	22	369	6	360
T17P	2ϕ12/ϕ10	2ϕ10	4ϕ8	14	274			14	283	14	283	6	280
T18P	2ϕ12/ϕ10	2ϕ10	4ϕ8	14	274			14	283	14	283	6	280
•T19C	1ϕ8/25"	2ϕ8	6ϕ8	14	505	14	336	12	508	14	514	6	505
•T20C	1ϕ8/25"	2ϕ8	6ϕ8	14	415	14	276	12	418	12	424	6	415
•T21C	1ϕ8/25"	2ϕ8	6ϕ8	14	505	14	336	12	508	14	514	6	505
•T22C	1ϕ8/25"	2ϕ8	6ϕ8	14	415	14	276	12	418	12	424	6	415
T23P	1ϕ8/25"	2ϕ8	4ϕ8	14	94			12	103	12	103	6	100
T24P	1ϕ8/25"	2ϕ8	4ϕ8	14	94			12	103	12	103	6	100
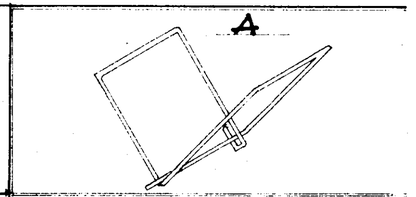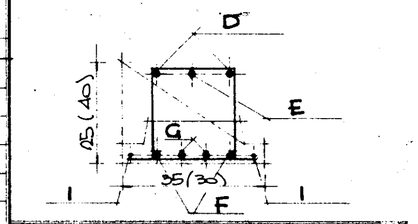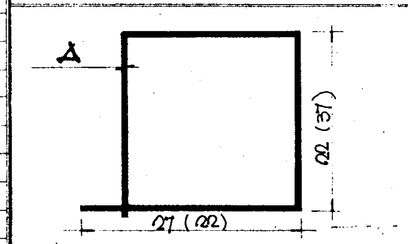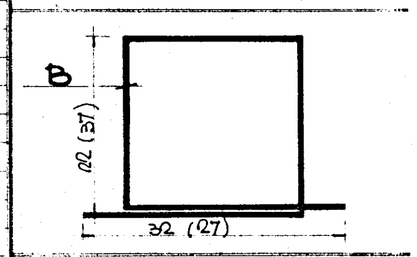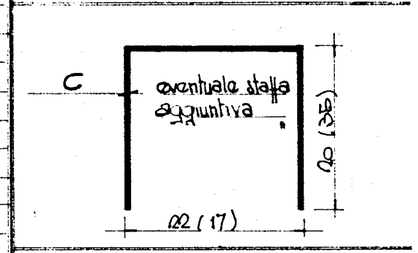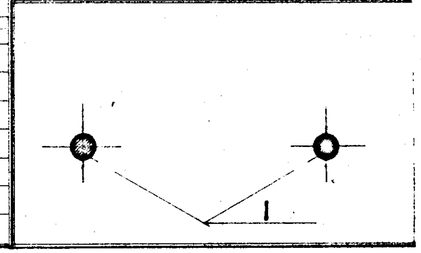
N.B. LE TRAVI SEGNALATE CON • HANNO SEZIONE CM. 30 - 40 E DIMENSIONI STAFFE COME DA QUOTE IN PARENTESI, SULLO SCHEMA.