EDI.CO.M. srl
Via Devitofrancesco n. 31/C
BARI

COLLEGIO DEI PERITI INDUSTRIALI E NAUTICI - BRINDISI
PER. IND.
AMMASSARI
CARMELO
Iscr. Albo
N. 4

IMPIANTO DI RISCALDAMENTO

Scala
1:100

Data
4-3-85

Tav.
1

ALLOGGI POPOLARI
FRANCAVILLA FONTANA

Comparto 8
Piano di zona 167

piante, prospetti e sezione

C

I.A.C.P.

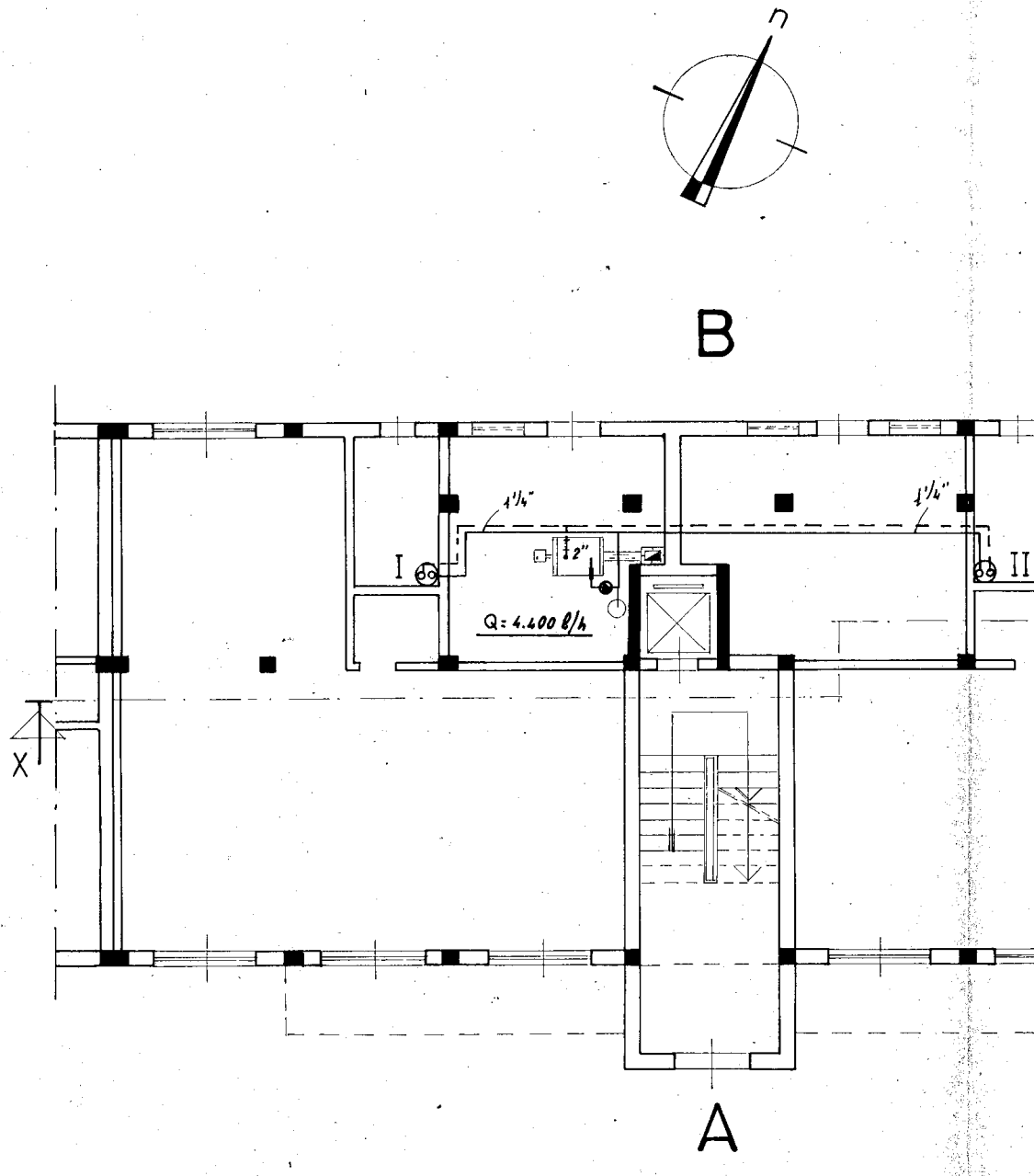
n
B
1¼"
1¼"
2"
I
II
Q= 4.400 l/h
X
A

PIANO TERRA

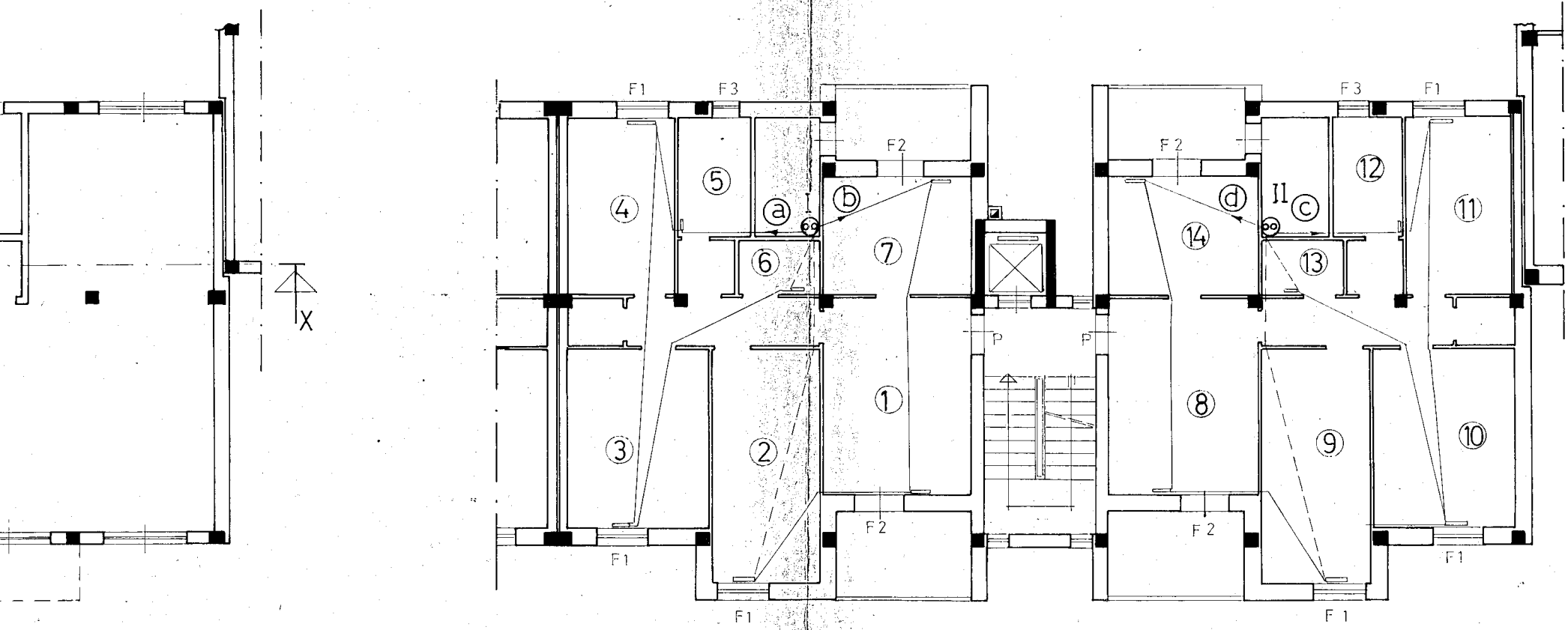
F1
F3
F2
F2
F3
F1
⑤
④
ⓐ
I
ⓑ
ⓓ
II
ⓒ
⑫
⑪
⑥
⑦
⑭
⑬
X
P
P
③
②
①
⑧
⑨
⑩
F1
F2
F2
F1
F1
F1

PIANO TIPO

TABELLA DEI RADIATORI

N.	P. 1°	P 2°-3°	P. 4°
1	7 - 4 - 890	5 - 4 - 890	7 - 4 - 890
2	6 - 4 - 700	4 - 4 - 700	6 - 4 - 700
3	5 - 4 - 700	4 - 4 - 700	5 - 4 - 700
4	5 - 4 - 700	4 - 4 - 700	5 - 4 - 700
5	4 - 4 - 890	3 - 4 - 890	4 - 4 - 890
6	2 - 2 - 700	2 - 2 - 700	2 - 2 - 700
7	5 - 4 - 890	5 - 4 - 890	6 - 4 - 890
8	7 - 4 - 890	5 - 4 - 890	7 - 4 - 890
9	6 - 4 - 700	4 - 4 - 700	6 - 4 - 700
10	7 - 4 - 700	6 - 4 - 700	7 - 4 - 700
11	5 - 4 - 700	4 - 4 - 700	5 - 4 - 700
12	4 - 4 - 890	3 - 4 - 890	4 - 4 - 890
13	2 - 2 - 700	2 - 2 - 700	2 - 2 - 700
14	6 - 4 - 890	6 - 4 - 890	6 - 4 - 890

DIAMETRO TUBI ANELLI

Piano / Anello	P. 1°	P. 2°-3°	P. 4°
a	14	12	14
b	14	14	14
c	14	14	14
d	14	14	14

Spessore coppelle TEL

ϕ	Colonne montanti mm.	Rete orizzont. mm.	Centrale termica mm.
3/4"	15		Per diametri sino a 2" 15
1"	15		
1 1/4"	15	30	
1 1/2"	15	30	

SCHEMA VERTICALE

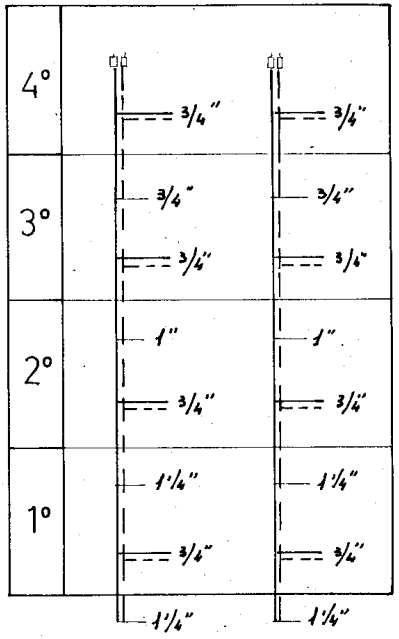
4°
3/4"
3/4"
3°
3/4"
3/4"
3/4"
3/4"
2°
1"
1"
3/4"
3/4"
1°
1 1/4"
1 1/4"
3/4"
3/4"
1 1/4"
1 1/4"

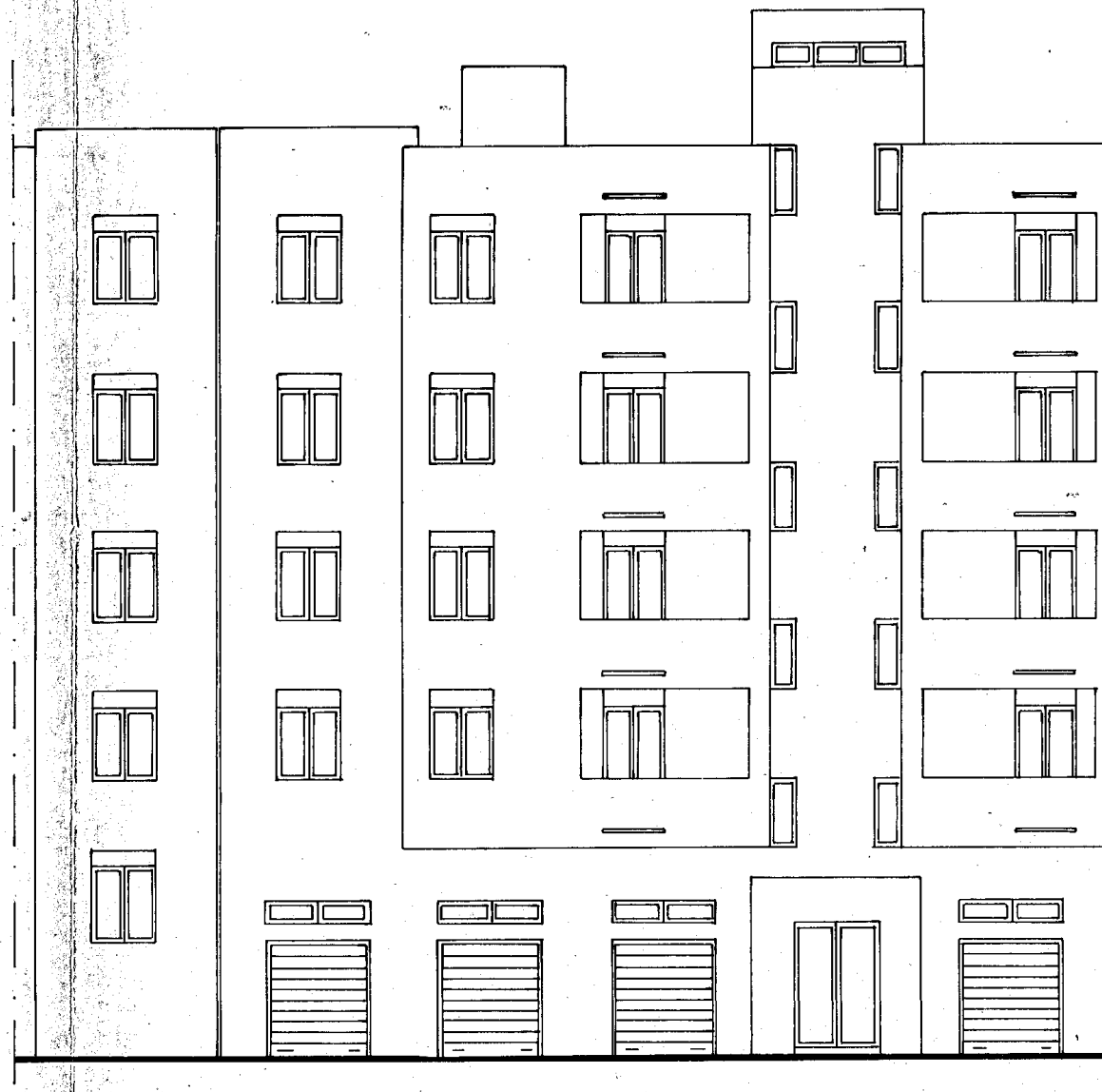

PROSPETTO **A**

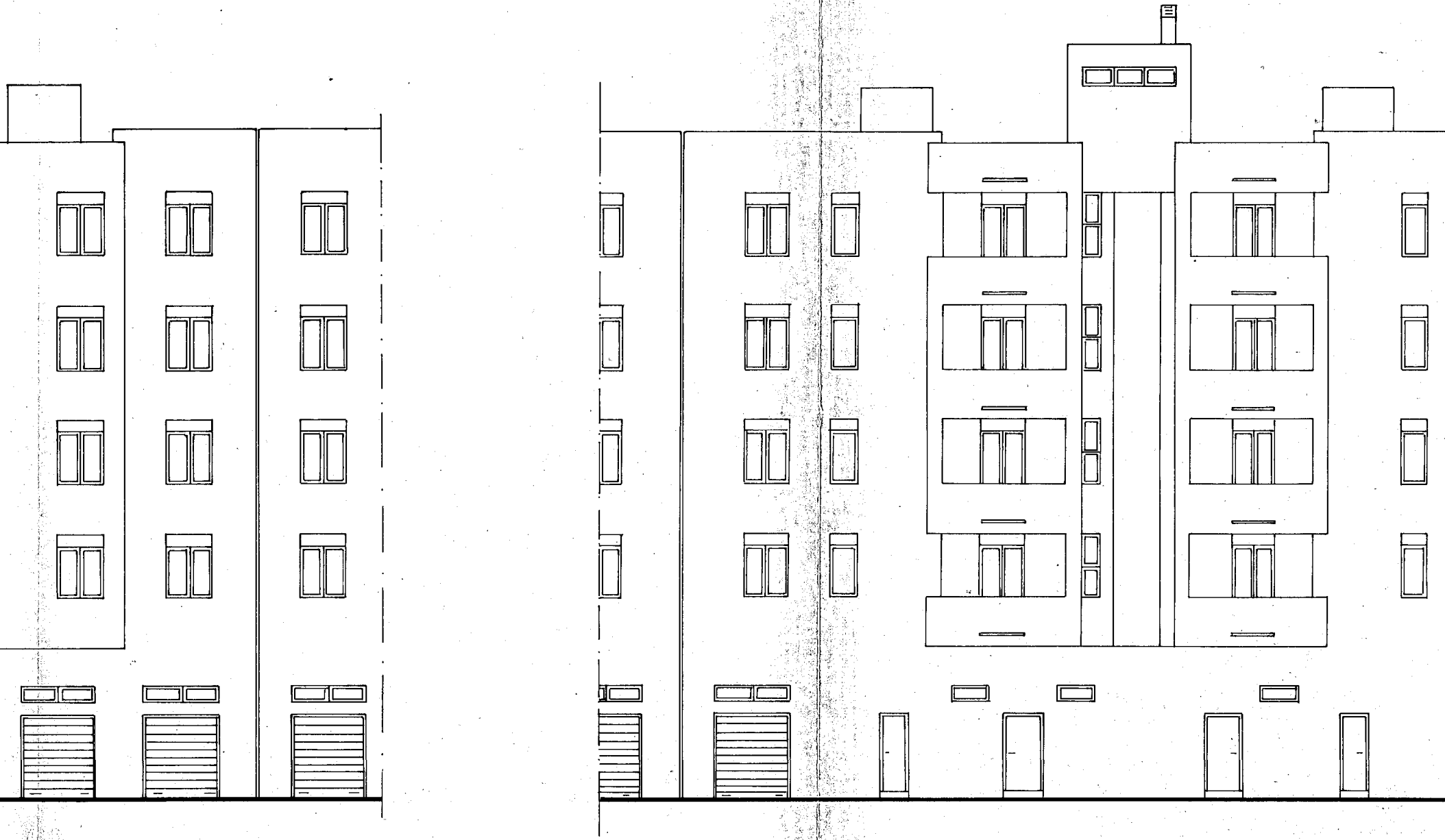

PROSPETTO B

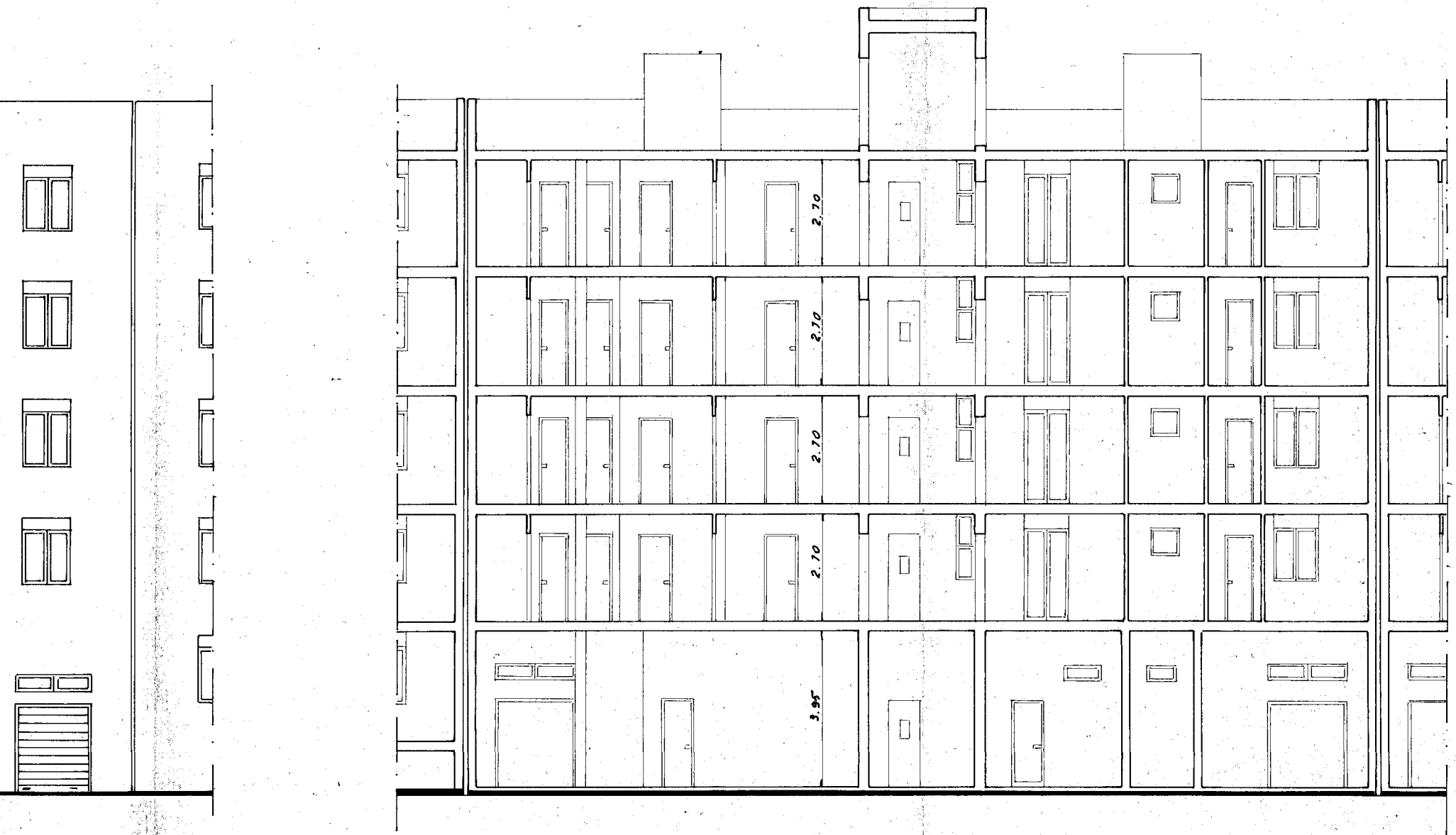
2,70
2,70
2,70
2,70
3,95

SEZIONE X-X