ISTITUTO AUTONOMO CASE POPOLARI _ Prov. BRINDISI
— IMPRESA COSTRUZIONI ING. U. PATRIZI —
FABBR. "A" — CARPENTERIA 1°-2°-3° Solaio
calcestruzzo cem. tipo "500", σ_R 28g ≥ 160 Kg/cmq.
ferro omogeneo σ_s ≥ 2800 » »
rapp. vari dis. n° 1535/4

N.B. - I solai sono fuori opera - I travetti in laterizio fuori opera sono armati con 2φ6 diritti inferiori e 2φ3 diritti superiori —
Interasse travetti cm. 55 —
Zona piena in calcestruzzo di cm. 20 negli appoggi intermedi dei solai continui —

I cordoli hanno la larghezza del muro sottostante e l'altezza di cm. 20⁵ e sono armati con 4φ10 e staffe φ6/33 cm —

Per l'armatura aggiunta nei cordoli in corrispondenza delle finestre e per l'armatura delle piattabande esterne vedere particolari carpenteria 1° e 2° solaio fabbr. "C" dis. n° 1535/1 —

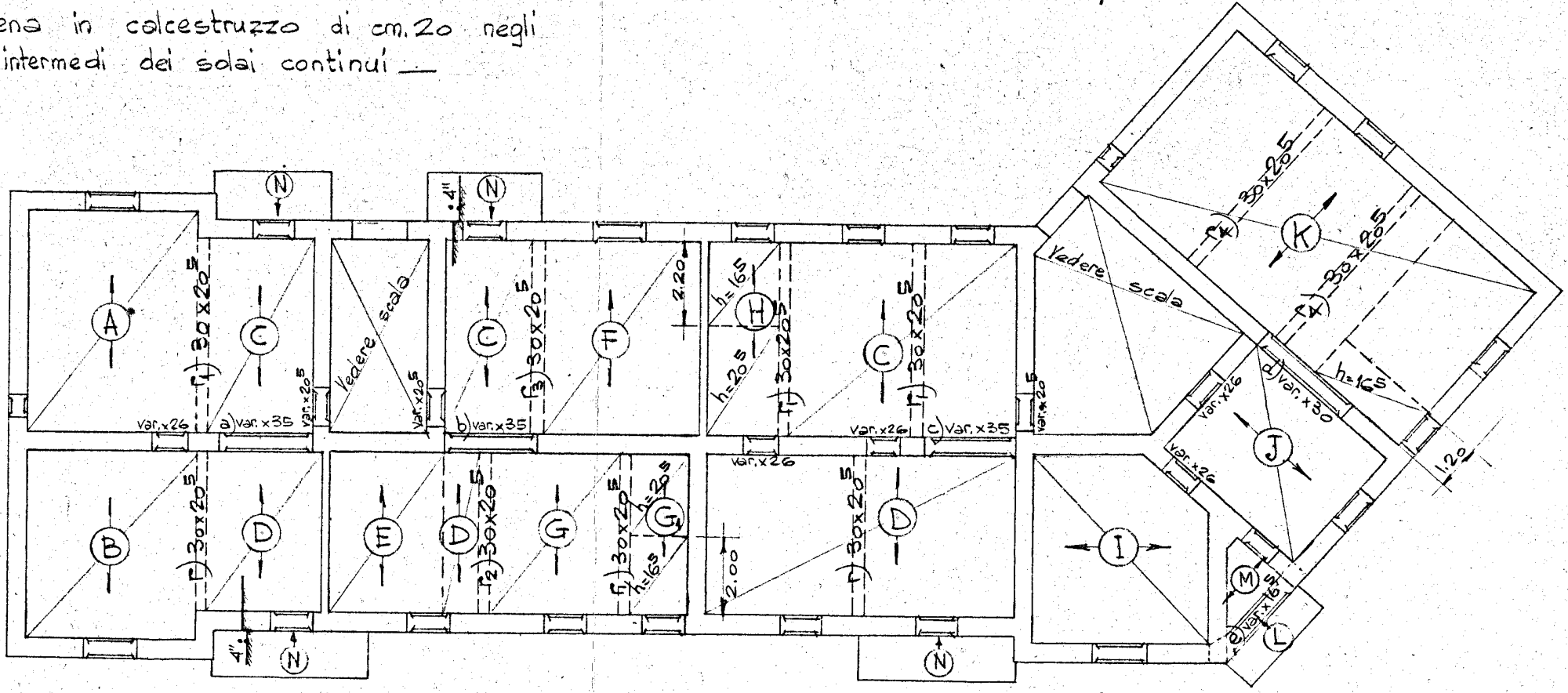
A
B
C
D
E
F
G
H
I
J
K
L
M
N
Vedere scala
30x20⁵
30x25
f1)
f2)
f3)
f4)
a) var. x 35
b) var. x 35
c) var. x 35
d) var. x 30
e) var. x 16⁵
var. x 26
var. x 20⁵
h = 16⁵
h = 20⁵
2.20
2.00
1.20
4"

Per l'armatura delle piattabande interne 60x26 (1° solaio) e 50x26 (2° e 3° solaio) vedere carpenteria 1° e 2° solaio fabbr. "C" dis. 1535/1.

Per i particolari della scala e delle piattabande 50x20^5 vedere particolari scala dis. n° 1535/2 —

Per il particolare architettonico delle finestre vedere carpenteria 1° e 2° solaio fabbr. "C" dis. 1535/1 —

PARTICOLARE BALCONE

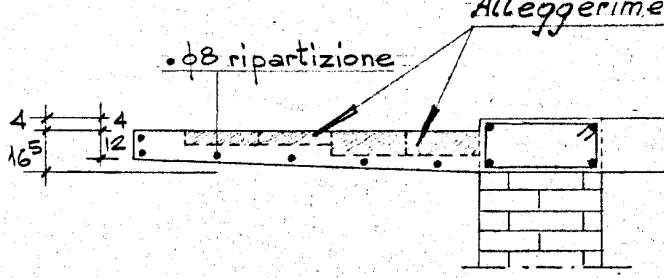
Allegerime
• φ8 ripartizione
4
4
12
16^5

Tipo	Altezza solaio o balcone	ARMATURA											LUNGHEZZA SAGOMA (cm.)							
		①	②	③	④	⑤	⑥	⑦	⑧	⑨	⑩	⑪	a	b	c	d	e	f	g	h
A	20^5	—	—	1φ16	—	1φ16	—	—	—	1φ16	—	—	—	—	105	125	50	60	90	—
B	20^5	—	—	—	1φ14	—	—	—	1φ12	—	—	—	—	—	—	—	50	60	90	—
C	20^5	—	—	1φ16	—	1φ14	—	1φ14	—	—	—	—	—	—	100	110	45	50	—	—
D	20^5	—	—	—	1φ12	—	1φ10	—	—	—	—	—	—	—	—	—	40	50	—	—
E	20^5	—	—	—	—	—	—	—	—	—	1φ12	1φ14	—	—	—	—	—	—	—	40
F	20^5	—	—	1φ8	—	1φ14	—	1φ12	—	—	—	—	—	—	100	110	45	50	—	—
G	20^5	—	—	—	1φ14	—	1φ14	—	—	—	—	—	—	—	—	—	40	50	—	—
G_1	16^5/20^5	—	—	—	1φ16	—	1φ16	—	—	—	—	—	—	—	—	—	40	50	—	—
H	16^5/20^5	—	—	1φ12	—	1φ16	—	1φ16	—	—	—	—	—	—	100	110	45	50	—	—
I	20^5	—	—	—	—	—	—	—	—	—	1φ12	1φ14	—	—	—	—	—	—	—	45
J	20^5	—	—	—	—	—	—	—	—	—	1φ16	1φ16	—	—	—	—	—	—	—	45
K	16^5/20^5	—	—	—	—	—	—	—	—	—	1φ18	1φ18	—	—	—	—	—	—	—	50
L	vedere partic.					vedere		particolare							vedere		particolare			
M	16^5 pieno					»		»							»			»		
N	»	1φ12	1φ12	—	—	—	—	—	—	—	—	—	130	60	—	—	—	—	—	—

: N

nto con forati

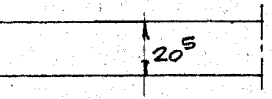

ARMATURA BALCONE : N

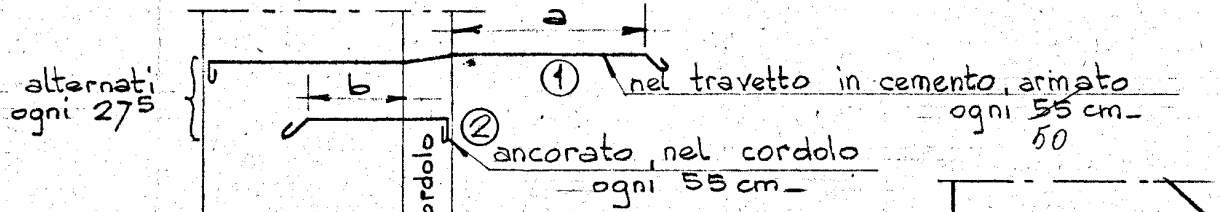
a
b
alternati
ogni 27^5
①
nel travetto in cemento armato
ogni ~~55~~ cm_
50
②
ancorato nel cordolo
ogni 55 cm_
cordolo

ARMATURA SOLAI NON CONTINUI

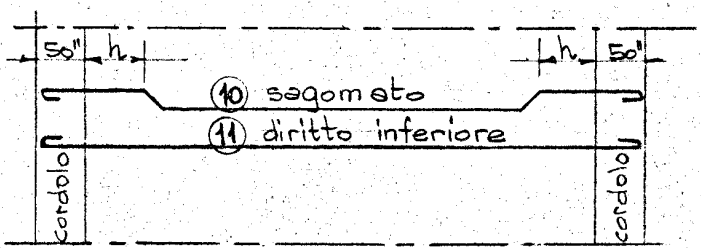
50"
h
h
50"
⑩ sagomato
⑪ diritto inferiore
cordolo
cordolo

N.B.– I cordoli le piattabande esterne ed interne e le travi a-b-c-d-e- hanno la larghezza di cm.60 nel primo solaio di cm.50 nel secondo e terzo solaio, senza variazioni nell'armatura ——

N.B.– Aumentare di mm. 2 il diametro dei ferri dei due travetti (destro e sinistro) adiacenti ai rinforzi r – r₁ – r₂ – r₃ – r₄ —

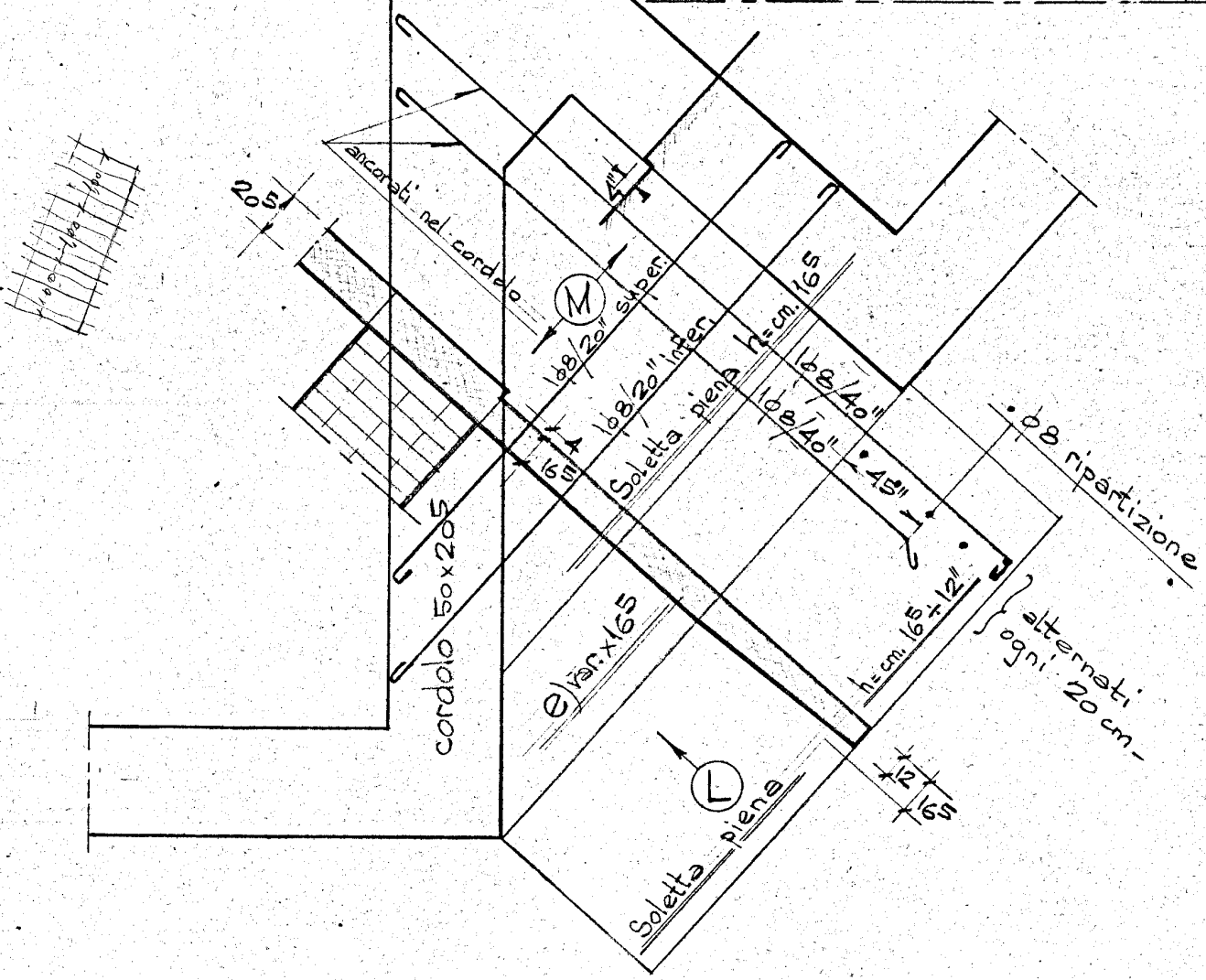
20^5
ancorati nel cordolo
M
⌀8/20" super.
⌀8/20" infer.
Soletta piena h=cm.16^5
⌀8/40"
⌀8/40"
45"
16^5
50×20^5
cordolo
e) var.×16^5
⌀8 ripartizione
alternati ogni 20 cm–
h=cm.16^5÷12"
12
16^5
L
Soletta piena

PARTICOLARE SOLAIO M E BALCONE L

ARMATURA SOLAI CONTINUI

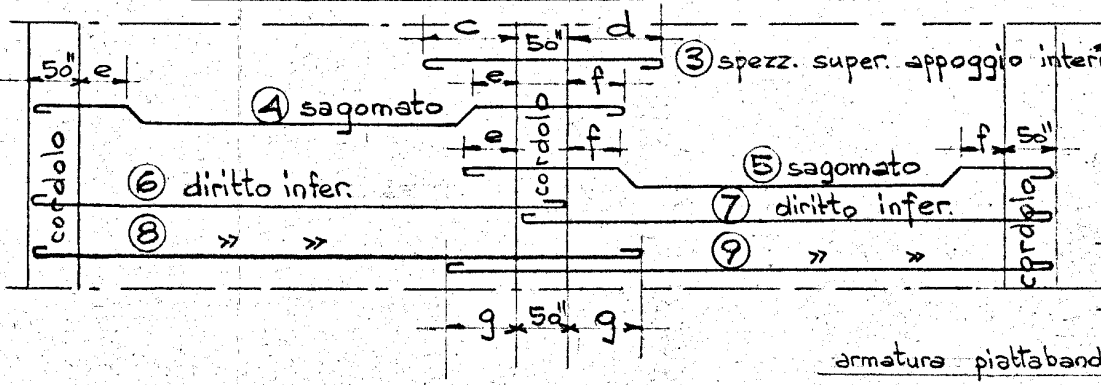

c
d
50"
e
f
g
③ spezz. super. appoggio interno
④ sagomato
⑤ sagomato
⑥ diritto infer.
⑦ diritto infer.
⑧ » »
⑨ » »
cordolo
armatura piattabande interne

ARMATURA TRAVE a e c) var. x 35

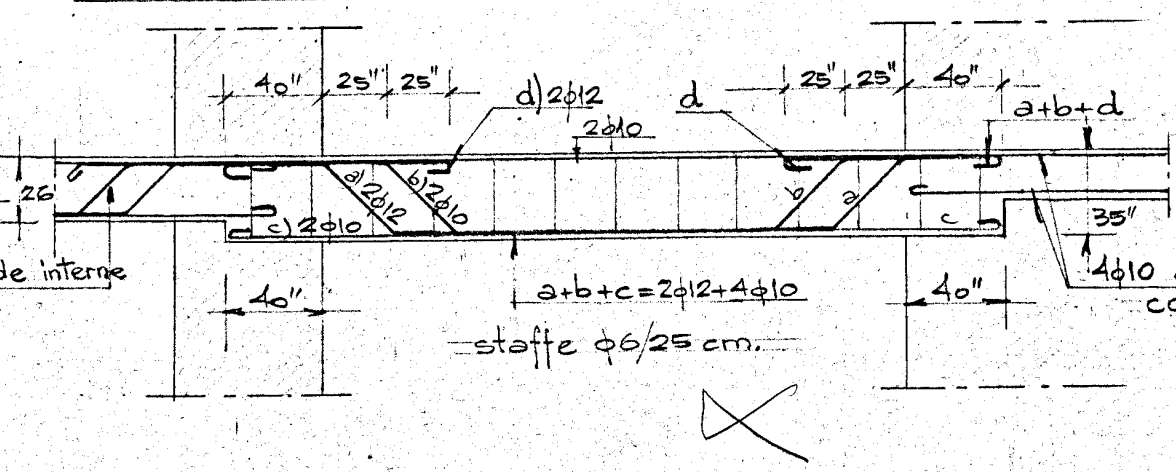

40"
25"
25"
d) 2φ12
2φ10
d
a+b+d
26
a) 2φ12
b) 2φ10
c) 2φ10
35"
4φ10
40"
a+b+c=2φ12+4φ10
staffe φ6/25 cm.

ARMATURA TRAVETTI r

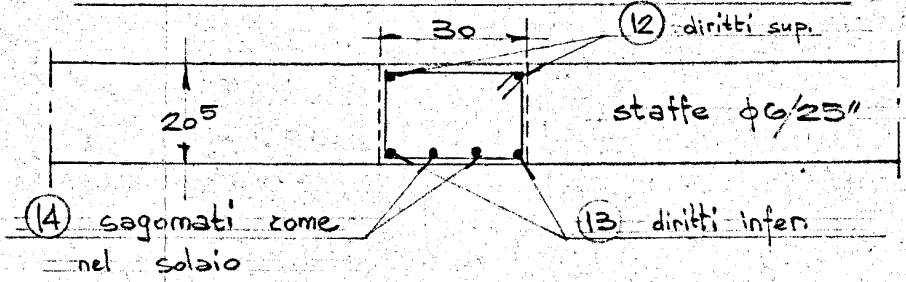

30
⑫ diritti sup.
20⁵
staffe φ6/25"
⑭ sagomati come nel solaio
⑬ diritti infer.

ARMATURA TRAVE d) var. x 30

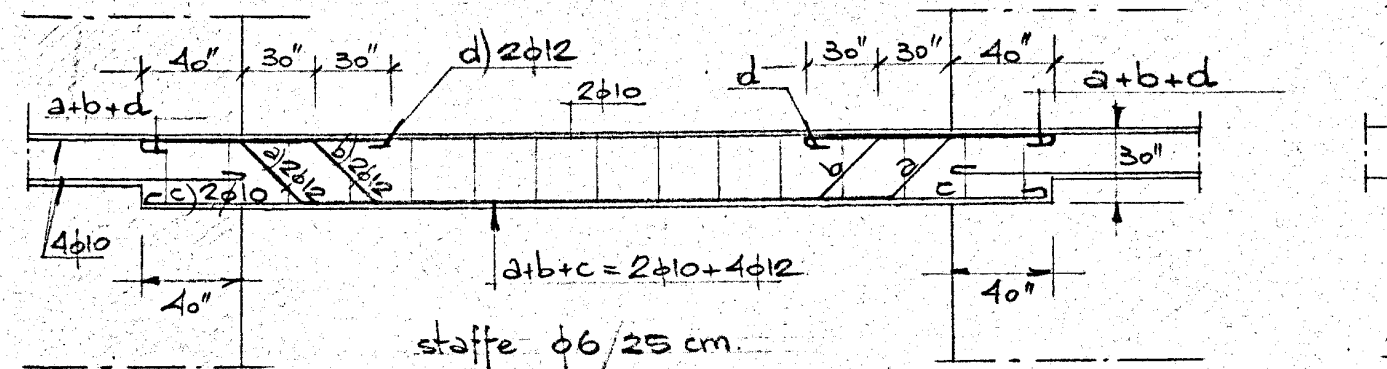

40"
30"
30"
d) 2φ12
2φ10
d
a+b+d
a) 2φ12
b) 2φ12
c) 2φ10
30"
4φ10
40"
a+b+c = 2φ10+4φ12
staffe φ6/25 cm.

Tipo	12	13	14	staffe
r	2φ10	2φ16	2φ16	φ6/25"
r_1	»	2φ16	2φ18	»
r_2	»	2φ16	2φ16	»
r_3	»	2φ16	2φ18	»
r_4	»	2φ18	2φ18	»

ARMATURA TRAVE b) var. x35

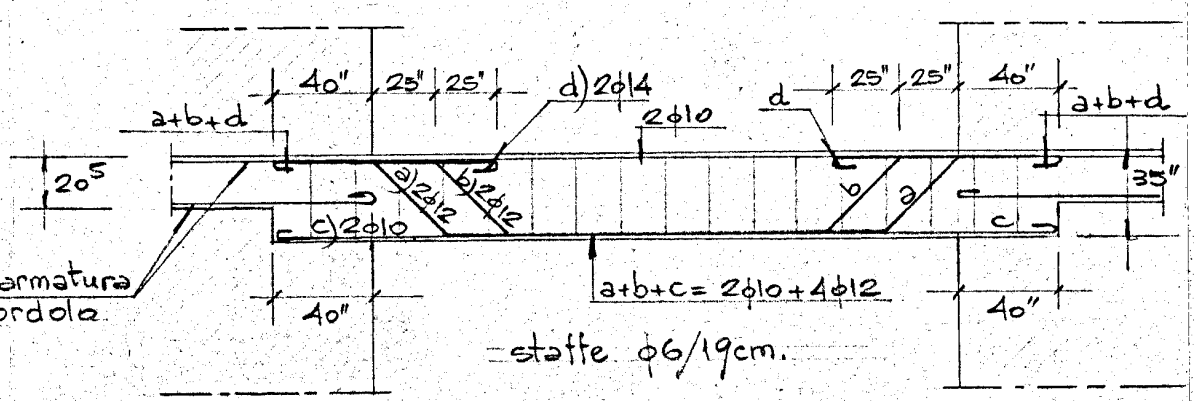

40"
25"
25"
d) 2φ14
2φ10
d
25"
25"
40"
a+b+d
a+b+d
20^5
a) 2φ12
b) 2φ12
c) 2φ10
b
a
c
35"
armatura
ordola
40"
a+b+c= 2φ10 + 4φ12
40"

staffe φ6/19cm.

ARMATURA TRAVE : e) var. x 16^5

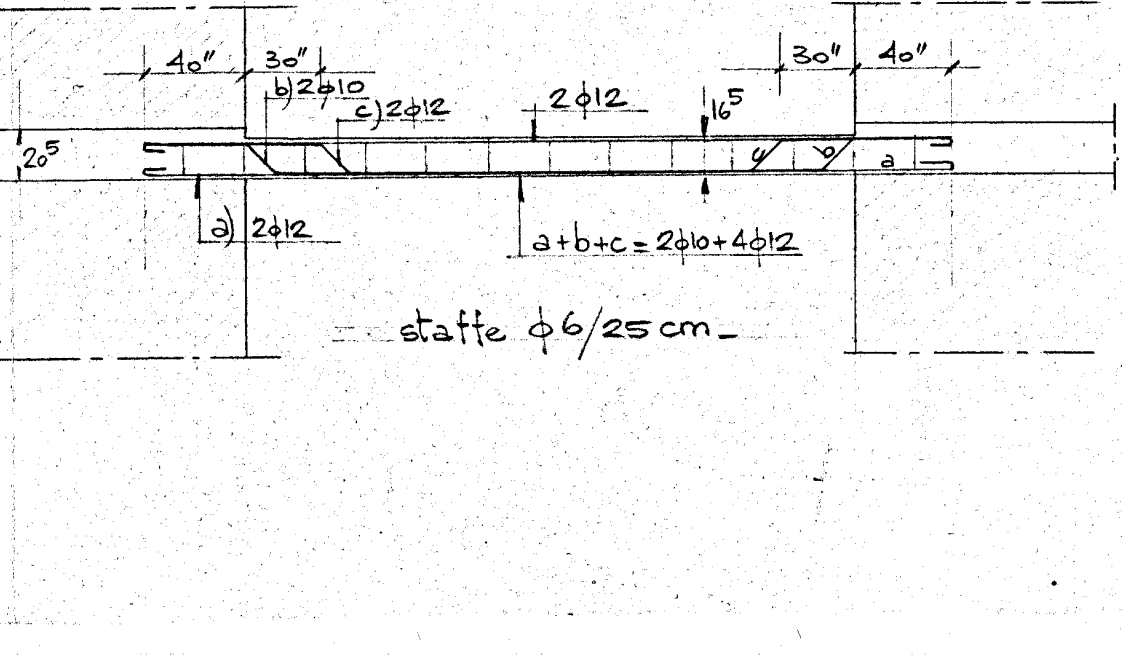

40"
30"
b) 2φ10
c) 2φ12
2φ12
16^5
30"
40"
20^5
c
b
a
a) 2φ12
a+b+c = 2φ10+4φ12

staffe φ6/25 cm_