23

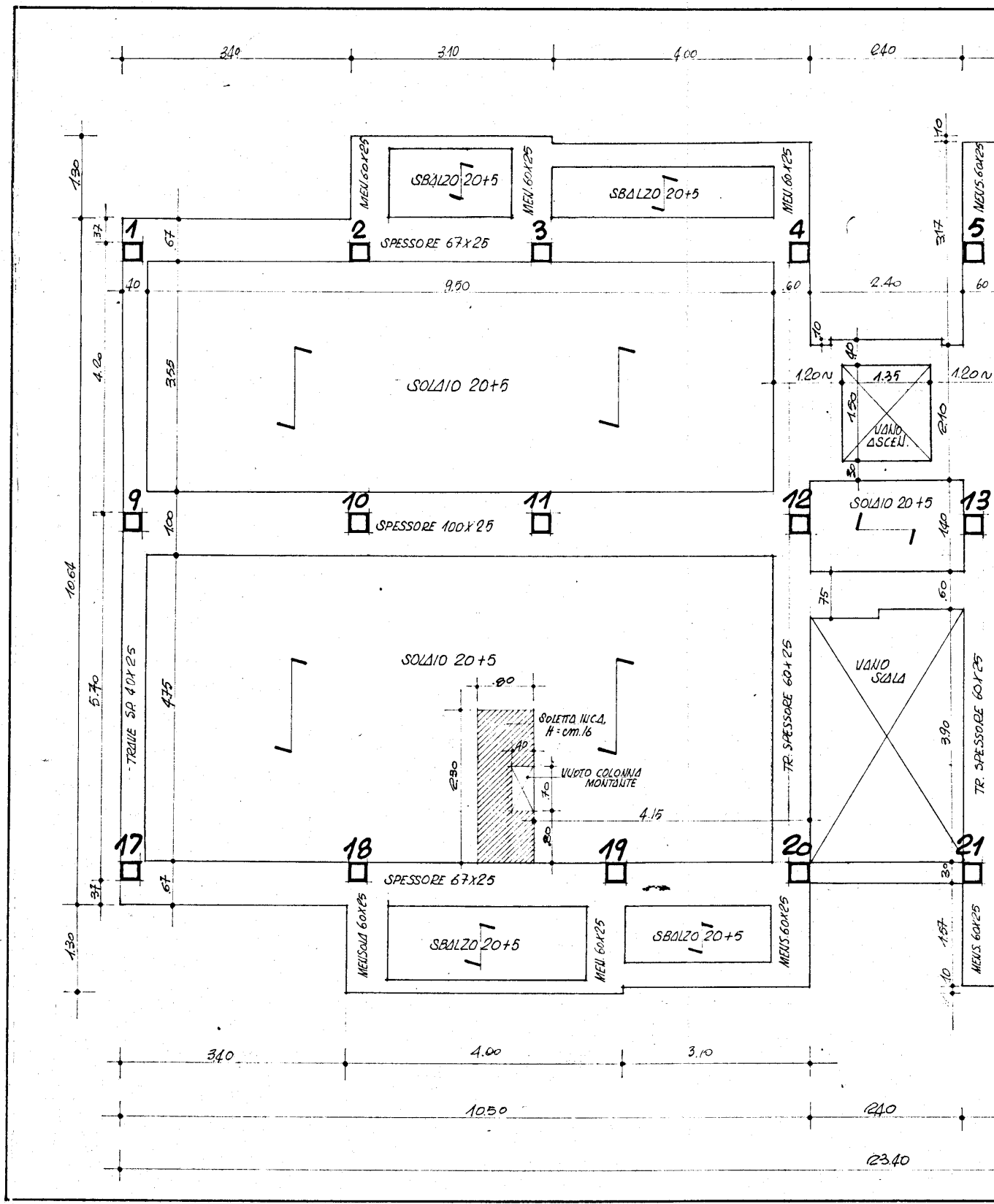
3.40
3.10
4.00
2.40
1.30
37
67
40
3.55
4.20
10.64
5.70
100
4.75
9.50
60
2.40
1.20
1.35
1.50
2.10
30
1.40
75
3.90
3.17
MEN. 60x25
SBALZO 20+5
SPESSORE 67x25
SOLAIO 20+5
SPESSORE 100x25
VANO ASCEN.
VANO SCALA
TRAVE SP. 40x25
TR. SPESSORE 60x25
SOLETTA IN C.A. H = cm.16
VUOTO COLONNA MONTANTE
80
2.30
70
4.15
1.87
10
4.00
3.10
10.50
23.40
1
2
3
4
5
9
10
11
12
13
17
18
19
20
21

STUDIO TECNICO · Ing. Iurilli G.

Brindisi
Federico II n. 8

Committente
I.A.C.P. di BRINDISI
LEGGE 27-5-1975 N° 166
PROGRAMMA D'INTERVENTO

Denominazione dell'opera
ELABORATI IN C. ARM.
PIANTA TIPO SOLAIO DI
COPERTURA E CARPENTERIA
TRAVI

Scala 1:50 - 1:20
Data LUGLIO - 1977

PROGETTO PER LA COSTRUZIONE
DI ALLOGGI POPOLARI IN BRINDISI
QUARTIERE S. ELIA EST - SOLUZIONE
IN LINEA.
FABBRICATO 2a e 2b

Disegnatore
Progettista Iurilli

Sostituisce il n.
Sostituito dal n.

Data aggiornamenti
LUGLIO '77.

VERIFICARE MISURE E QUOTE

R 41 - TEST 4

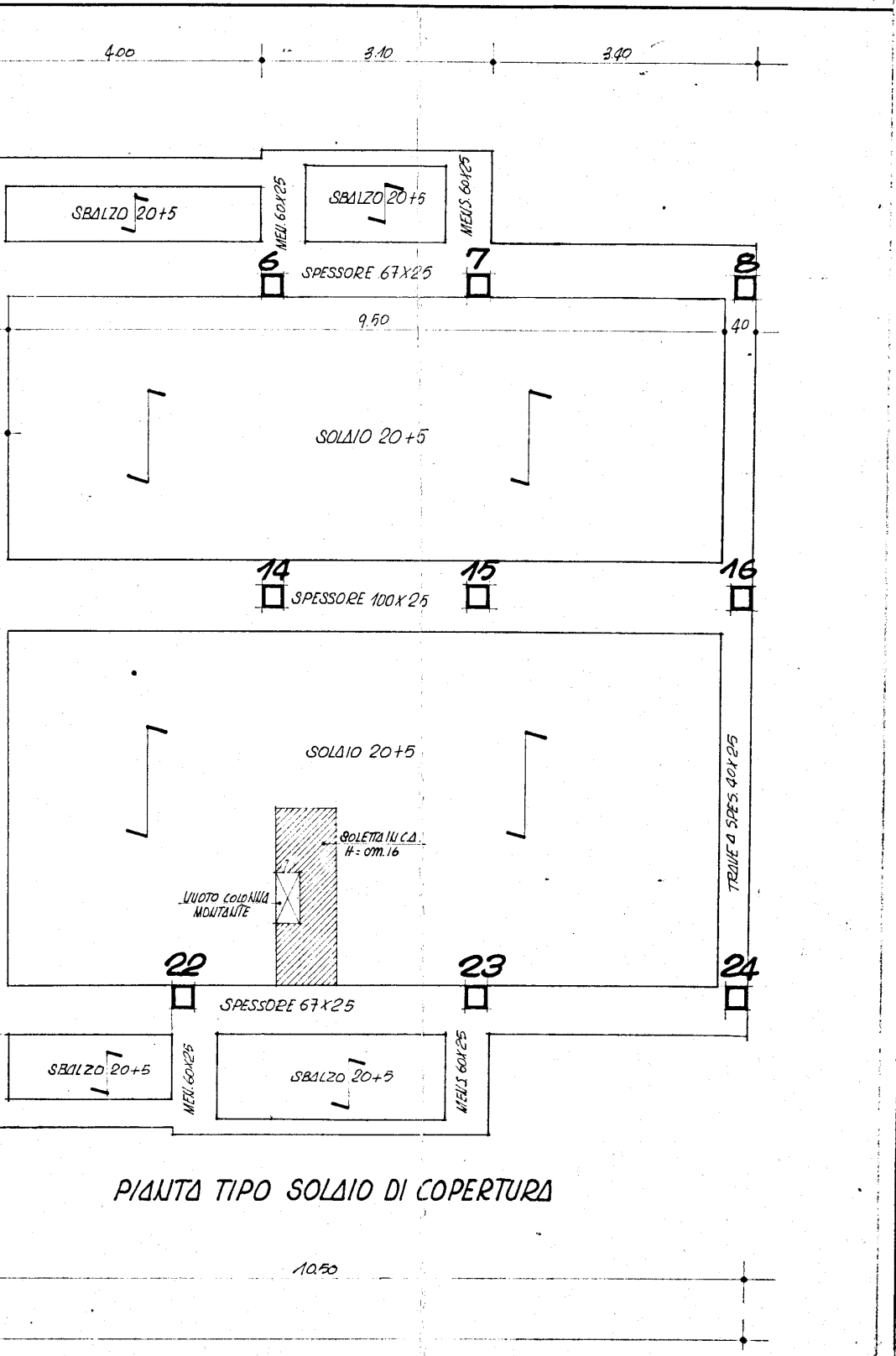

PIANTA TIPO SOLAIO DI COPERTURA

4.00
3.10
3.40
SBALZO 20+5
MENS. 60X25
SBALZO 20+5
MENS. 60X25
6
7
8
SPESSORE 67X25
9.50
40
SOLAIO 20+5
14
15
16
SPESSORE 100X25
SOLAIO 20+5
SOLETTA IN C.A.
H= cm.16
VUOTO COLONNA MONTANTE
TRAVE A SPES. 40X25
22
23
24
SPESSORE 67X25
SBALZO 20+5
MENS. 60X25
SBALZO 20+5
MENS. 60X25
10.50



1/8
2/7
B
3/6
4/5
30
3.10
30
2.50
30
3.70
30
B
ml. 1.50 - 2φ14
ml. 2.00 - 6φ14
ml. 2.00 - 6φ14
6φ14 - ml. 1.50
ml. 10.45 - 6φ14
ml. 2.00 - 2φ14
ml. 2.50 - 6φ14
ml. 10.45 - 6φ14
PARTICOLARE MENSOLA
AL PILASTRO 2-3-6-7
A
A
30
1.67
25
BALC.
BALC.
SEZIONE A-A
25
67
ml. 1.94 - 4φ12
23
ml. 1.94 - 4φ12
64
23
st. φ8/20
SEZIONE B-B
1.67
PILASTRO
67
64
23
st. φ8/20
ml. 1.94
1φ10 - .90
1φ10 - ml. 1.94

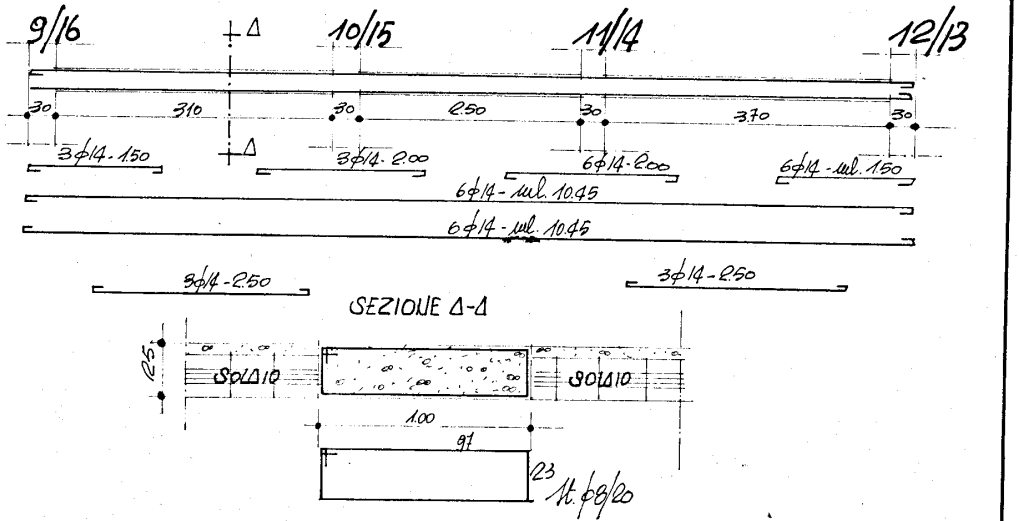

9/16
A
10/15
11/14
12/13
30
3.10
30
2.50
30
3.70
30
A
3φ14 - 1.50
3φ14 - 2.00
6φ14 - 2.00
6φ14 - ml. 1.50
6φ14 - ml. 10.45
6φ14 - ml. 10.45
3φ14 - 2.50
3φ14 - 2.50
SEZIONE A-A
25
SOLAIO
SOLAIO
1.00
91
23
st. φ8/20

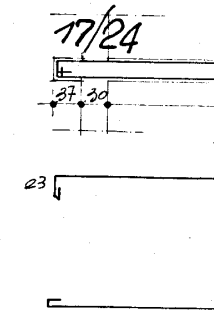

17/24
37
30
23

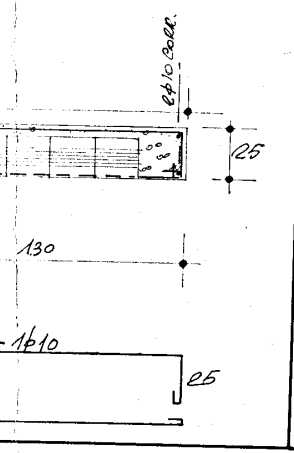
2ϕ10 corr.
25
130
-1ϕ10
25

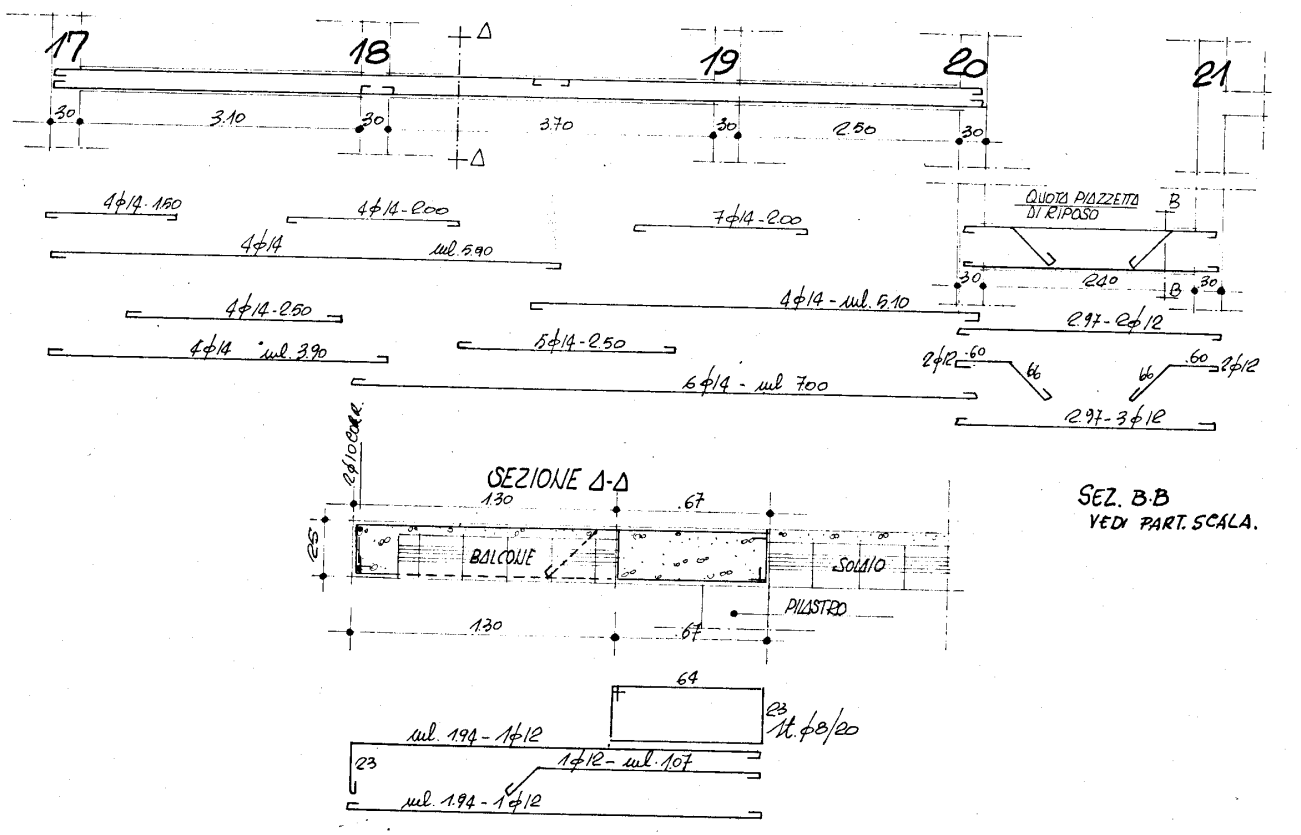
17
18
19
20
21
30
3.10
3.70
2.50
4ϕ14-1.50
4ϕ14-2.00
7ϕ14-2.00
4ϕ14 ml 5.90
4ϕ14-2.50
4ϕ14 - ml 5.10
4ϕ14 ml 3.90
5ϕ14-2.50
6ϕ14 - ml 7.00
QUOTA PIAZZETTA DI RIPOSO
B
2.40
2.97-2ϕ12
2ϕ12 .60
66
2.97-3ϕ12
2ϕ10 corr.
1.30
.67
25
BALCONE
SOLAIO
PILASTRO
64
23
st. ϕ8/20
ml 1.94 - 1ϕ12
1ϕ12 - ml 1.07
ml 1.94 - 1ϕ12

SEZIONE A-A

SEZ. B.B
VEDI PART. SCALA.

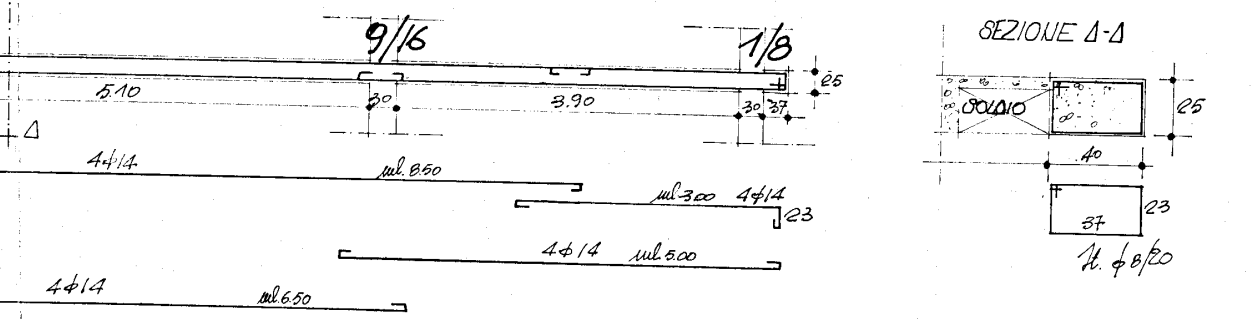
A
9/16
1/8
25
5.10
30
3.90
37
4ϕ14 ml 8.50
ml 3.00 4ϕ14
23
4ϕ14 ml 5.00
4ϕ14 ml 6.50
SOLAIO
25
.40
37
23
st. ϕ8/20

SEZIONE A-A

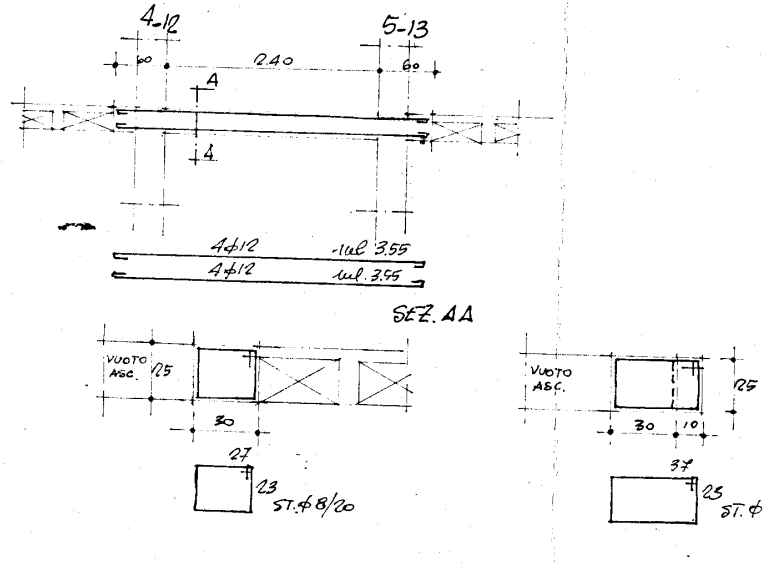
4-12
5-13
60
2.40
A
4ϕ12 ml 3.55
4ϕ12 ml 3.55
VUOTO ASC.
25
30
27
23
ST. ϕ8/20
10
37
25
ST. ϕ

SEZ. AA

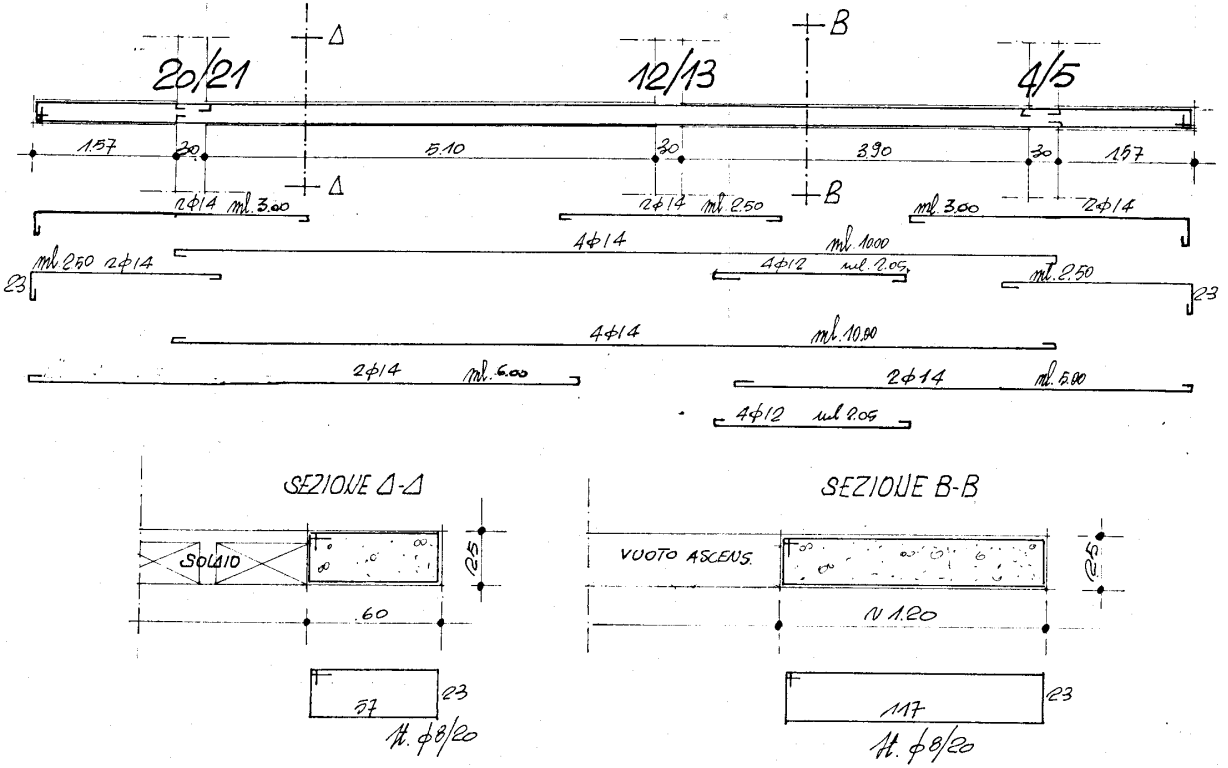
20/21
12/13
4/5
A
B
1.57
30
5.10
30
3.90
30
1.57
2φ14 ml 3.00
2φ14 ml 2.50
ml 3.00
2φ14
4φ14
ml 10.00
4φ12 ml 2.05
ml 2.50 2φ14
23
ml 2.50
23
4φ14
ml 10.00
2φ14 ml 6.00
2φ14 ml 5.00
4φ12 ml 2.05
SEZIONE A-A
SOLAIO
25
60
57
23
st. φ8/20
SEZIONE B-B
VUOTO ASCENS.
25
~1.20
117
23
st. φ8/20

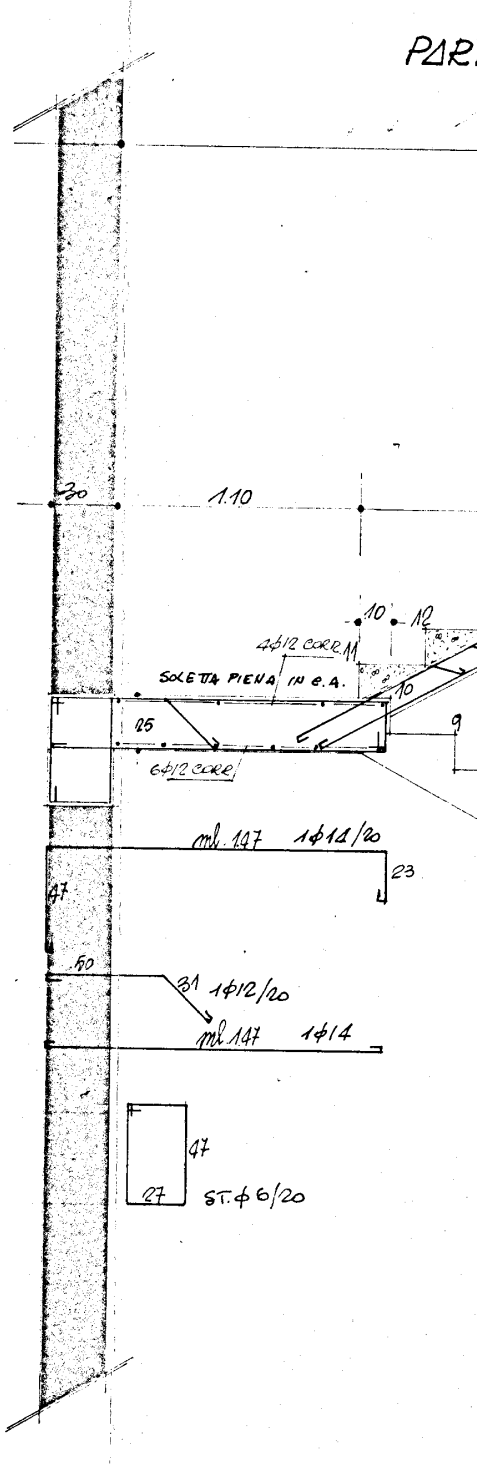
PAR
30
1.10
10
12
4φ12 CORR
SOLETTA PIENA IN C.A.
10
25
9
6φ12 CORR
ml 1.47 1φ14/20
23
47
50
31 1φ12/20
ml 1.47 1φ14
47
27
ST. φ6/20

8/20

T/RE SCALA - SEZIONE A-A

scala = 1:20

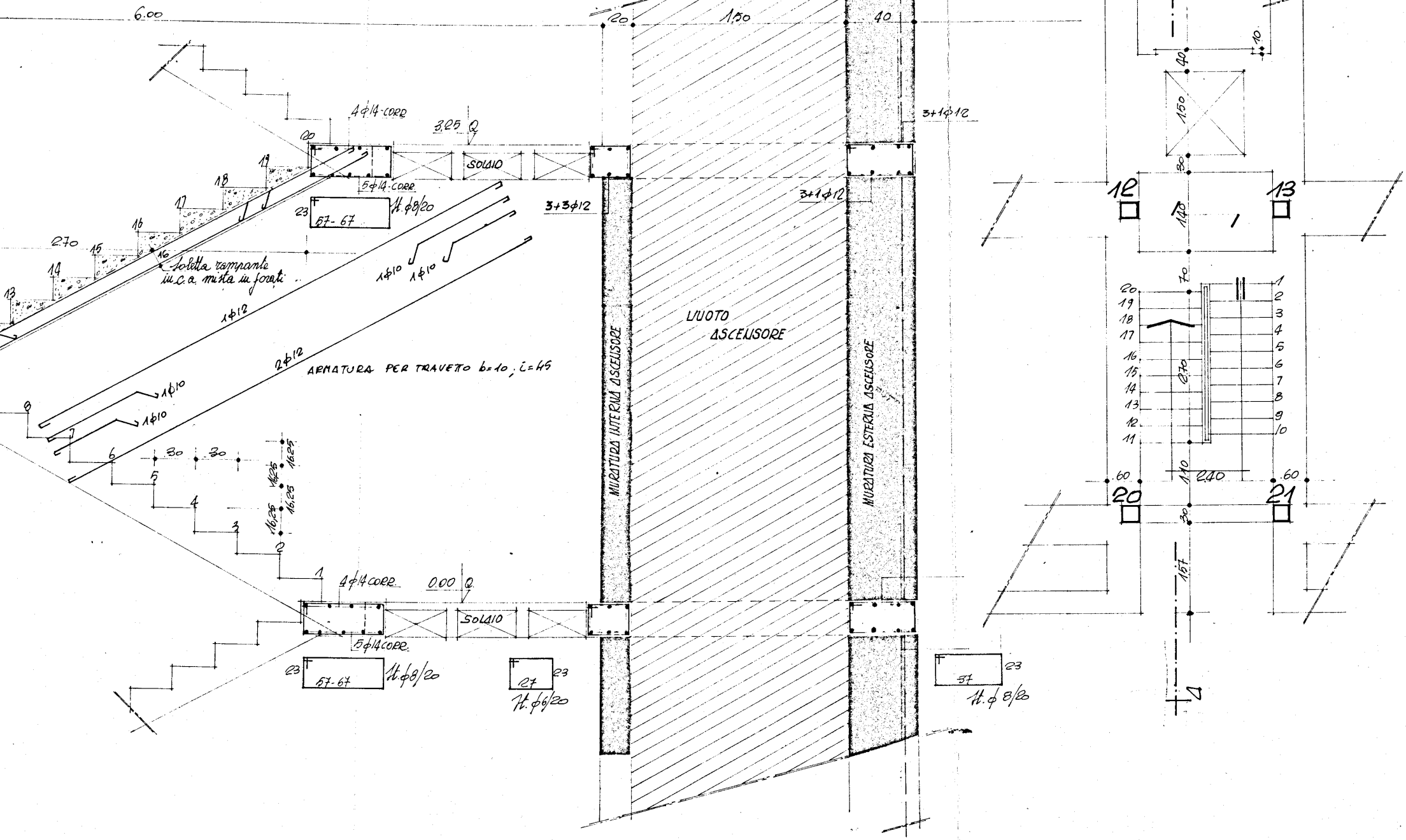
6.00
20
1.50
40
4φ14 CORR.
3.25 Q
SOLAIO
5φ14 CORR.
23
57-67
Ht. φ8/20
3+3φ12
3+1φ12
3+1φ12
2.70
Soletta rampante in c.a. mista in forati
1φ10
1φ10
1φ12
2φ12
ARMATURA PER TRAVETTO b=10, i=45
1φ10
1φ10
30
30
16.25
16.25
16.25
16.25
MURATURA INTERNA ASCENSORE
VUOTO ASCENSORE
MURATURA ESTERNA ASCENSORE
4φ14 CORR.
0.00 Q
SOLAIO
5φ14 CORR.
23
57-67
Ht. φ8/20
27
23
Ht. φ6/20
37
23
Ht. φ8/20
A
10
40
1.50
30
12
13
1.40
70
2.70
1.10
2.40
.60
.60
20
21
30
1.67
A