2 g.

L'IMPRESA

IL DIRETTORE DEI LAVORI

—PALAZZINA GRANDE—

-ISTITUTO AUTONOMO CASE POPOLARI-
BRINDISI

LEGGE 30-12-1960 n° 1676

COSTRUZIONE DI n° 19 ALLOGGI PER
AGRICOLTORI IN LATIANO (BR).

ARMATURA TRAVI 1° PIANO - 2° SOLAIO

SCALA 1:50 | 16-XII-1969

REDATTO: DOTT. ING. UGO LONOCE - BRINDISI

N.B.: USARE FERRO ACCIAIOSO | CEMENTO "750"


12
15
30
100
30
20×60
155
2φ14
155
2φ14
staffe
1φ6/15"

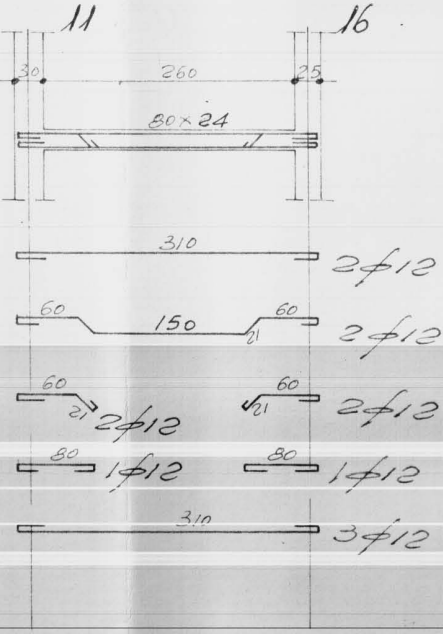
11
16
30
260
25
80×24
310
2⌀12
60
150
60
21
2⌀12
60
21
2⌀12
60
21
2⌀12
80
1⌀12
80
1⌀12
310
3⌀12


12
13
30
430
30
60×24
485
2⌀10
110
225
110
26
1⌀10
60
325
60
26
1⌀10
125
1⌀10
125
1⌀10
110
26
1⌀10
110
26
1⌀10
485
2⌀10

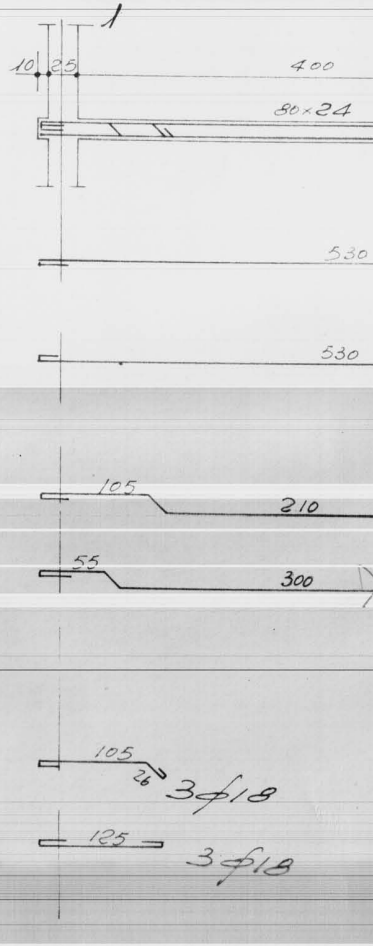
1
10
25
400
80×24
530
530
105
210
55
300
105
26
3⌀18
125
3⌀18


4
A
5
13
14
19
2/18/7
30
320
30
400
25
150
30
400
35
10
10
25
450
30
80×24
80×24
80×24
80×24
90×24
810
2φ18
560
2φ18
750
2φ18
810
4φ18
560
4φ18
750
4φ18
510
510
175
2φ18
175
210
375
2φ18
110
240
110
60
340
60
130
2φ18
130
300
330
2φ18
175
165
175
1φ18
375
210
105
2φ18
110
4φ18
110
145
230
145
1φ18
330
300
55
2φ18
125
3φ18
125
105
3φ18
125
3φ18
100
2φ18
24
80
20
76
26

-PER QUESTA TRAVE USARE FERRO OMOGENEO-

-FERRO OMOGENEO-

staffe 1φ8/15''

-sezione tipo-

-trave 80×24-


6/15/12
2φ18
5φ18
2φ18
2φ18
φ18
φ18

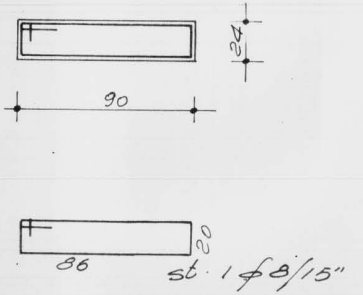
24
90
86
20
st. 1φ8/15"


B
A
480
60×24
60
475
2φ10
475
2φ10
95
210
26
120
1φ10
50
290
26
85
1φ10
110
1φ10
140
1φ10
55
95
26
1φ10
26
120
1φ10

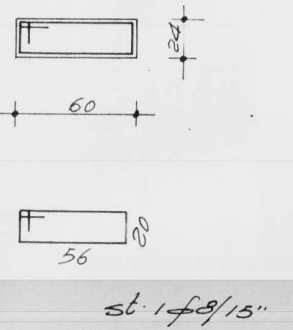
24
60
56
20
st. 1φ8/15"

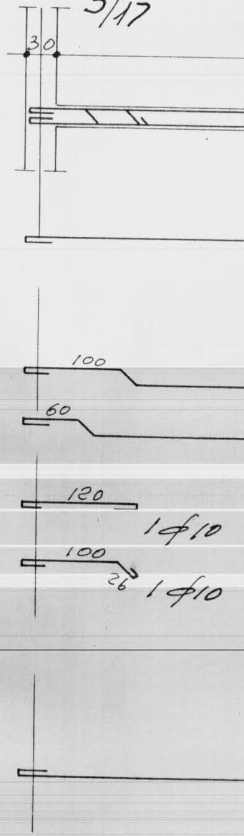
3/17
30
100
60
120
1φ10
100
26
1φ10

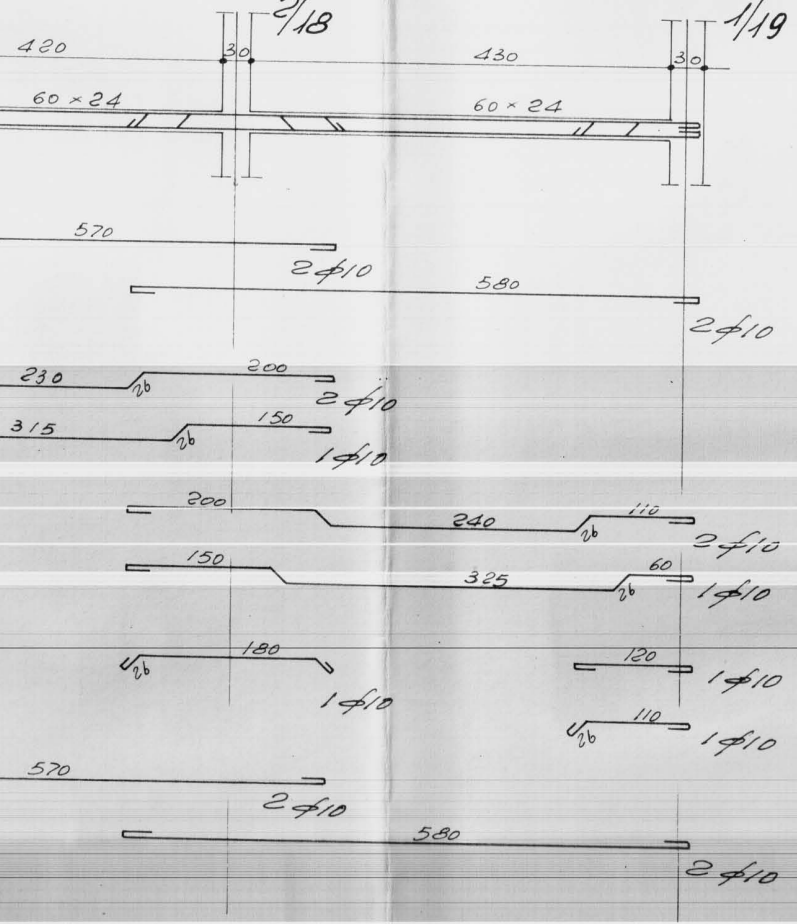
2/18
1/19
420
30
430
30
60 × 24
60 × 24
570
2φ10
580
2φ10
230
26
200
2φ10
315
26
150
1φ10
200
240
26
110
2φ10
150
325
26
60
1φ10
26
180
1φ10
120
1φ10
26
110
1φ10
570
2φ10
580
2φ10

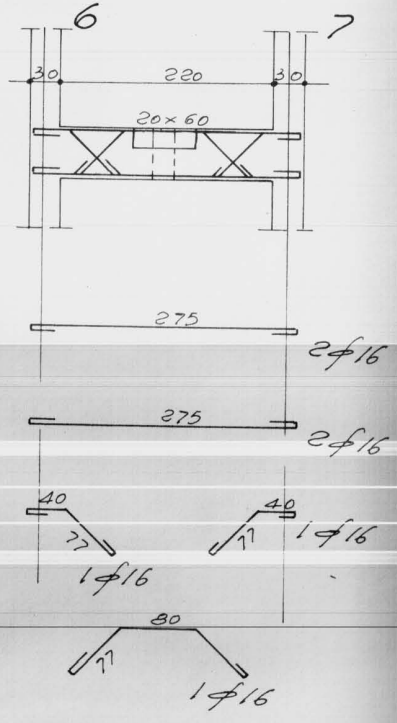
6
7
30
220
30
20×60
275
2φ16
275
2φ16
40
77
1φ16
40
77
1φ16
80
77
1φ16

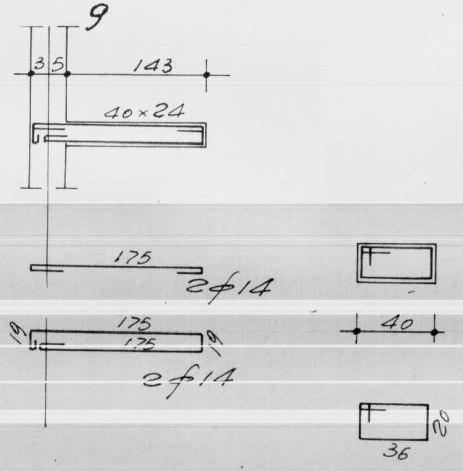
9
35
143
40×24
175
2φ14
40
19
175
175
19
2φ14
20
36

-MENSOLA DA: 9-

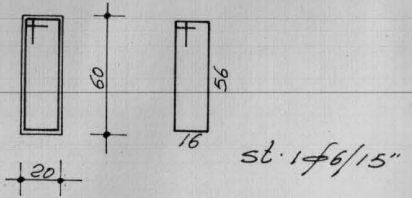
60
56
16
20
st. 1φ6/15"



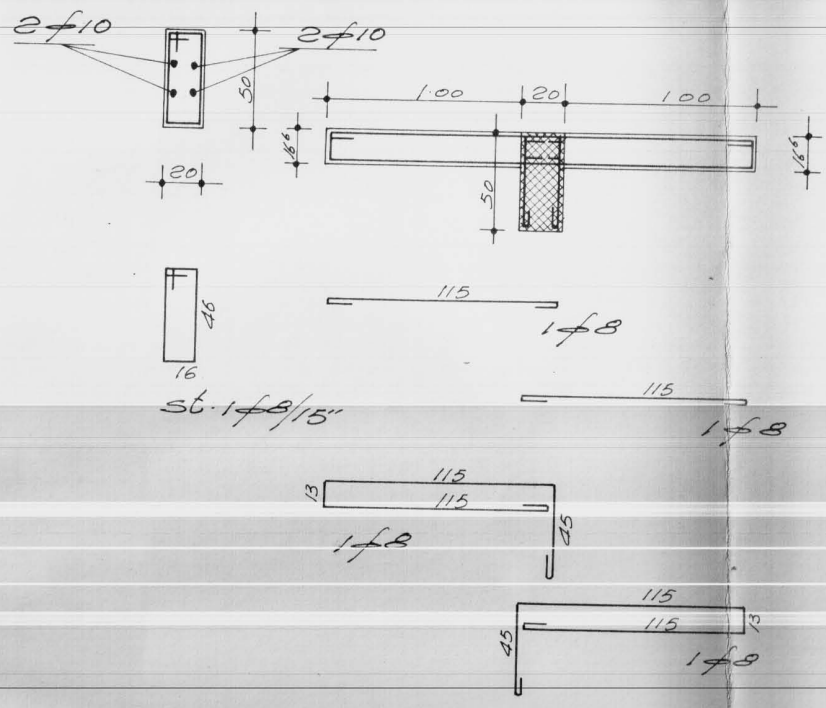
2φ10
2φ10
50
20
1.00
20
1.00
16^6
16^6
50
115
1φ8
46
16
st. 1φ8/15"
115
1φ8
13
115
115
45
1φ8
115
115
13
45
1φ8

- n° 16 pedate da cm 28 = cm 448 -

- n° 17 alzate da cm 16^6 = cm 282 -

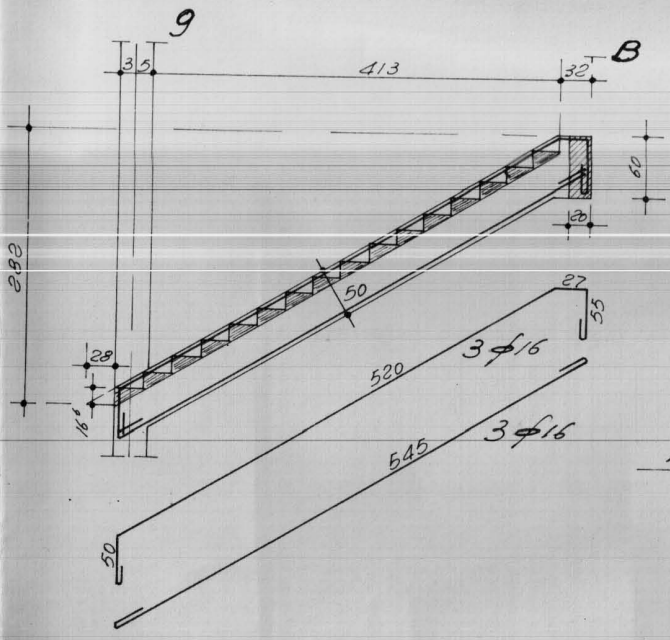
9
3
5
413
32
B
60
20
282
50
28
16^6
27
55
520
3φ16
545
3φ16
50

-PARTICOLARE
ARMATURA GRADINO -
- SCALE 1:25 - 1:10 -

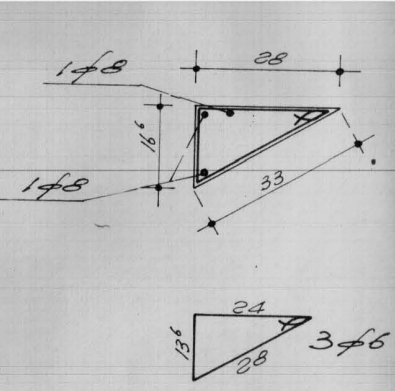
1φ8
28
16^6
33
1φ8
24
13^6
28
3φ6

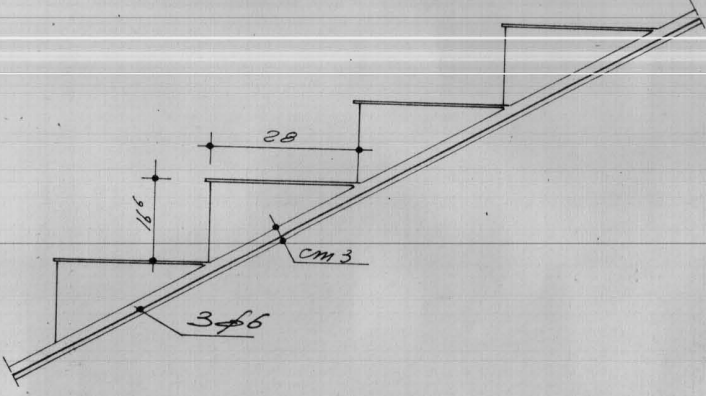
28
16^6
cm 3
3φ6

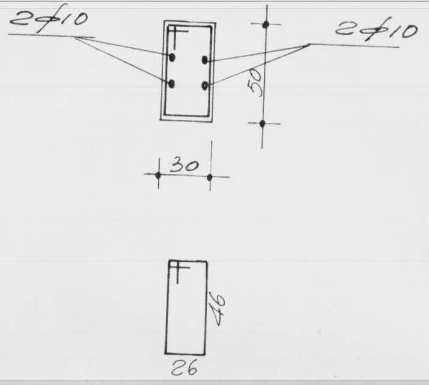
2φ10
2φ10
50
30
46
26

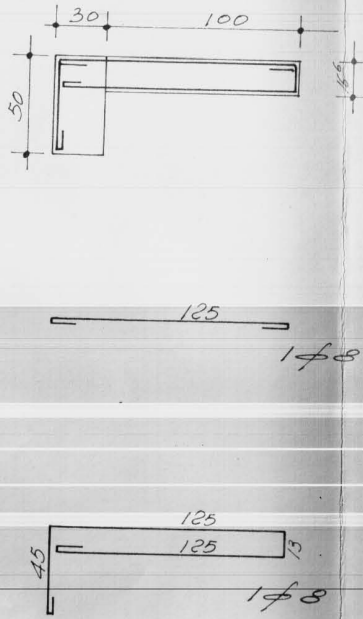
30
100
50
16
125
1φ8
125
125
45
13
1φ8

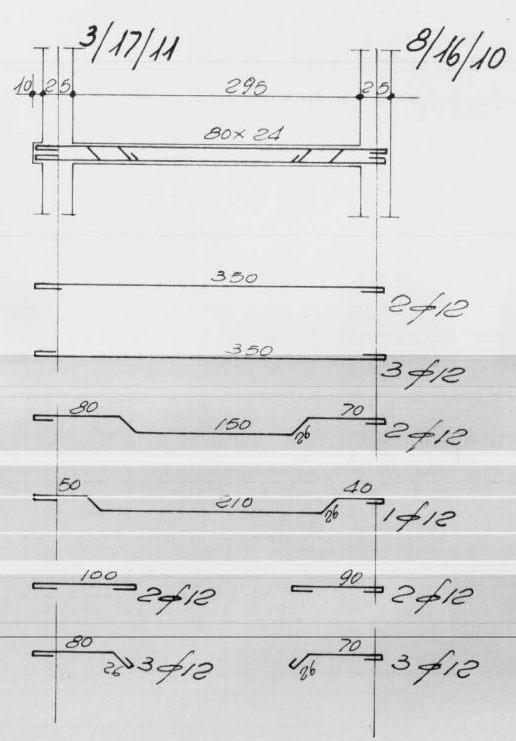
3/17/11
8/16/10
10
25
295
25
80×24
350
2φ12
350
3φ12
80
150
70
26
2φ12
50
210
40
26
1φ12
100
2φ12
90
2φ12
80
26
3φ12
70
26
3φ12

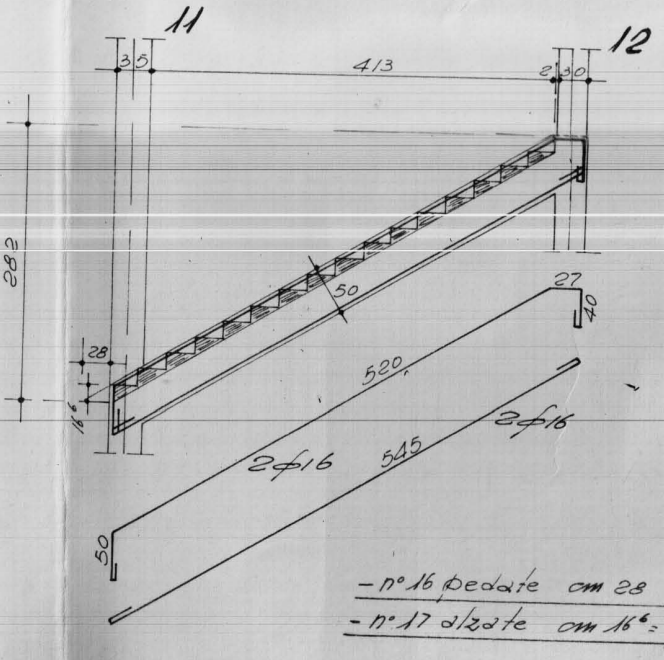
11
12
35
413
2
30
282
50
28
16
27
40
520
2φ16
545
2φ16
50

– n° 16 pedate cm 28 = cm 448 –

– n° 17 alzate cm 16^6 = cm 282 –

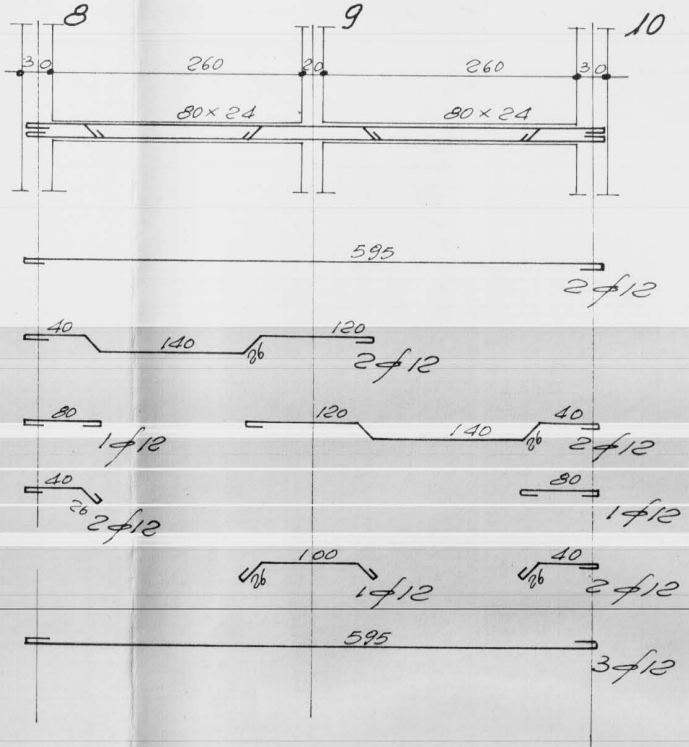
8
9
10
30
260
20
260
30
80×24
80×24
595
2φ12
40
140
120
2φ12
80
1φ12
120
140
40
2φ12
40
26
2φ12
80
1φ12
100
1φ12
40
2φ12
595
3φ12

-BALCONE l= mt. 1.40-


80
140
24
solaio
20
280
20
1φ10
215
215
15
15
1φ10
200
20
20
1φ8

-INTERASSE
-I= cm 50

- BOW - WINDOW l= mt. 1.10 -

- DA TRAVE 8-9-10 -

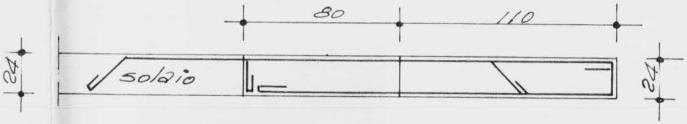
80
110
24
solaio
24

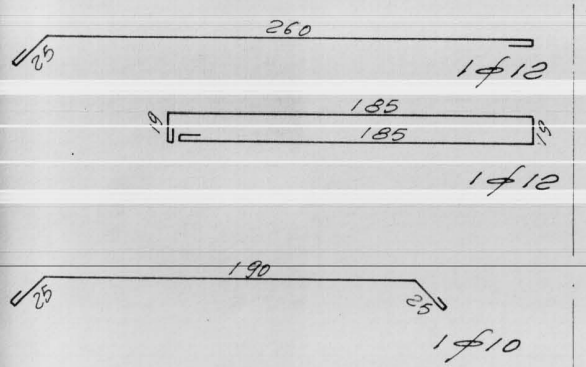
260
25
1⌀12
185
185
19
19
1⌀12
190
25
25
1⌀10