18

L'IMPRESA

IL DIRETTORE DEI LAVORI

-PALAZZINA CON PORTICATO -

-ISTITUTO AUTONOMO CASE POPOLARI -
BRINDISI

LEGGE 30-12-1960 n° 1676

COSTRUZIONE DI n° 19 ALLOGGI PER
AGRICOLTORI IN LATIANO (BR).

## -ARMATURA TRAVI PRIMO PIANO - 2° SOLAIO -

SCALE 1:50 - 1:25 — 5-XII-1969

REDATTO: DOTT. ING. UGO LONOCE - BRINDISI

-N.B.: USARE FERRO ACCIAIOSO | CEMENTO "750" -

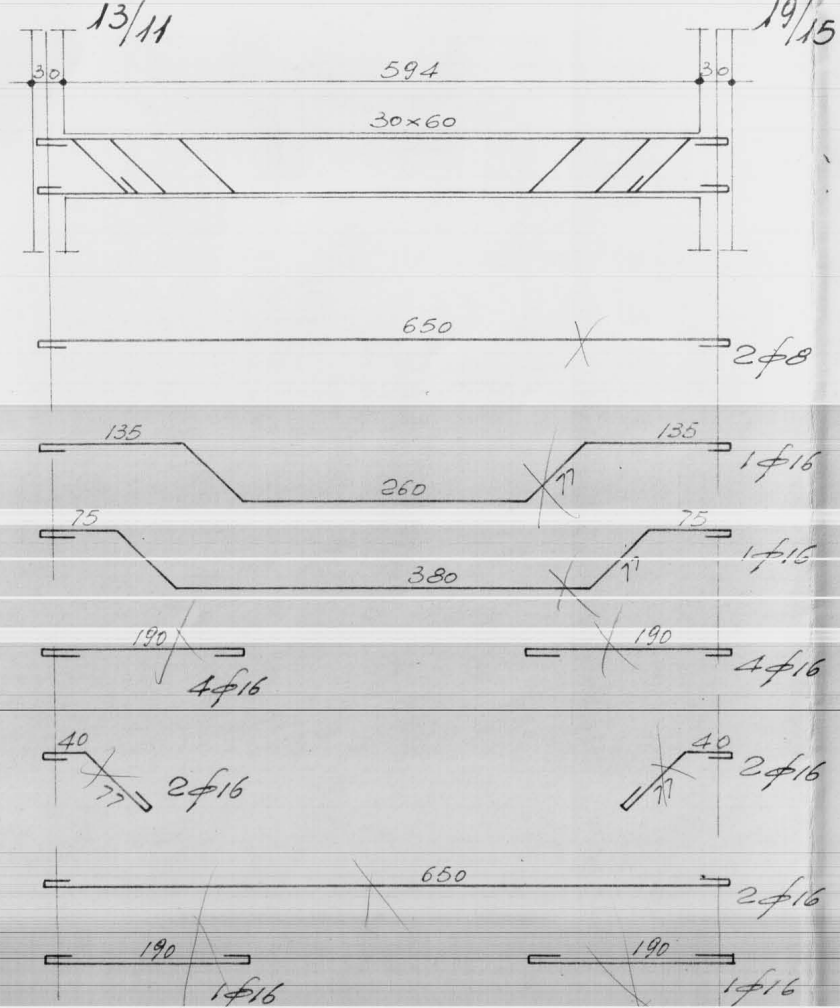
13/11
19/15
30
594
30
30×60
650
2φ8
135
135
260
77
1φ16
75
75
380
77
1φ16
190
4φ16
190
4φ16
40
77
2φ16
40
77
2φ16
650
2φ16
190
1φ16
190
1φ16

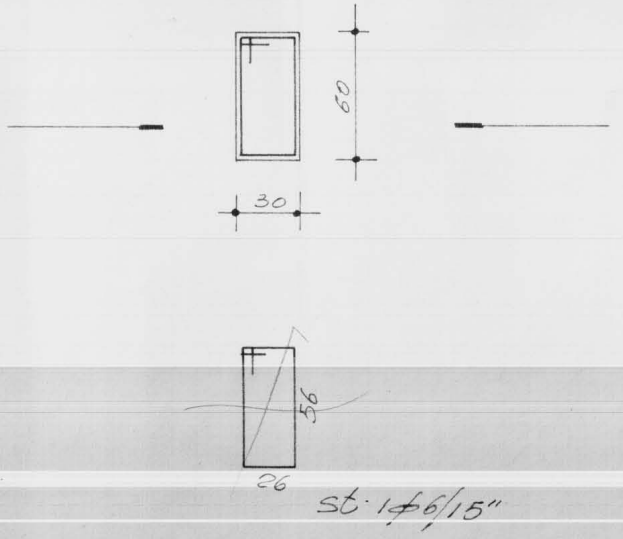
60
30
56
26
st. 1φ6/15"


12
17
30
594
30
30×60
650
3φ16
135
135
260
77
2φ16
75
75
380
77
1φ16
190
2φ16
190
2φ16
40
77
2φ16
40
77
2φ16
650
3φ16
190
3φ18
190
3φ18

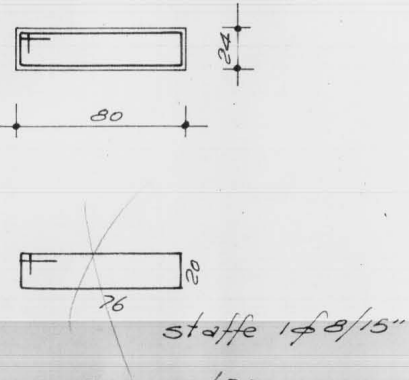
24
80
20
76
staffe 1φ8/15"

sezione tipo

trave 80×24

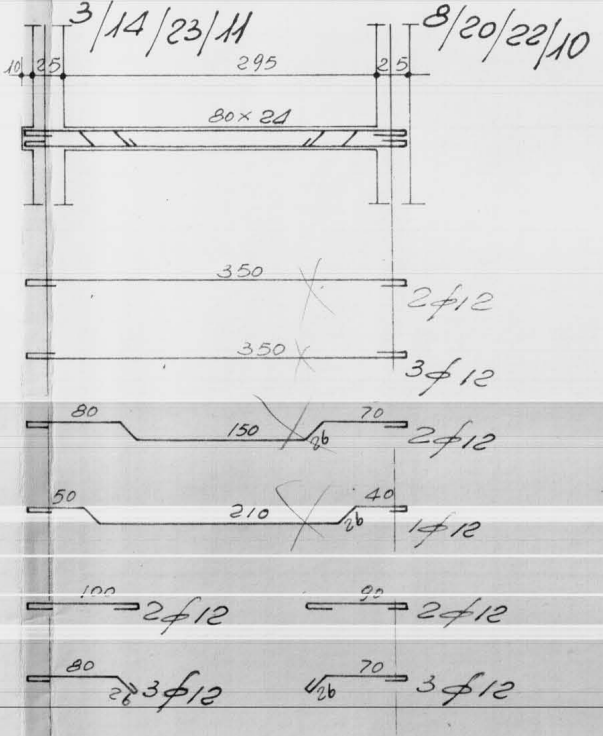
3/14/23/11
8/20/22/10
10
25
295
25
80×24
350
2φ12
350
3φ12
80
150
26
70
2φ12
50
210
26
40
1φ12
100
2φ12
90
2φ12
80
26
3φ12
26
70
3φ12

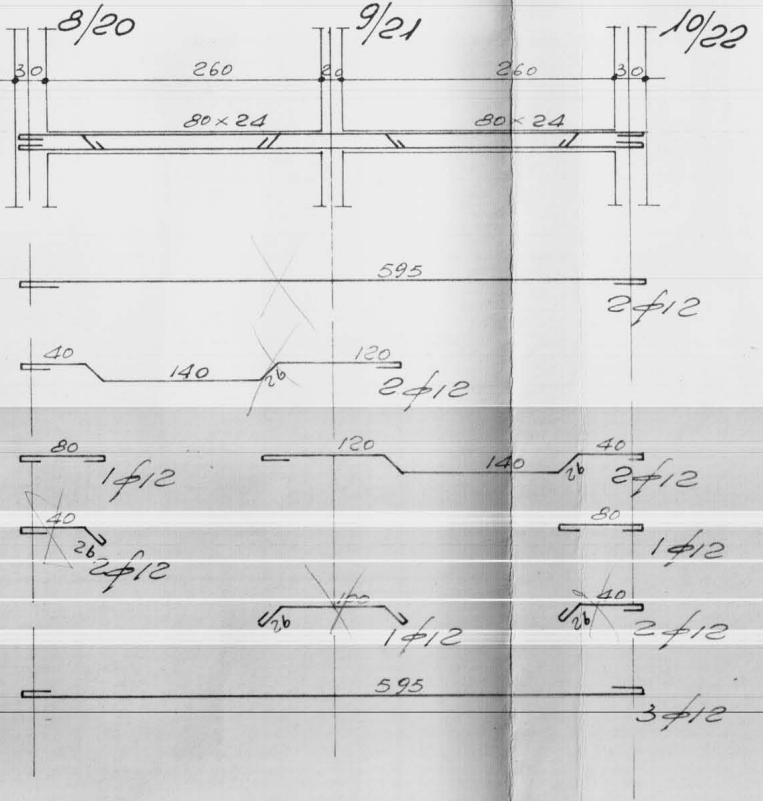
8/20
9/21
10/22
30
260
20
260
30
80×24
80×24
595
2φ12
40
140
26
120
2φ12
80
1φ12
120
140
26
40
2φ12
40
26
2φ12
80
1φ12
26
120
1φ12
26
40
2φ12
595
3φ12

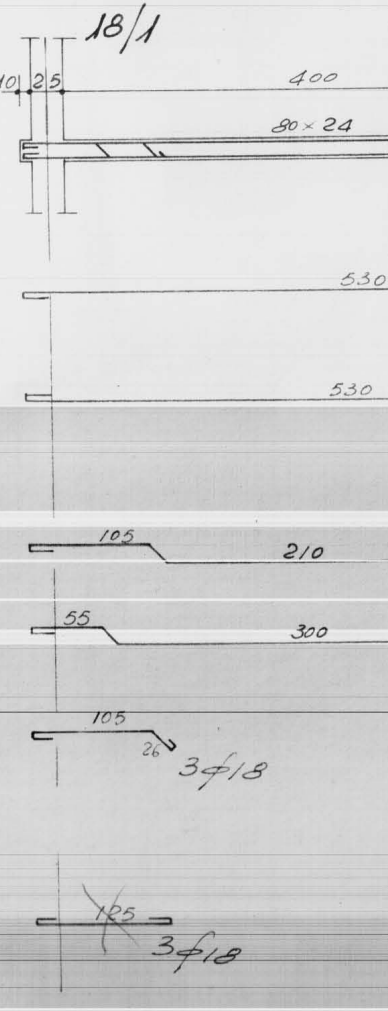
18/1
10
25
400
80×24
530
530
105
210
55
300
105
26
3φ18
125
3φ18


27/4
A'/A
28/5
29/13
2/12/16/26
6/7/24/25
30
320
30
400
25
10
10
25
450
30
80×24
80×24
90×24
2⌀18
560
530
2⌀18
2⌀18
530
4⌀18
4⌀18
560
4⌀18
510
2⌀18
510
5⌀18
110
240
110
2⌀18
175
2⌀18
175
210
105
2⌀18
60
340
60
2⌀18
130
2⌀18
130
300
55
2⌀18
175
165
175
1⌀18
105
3⌀18
110
4⌀18
110
4⌀18
145
230
145
1⌀18
125
3⌀18
125
3⌀18
125
3⌀18
26
100
2⌀18

— FERRO OMOGENEO —

— PER QUESTA TRAVE USARE FERRO OMOGENEO —

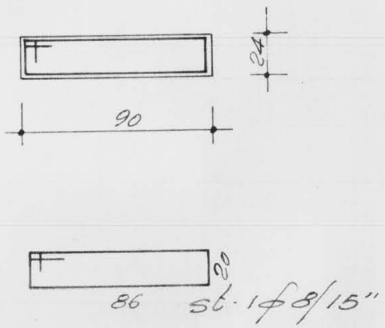

24
90
20
86
st·1ϕ8/15"



B/B'
A/A'
480
60×24
60
475
2ϕ10
475
2ϕ10
95
210
120
26
1ϕ10
50
290
85
26
1ϕ10
110
1ϕ10
140
1ϕ10
95
55
26
1ϕ10
120
26
1ϕ10

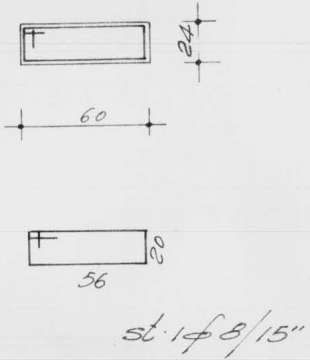

24
60
20
56
st·1ϕ8/15"

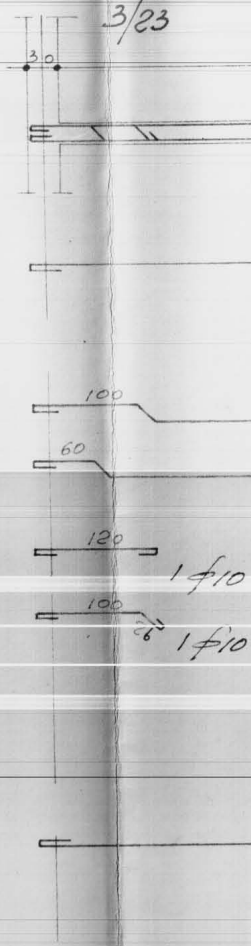

3/23
30
100
60
120
1ϕ10
100
26
1ϕ10


2/26
1/29
420
30
430
30
60 × 24
60 × 24
570
2⌀10
580
2⌀10
230
26
200
2⌀10
315
26
150
1⌀10
200
240
26
110
2⌀10
150
325
26
60
1⌀10
26
180
1⌀10
120
1⌀10
26
1.10
1⌀10
570
2⌀10
580
2⌀10


11
12
30
420
30
60 × 24
570
2⌀10
100
230
26
200
2⌀10
60
315
26
150
1⌀10
120
1⌀10
200
100
26
1⌀10
150
180
26
1⌀10
570
2⌀10


13
14
15
16
17
18
19
430
30
30
110
30
280
30
1.10
30
2.90
30
1.10
30
60×24
60×24
60×24
60×24
60×24
60×24
580
2φ10
700
2φ8
7.00
2φ8
220
135
26
2.90
2φ8
185
200
26
2.55
1φ8
240
1φ8
2.90
145
26
2.20
2φ8
240
26
110
2φ10
220
26
1φ8
2.55
210
26
1.85
1φ8
325
26
60
1φ10
3.10
1φ8
2.40
1φ8
120
1φ10
26
2.70
1φ8
26
2.20
1φ8
26
110
1φ10
700
2φ8
7.00
2φ8
580
2φ10

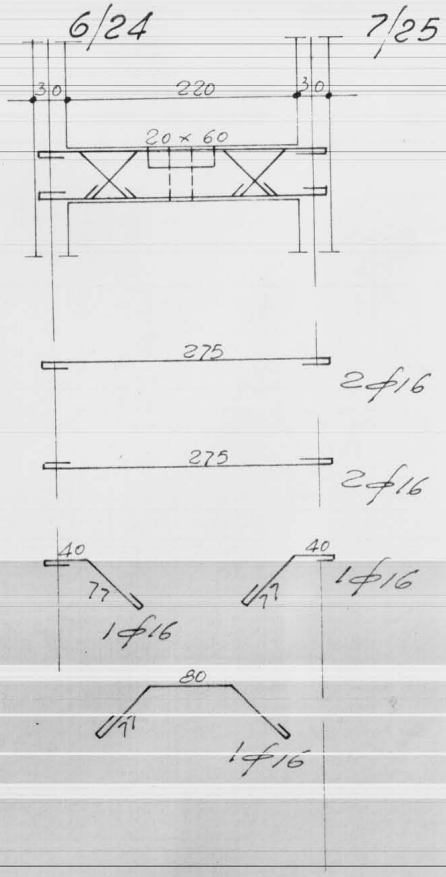
6/24
7/25
30
220
30
20 × 60
275
2⌀16
275
2⌀16
40
77
1⌀16
40
77
1⌀16
80
77
1⌀16

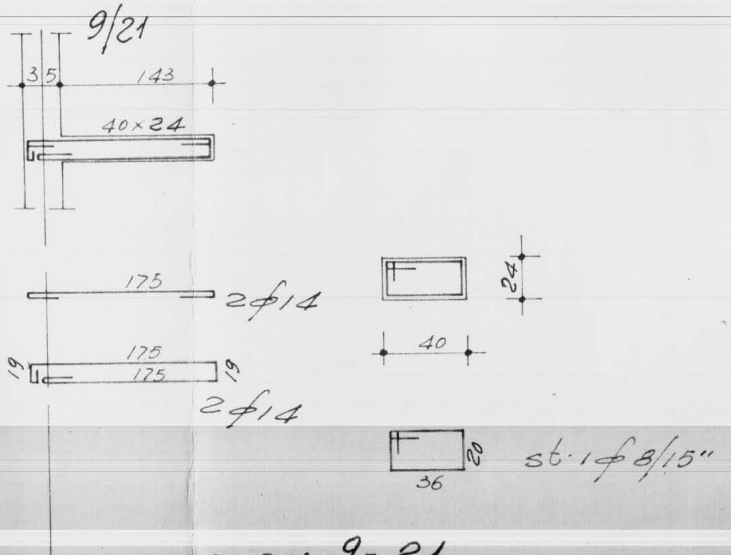
9/21
35
143
40×24
175
2⌀14
19
175
175
19
2⌀14
24
40
20
36
st·1⌀8/15"

- MENSOLA DA: 9-21 -

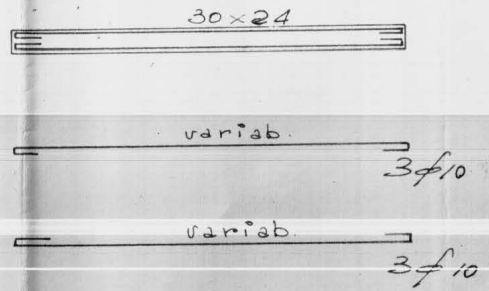
30×24
variab.
3⌀10
variab.
3⌀10

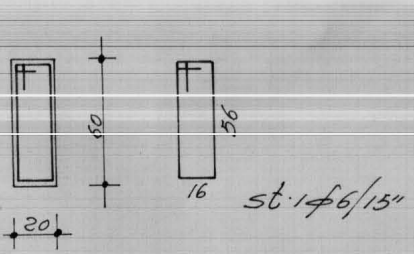
50
56
16
20
st·1⌀6/15"

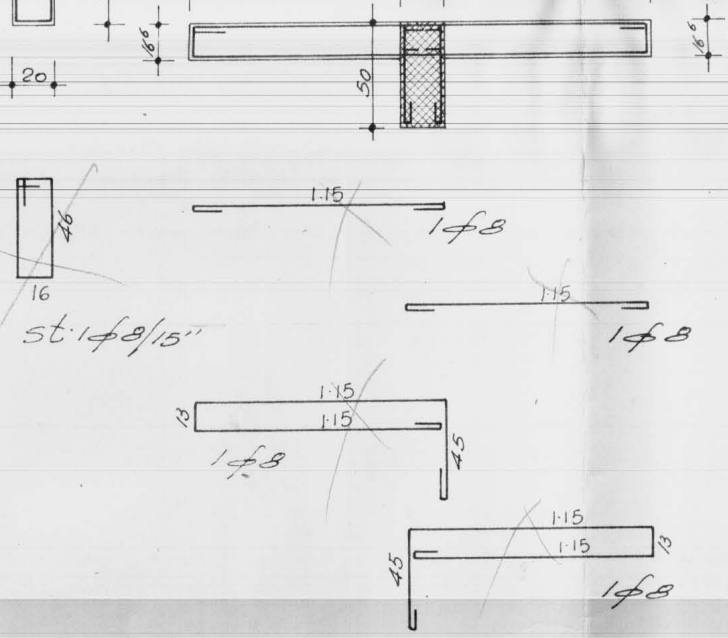
20
16⁶
50
16⁶
46
16
st.1φ8/15"
1.15
1φ8
1.15
1φ8
1.15
1.15
13
45
1φ8
1.15
1.15
45
13
1φ8

- PARTICOLARE

ARMATURA

- SCALE 1:25 - 1:

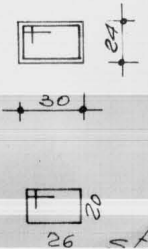
24
30
20
26 st.1φ6/15"

PARTICOLARE ARMATURA -

- CORDOLO 30x20 -

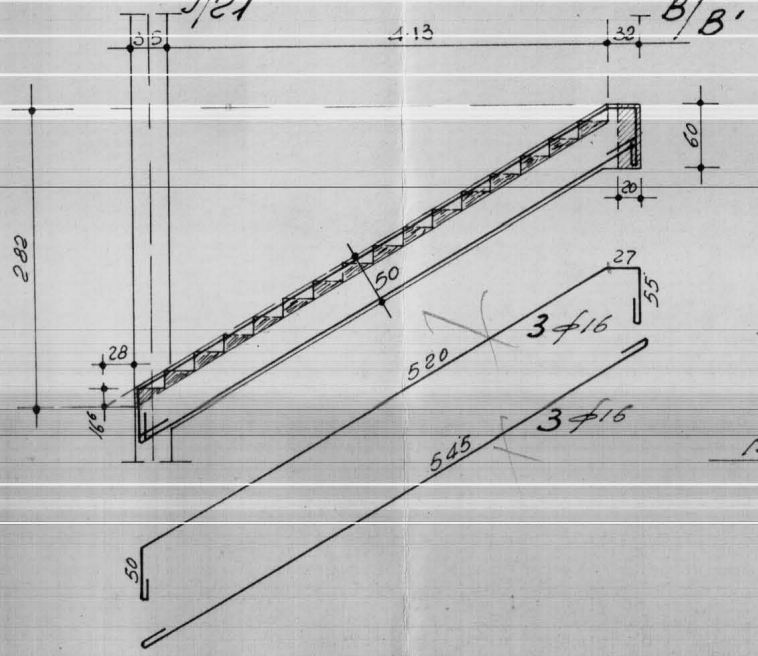
9/21
35
4.13
30
B/B'
60
20
282
28
16⁶
50
27
55
3φ16
520
3φ16
545
50

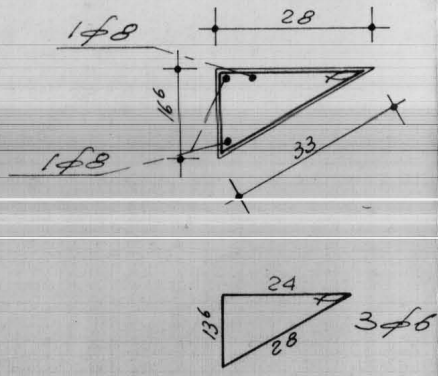
1φ8
28
16⁶
33
1φ8
24
13⁶
28
3φ6

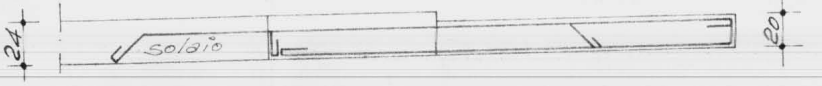
24
solaio
20

- n° 16 pedate da cm 28 = cm 448 -

- n° 17 alzate da cm 16$^6$ = cm 282 -

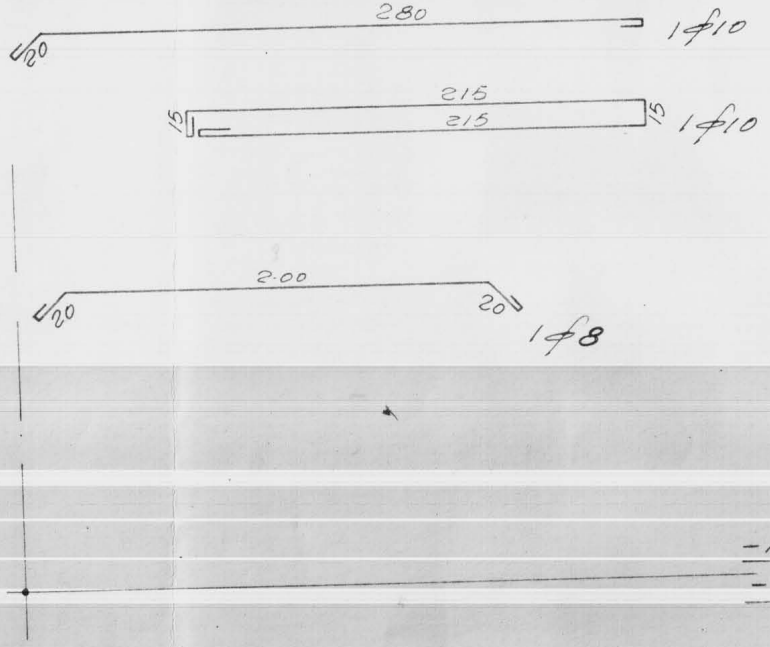
280
20
1$\phi$10
215
215
15
15
1$\phi$10
2.00
20
20
1$\phi$8

GRADINO -

10 -

- INTERASSE -

- I = cm 50 -

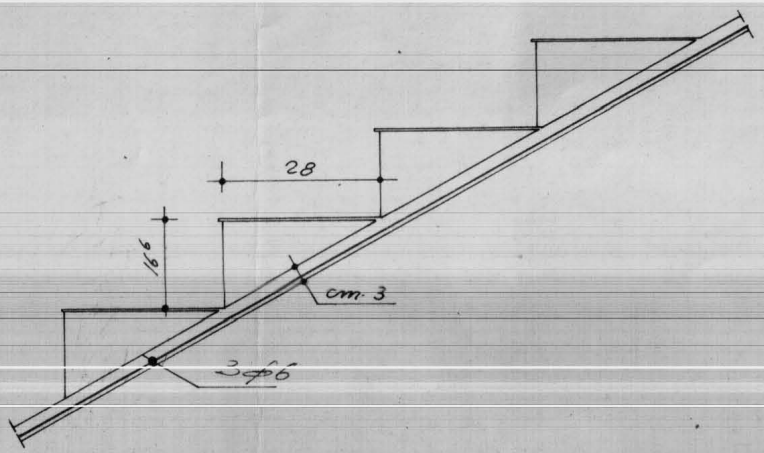
28
16$^6$
cm. 3
3$\phi$6

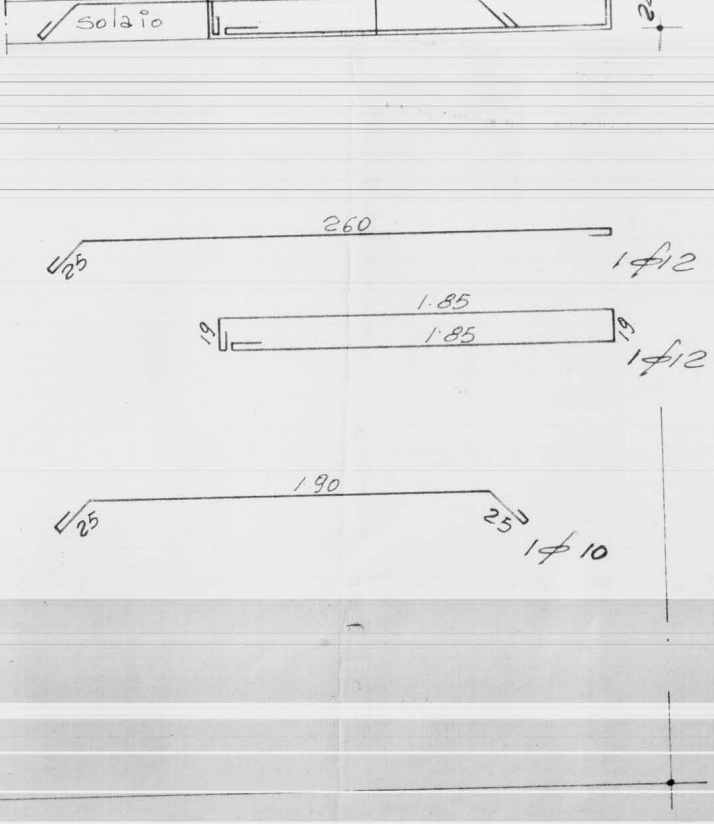
solaio
260
25
1∅12
1.85
1.85
19
19
1∅12
1.90
25
25
1∅10