AGO. 1982

1	PROGETTO DI RISTRUTTURAZ.NE DELLO STABILIMENTO BALNEARE DENOMINATO "LIDO LEDA" CONCESS.RI : F.lli RONZONI	DATA 31.7.82 SCALA 1 : 100 VAR.

PROGETTO : PIANTE

COMUNE DI CARRARA
Ufficio Urbanistica
Esaminato con esito favorevole
dalla Commissione Edilizia Comunale
nella seduta n. 6 del 4/2/83
IL SINDACO

COMMISSIONE INTERCOMUNALE BENI AMBIENTALI n. 2
riunione n. 8 del 25-3-1983
parere contrario-
Il Presidente

1 SOLUZIONE

SOSPESO

IL COMMITTENTE
Ronzoni Agostino
Ronzoni M. Rosa

IL TECNICO
Cattotos

LIRE 500

STRALCIO PLANIM.CO
FOGLIO 87 - SCALA 1: 1000

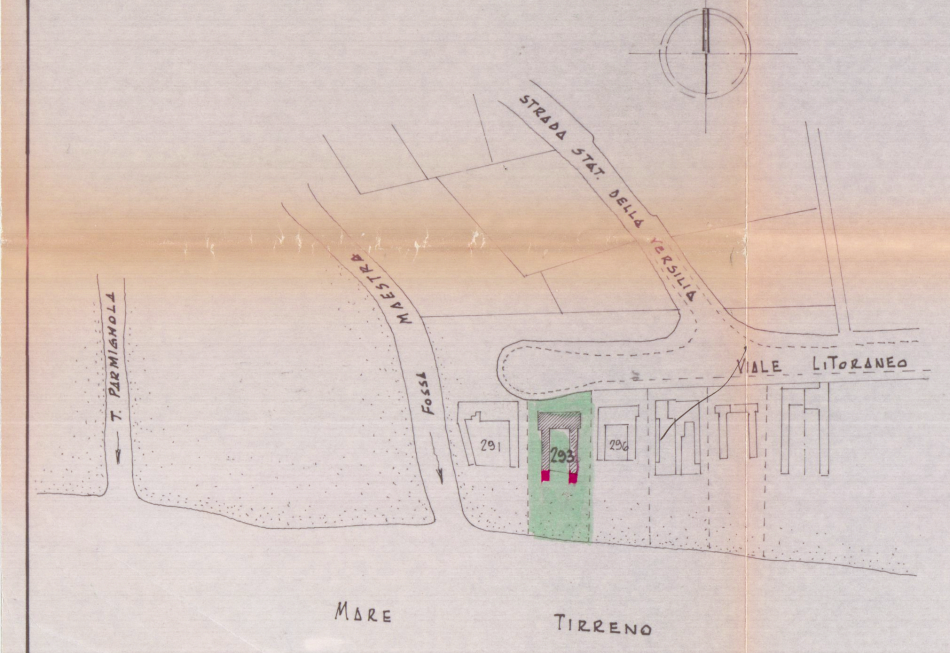
STRADA STAT. DELLA VERSILIA
VIALE LITORANEO
FOSSA MAESTRA
T. PARMIGNOLA
291
293
296
MARE
TIRRENO

RIFERIMENTI

AREA COPERTA DA ATTREZZ. FISSE	mq.	353.80
" " DA ATTREZZ. PRECARIE	"	373.40
AREA SCOPERTA DI ASSERVIM-TO	"	61.40
AREA DESTINATA A VERDE	"	81.00
AREA SCOPERTA RESIDUA (arenile)	"	2330.00
AREA TOTALE CONCESSIONE	mq.	3200.00

1	SALA RISTOR.TE
2	BAR e servizi
3	SERVIZI IG.
4	CABINE n°
5	DEPOSITI n°
6	SPOGLIATOI n°
7	CAMERE PER GUARDIANAGGIO CON SERVIZI ANNESSI

🟪 - AMPLIAMENTO -

- PLANIMETRIA SCALA 1: 250 -

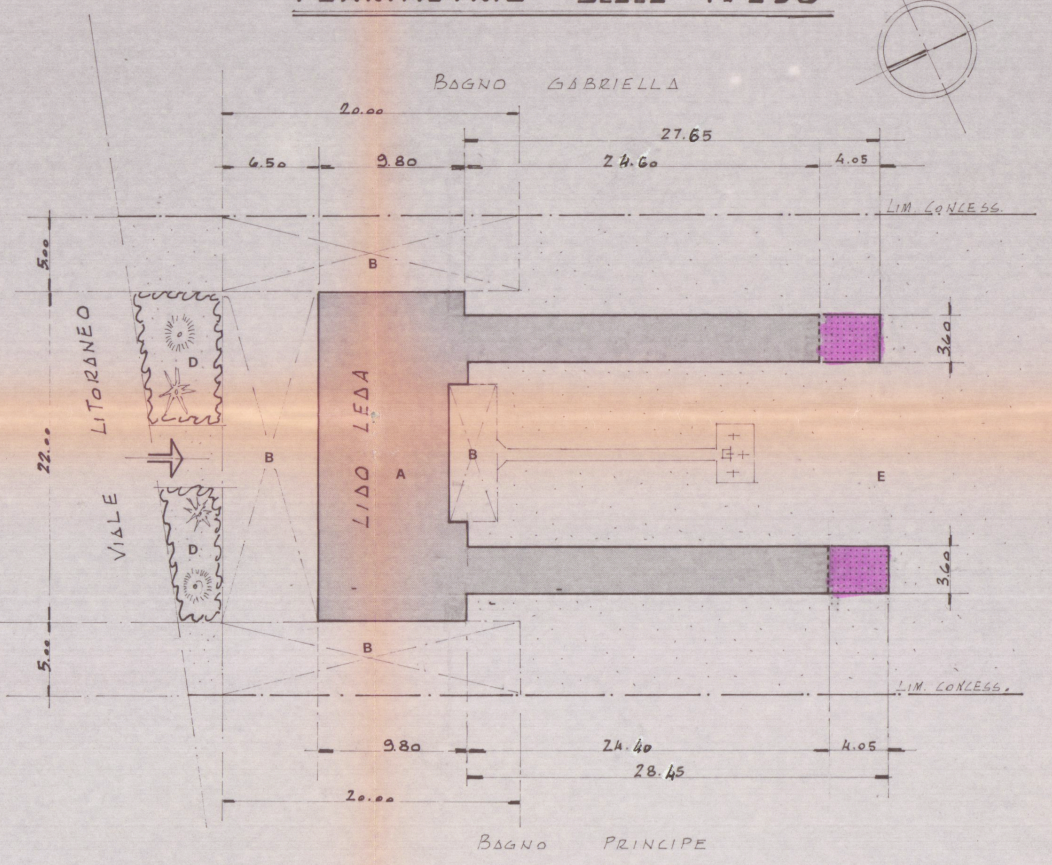
BAGNO GABRIELLA
20.00
27.65
6.50
9.80
24.60
4.05
LIM. CONCESS.
5.00
22.00
5.00
VIALE LITORANEO
B
D
LIDO LEDA
A
B
E
B
D
B
3.60
3.60
LIM. CONCESS.
9.80
24.40
4.05
28.45
20.00
BAGNO PRINCIPE

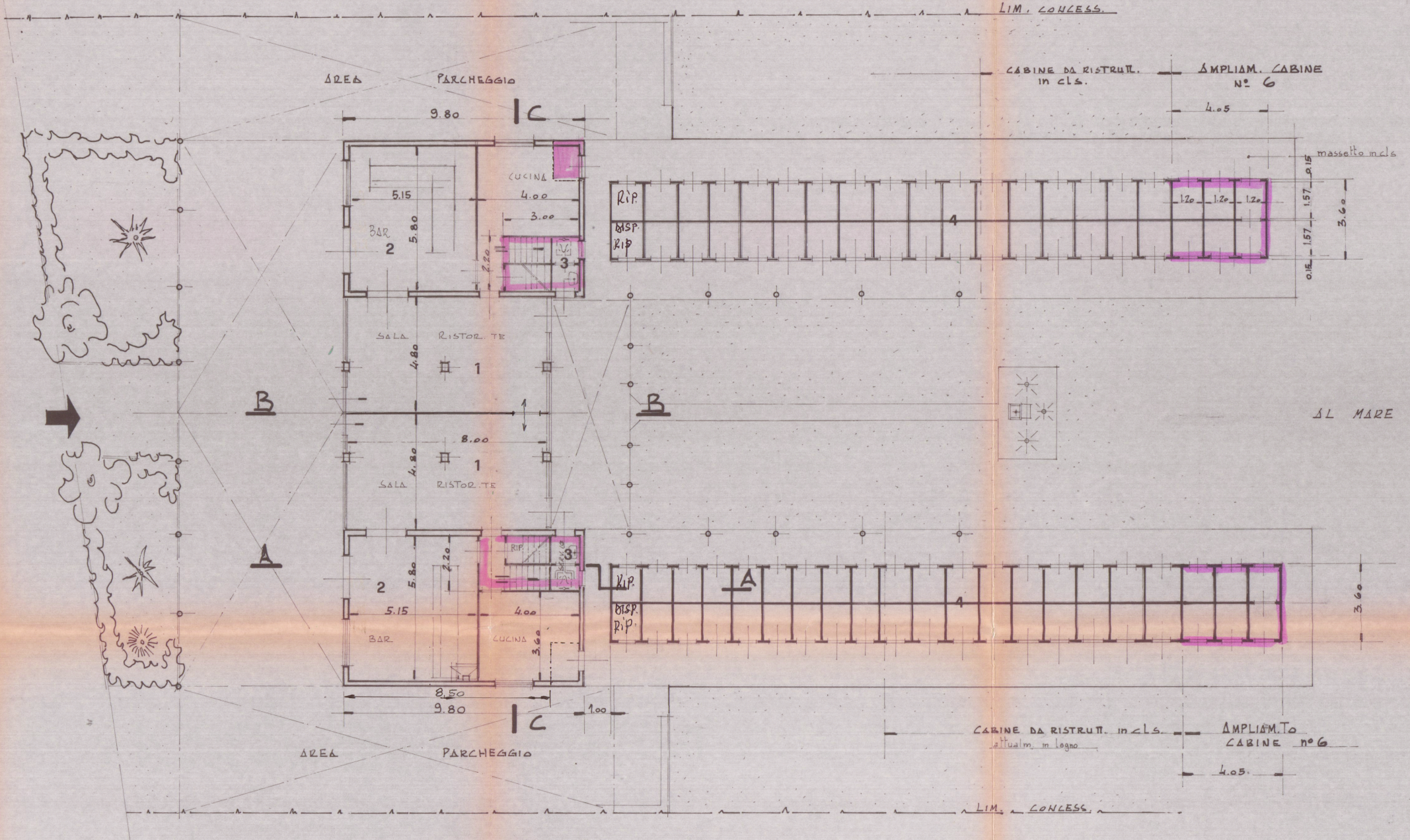
LIM. CONCESS.
AREA PARCHEGGIO
9.80
C
CUCINA
4.00
3.00
5.15
BAR
2
5.80
2.20
3
RIP.
DISP.
RIP.
1.20
1.20
1.20
4
massetto in cls
0.15
1.57
1.57
0.15
3.60
CABINE DA RISTRUTT. in cls.
AMPLIAM. CABINE N° 6
4.05
SALA RISTOR.TE
4.80
1
B
B
8.00
AL MARE
SALA RISTOR.TE
4.80
1
A
A
2
5.80
2.20
RIP.
3
RIP.
DISP.
RIP.
4
5.15
4.00
BAR
CUCINA
3.60
3.60
8.50
9.80
C
1.00
AREA PARCHEGGIO
CABINE DA RISTRUTT. in cls.
attualm. in legno
AMPLIAM.TO CABINE n°6
4.05
LIM. CONCESS.

— PLANIMETRIA GENERALE —

scala. 1:100

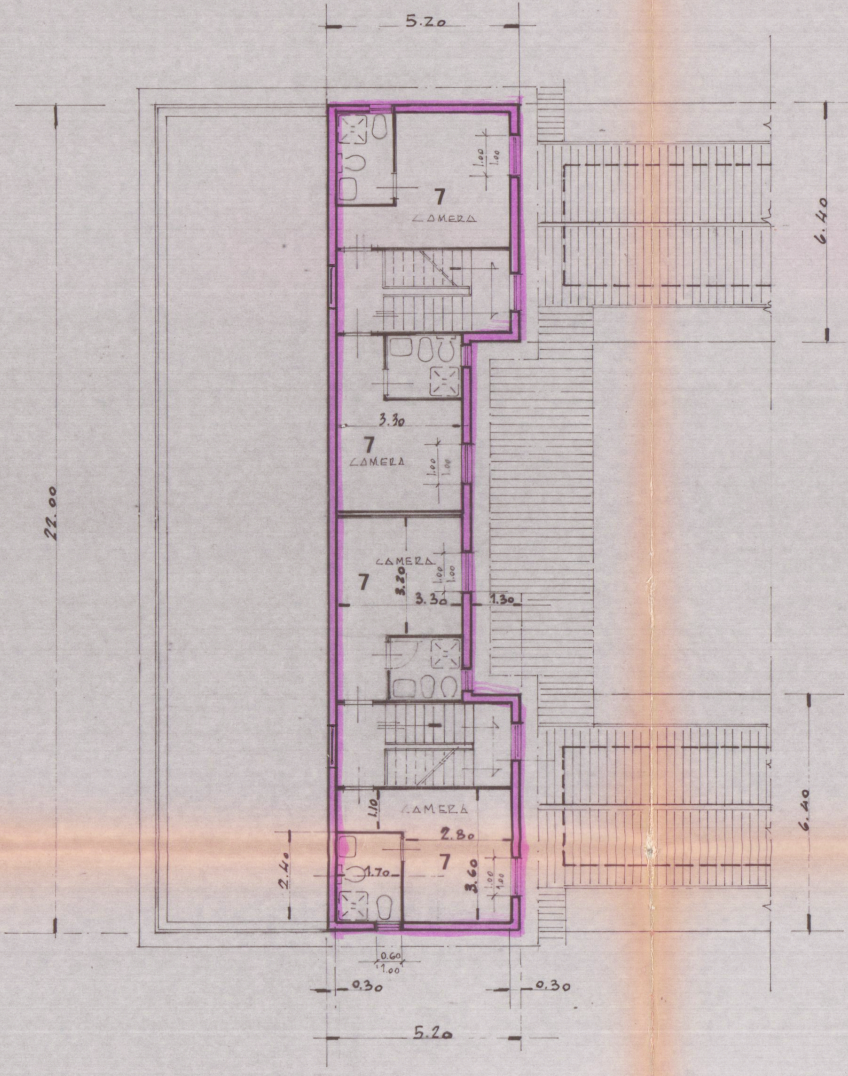
5.20
22.00
6.40
7
CAMERA
1.00
1.00
3.30
7
CAMERA
1.00
1.00
CAMERA
7
3.20
3.30
1.30
1.00
1.00
6.40
1.10
CAMERA
2.80
2.40
1.70
7
3.60
1.00
1.20
0.60
1.00
0.30
0.30
5.20

PIANTA PIANO RIALZATO



— DATI CARATT

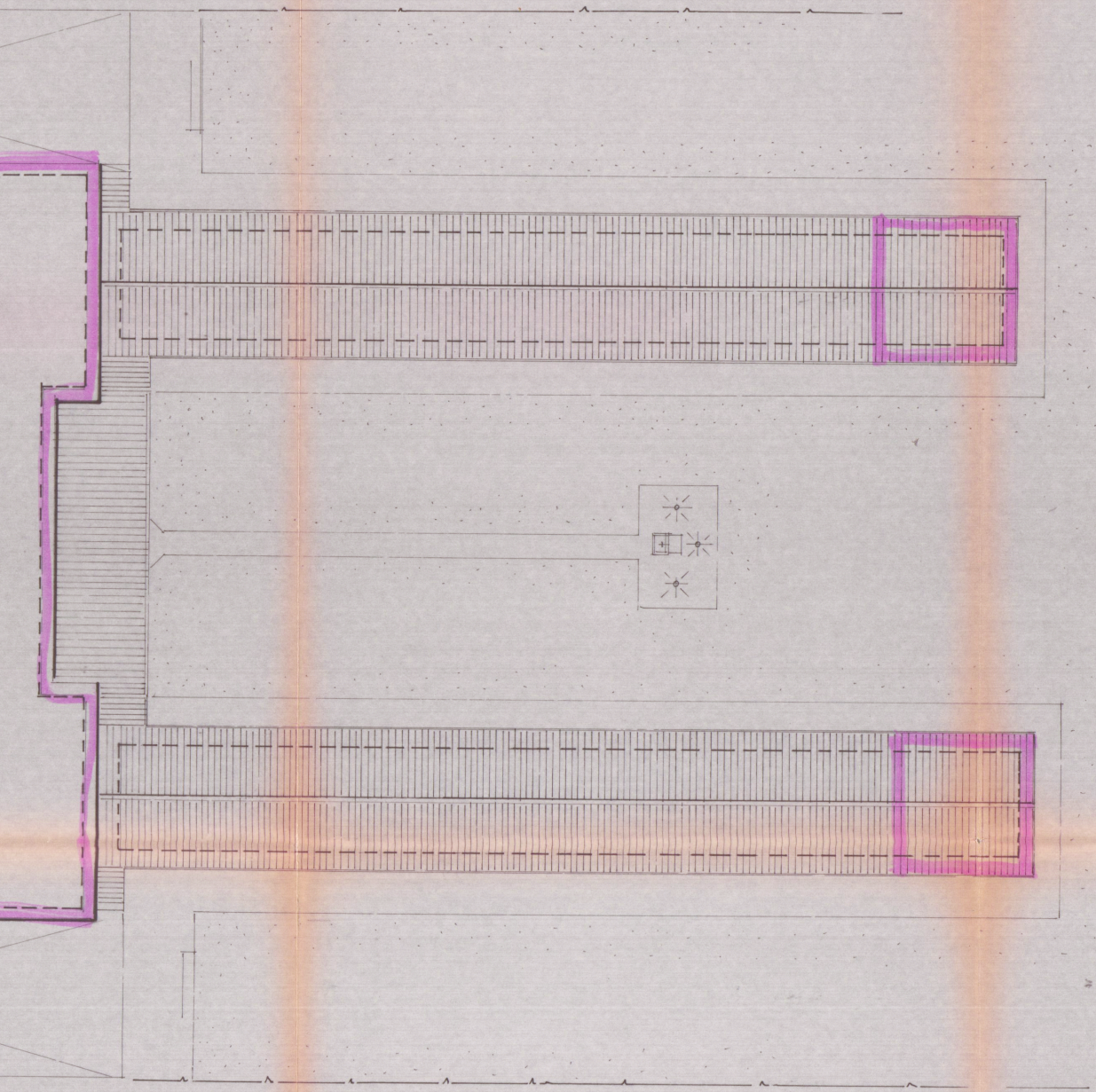

— PIANTA DELLA COPERTURA —

— STATO ATTUALE —

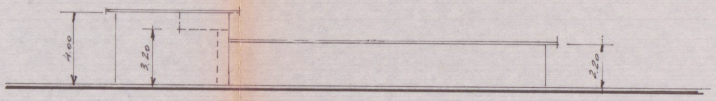

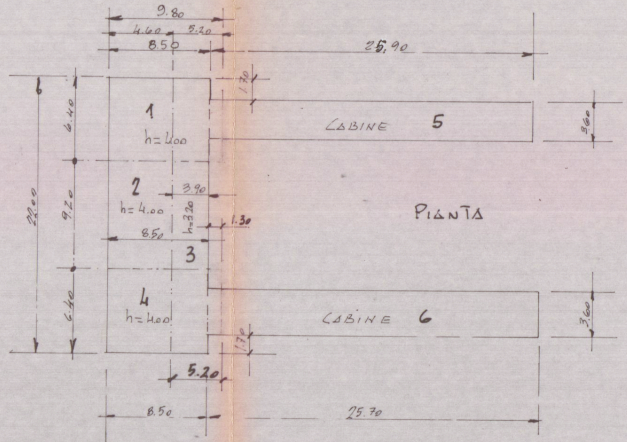
9.80
4.60
5.20
8.50
25.90
1.70
1
h= 4.00
CABINE 5
3.60
22.00
6.40
2
h= 4.00
3.90
h=3.20
1.30
9.20
8.50
3
4
h= 4.00
CABINE 6
3.60
1.70
6.40
5.20
8.50
25.70

PIANTA

		SUPERF.			—	VOLUME
FABBRIC.	1= 6.40 x 8.50	= mq. 54.40	x 4.00	=	mc.	217.60
	2= 9.20 x 4.60	= " 42.32	x 4.00	=	"	169.28
	3= 9.20 x 3.90	= " 35.88	x 3.20	=	"	114.82
	4= 6.40 x 8.50	= " 54.40	x 4.00	=	"	217.60
	tot.	mq. 187.00 (Sy ato.			mc.	719.30
CABINE	5 – 25.90 x 3.60	= mq 93.20	x 2.20	–	mc.	205.20
	6 = 25.70 x 3.60	= mq 92.52	x 2.20	–		203.54
	Tot.	" 372.70			mc.	1128.04

———•———

SUPERF. ATTUALE : mq. 372.70
" IN PROG. : " 40.80
— SUPERF. TOTALE : " 413.50

VOLUME ATTUALE : mc. 1128.04
" IN PROG. : 333.36
— VOLUME TOTALE mc. 1461.40

ERISTICI PLANO-VOLUMETRICI ——

— IN PROGETTO —

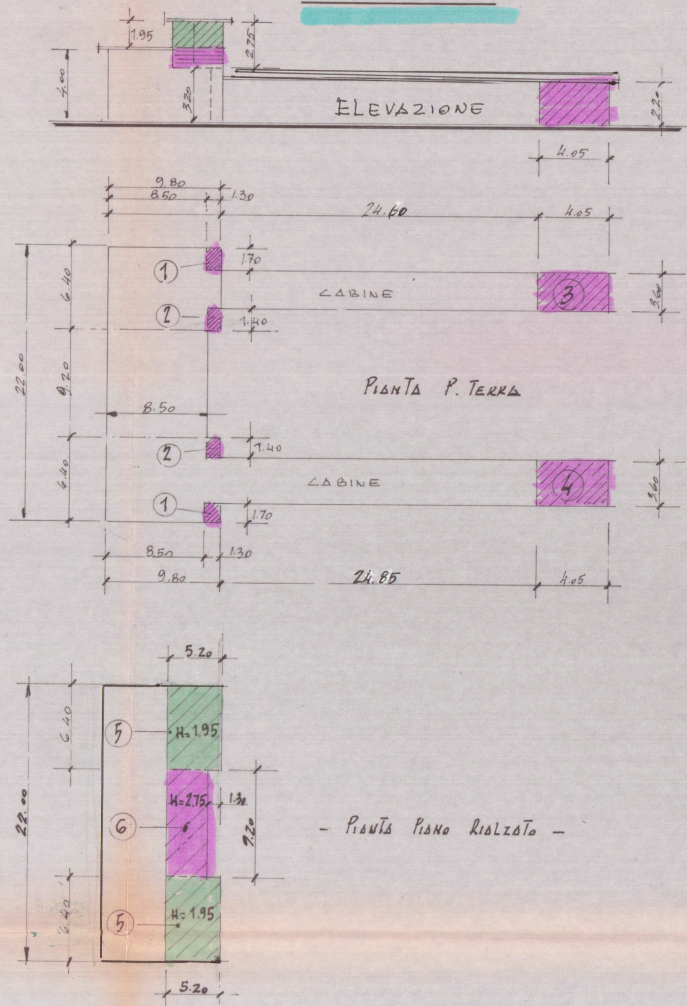
1.95
2.75
4.00
3.20
ELEVAZIONE
2.20
4.05
9.80
8.50
1.30
24.60
4.05
1
1.70
2
1.40
CABINE
3
3.60
6.40
9.20
22.00
PIANTA P. TERRA
8.50
2
1.40
CABINE
4
3.60
6.40
1
1.70
8.50
1.30
9.80
24.85
4.05
5.20
6.40
5
H=1.95
6
H=2.75
1.30
9.20
22.00
- PIANTA PIANO RIALZATO -
5
H=1.95
6.40
5.20

SUPERF. COP. (in progetto) — VOLUME (in prog.)

1 = 2 (1.70 × 1.30) = mq. 4.76 × h = 4.00 = mc. 19.04
2 = 2 (1.40 × 1.30) = " 3.64 × " 4.00 = " 14.56
* 5 = 2 (6.40 × 5.20) = " ~~66.56~~ × " 1.95 = " 129.80
* 6 = 9.20 × 3.90 = " ~~35.88~~ × " 2.75 = " 98.68
tot = 8.64 262.08
3 = 4.05 × 3.60 = 16.20 × 2.20 = mc. 35.64
4 = 4.05 × 3.60 — = 16.20 × 2.20 = mc. 35.64

Tot. gen. mq 40.80 mc. 333.36

* nota: non c/portano sup. coperta -